



SAINT JOSEPH'S BASKETBALL

2017-18 GAME NOTES

Game
12

SAINT JOSEPH'S HAWKS (5-6; 0-0 A-10)

at

GEORGE WASHINGTON COLONIALS

(7-6; 0-0 A-10)

December 30, 2017 • 4 p.m.
Smith Center • Washington, D.C.

2017-18 SCHEDULE/RESULTS		
Overall: 5-6	A-10: 0-0	H: 3-1 A: 1-2 N: 1-3
NOVEMBER		
Sat., 11	at Toledo (ESPN3)	L 87-98
Mon., 13	at UIC (NBCSP+)	W 86-82 ot
Sat., 18	PRINCETON	W 71-58
Thu., 23	vs. Washington St. + (ESPN3)	L 71-75
Fri., 24	vs. Harvard + (ESPN3)	L 71-77
Sun., 26	vs. Sacramento St. + (ESPN3)	W 74-69
Wed., 29	BUCKNELL	W 83-70
DECEMBER		
Sat., 2	#4 VILLANOVA & (ESPN2)	L 53-94
Sat., 9	at Temple & (CBSSN)	L 78-81
Sun., 17	MAINE	W 72-59
Wed., 20	vs. St. John's % (ESPN3)	L 73-77
Sat., 30	at George Washington	4:00 p.m.
JANUARY		
Wed., 3	VCU (MASN)	7:00 p.m.
Sat., 6	ST. BONAVENTURE (ESPN3)	8:00 p.m.
Wed., 10	at George Mason	7:00 p.m.
Sun., 14	at Massachusetts (NBCSN)	5:00 p.m.
Wed., 17	DAYTON (CBSSN)	6:30 p.m.
Sat., 20	FORDHAM	1:00 p.m.
Wed., 24	at St. Bonaventure (CBSSN)	7:00 p.m.
Sat., 27	at Penn (Palestra) & (NBCSP)	7:00 p.m.
Wed., 31	SAINT LOUIS	7:00 p.m.
FEBRUARY		
Sat., 3	at La Salle (CBSSN)	4:00 p.m.
Tue., 6	at Davidson (Stadium)	7:00 p.m.
Sat., 10	MASSACHUSETTS	4:00 p.m.
Wed., 14	at Fordham	7:00 p.m.
Sat., 17	DUQUESNE	6:00 p.m.
Wed., 21	GEORGE MASON	7:00 p.m.
Sat., 24	at Richmond (NBCSP+, NBCSW+)	6:00 p.m.
Tue., 27	at Rhode Island (CBSSN)	7:00 p.m.
MARCH		
Sat., 3	LA SALLE & (Facebook)	2:00 p.m.
Wed., 7-	Atlantic 10 Championship	
Sun., 11	(Capital One Arena, Washington, D.C.)	

Home games in CAPS at Hagan Arena
+ Wooden Legacy (Fullerton, Calif.)
% Basketball Hall of Fame Holiday Showcase (Uncasville, Conn.)
& Big 5 game

Men's Basketball Contact:
Marie Wozniak (mwozniak@sju.edu)
O: 610-660-1727 C: 610-999-3634

FOLLOW THE HAWKS

Twitter @SJUHawks_MBB, @SJUHawks
Instagram @SJUHawks_MBB
Facebook saintjosephshawks

Video: A-10 Network **Online:** Atlantic10.com
Radio: 98.1 HD 2 (Matt Martucci, Joe Lunardi) **Online:** SJUHawks.com

ABOUT THE HAWKS

- Seniors **Shavar Newkirk** and **James Demery** top the Hawks in scoring with Newkirk at 17.7 and Demery at 16.6 points per game. The duo ranks sixth and ninth in scoring, respectively, in the Atlantic 10
- SJU ranks second in the nation in fewest turnovers (106) and sixth in turnovers per game (9.6)
- Freshman **Taylor Funk** ranks 25th in the nation for three-point field goals made per game (3.27) but tops the Atlantic 10 with 35 threes
- This marks Saint Joseph's return to action after a 10-day layoff due to Christmas, SJU's longest break of the year
- **Phil Martelli** has the most conference wins (202) of any active coach in the A-10

INJURY REPORT

- **Charlie Brown, Jr.** has not played yet after suffering a fracture in his left wrist, on which he had surgery on Oct. 24; His return to the lineup is undetermined
- **Lamarr Kimble** will miss the remainder of the season after re-injuring the fifth metatarsal of his left foot at Toledo. It was the same injury that occurred on Feb. 11, 2017 which required surgery and caused him to miss the final seven games of the season

NEXT UP

- Jan. 3 vs. VCU, 7 p.m., MASN, A-10 Network
- Jan. 6 vs. St. Bonaventure, 8 p.m., ESPN3

HAWKS' LINEUP					
	2017-18 Stats				
PROBABLE STARTERS	PPG	RPG	APG	MGP	Notes
F- #25 James Demery	16.8	5.6	1.0	34.6	Has scored in double figures in every game
F- #24 Pierfrancesco Oliva	6.5	8.3	2.9	29.0	Grabbed career-high 18 rebs vs. St. John's
F- #12 Anthony Longpré	4.5	3.4	1.1	19.3	First double-figure game w/ 10 vs. Princeton
G- #15 Chris Clover	7.4	3.5	1.0	25.6	Hit a high of 17 pts vs. Temple
G- #1 Shavar Newkirk	17.7	3.2	3.4	29.8	Season-high 26 pts vs. St. John's
OFF THE BENCH					
F- #12 Taylor Funk	14.3	4.5	1.6	26.3	Scored 15 pts on 5 threes vs. St. John's
G- #5 Nick Robinson	4.4	4.4	2.1	23.4	Had 9 pts on 4-for-7 shooting vs. Bucknell
F- #22 Lorenzo Edwards	2.4	3.4	0.1	11.1	Missed St. John's game w/ knee soreness
F- #32 Jai Williams	0.6	0.4	0.0	3.2	Has seen action in 5 games
F- #23 Markell Lodge	0.0	0.0	0.0	0.0	Only player to start all 31 games last year
F- #10 Gerald Blount	--	--	--	--	Saw action in 9 games in 2016-17
G- #3 Mike Booth	0.0	0.3	0.0	0.0	Fourth-year walk-on
G- #21 Kyle Thompson	0.0	0.0	0.0	0.0	Fourth-year walk-on
G- #13 Christian Vega	--	--	--	--	Third-year walk-on
G- #11 Toliver Freeman	--	--	--	--	In second year as a walk-on
INJURED					
F- #2 Charlie Brown, Jr.	12.8*	5.0	1.1	34.2	Still sidelined with wrist injury
G- #0 Lamarr Kimble	10.0	1.0	2.0	30.0	Out for the season w/ recurrence of foot injury
* 2016-17 stats					

ROSTER

NO.	NAME	CL	POS	HT	WT	HOMETOWN	HIGH SCHOOL
0	Lamarr Kimble #	Jr.	G	6-0	185	Philadelphia, Pa.	Neumann-Goretty
1	Shavar Newkirk	Sr.	G	6-0	185	New York, N.Y.	Cardinal Hayes
2	Charlie Brown	So.	F	6-7	192	Philadelphia, Pa.	St. Thomas More (Conn.)
3	Michael Booth	Sr.	G	6-3	205	Thornton, Pa.	Bishop Shanahan
5	Nick Robinson	So.	F	6-6	195	Chicago, Ill.	Kenwood Academy
10	Gerald Blount	So.	F	6-6	225	Suwanee, Ga.	Pomfret School (Conn.)
11	Toliver Freeman	So.	G	6-3	212	Baton Rouge, La.	Catholic
12	Anthony Longpré	Fr.	F	6-10	240	L'Assomption, Quebec	Glenelg Country (Md.)
13	Christian Vega	Sr.	G	6-0	188	Guaynabo, P.R.	Colegio San José
15	Chris Clover	Jr.	G	6-3	210	Philadelphia, Pa.	St. Joseph's Prep
21	Kyle Thompson	Sr.	G	6-2	200	Mt. Laurel, N.J.	St. Joseph's Prep
22	Lorenzo Edwards	R-Fr.	F	6-7	220	Lake Forest, Ill.	Lake Forest
23	Markell Lodge	Jr.	F	6-7	215	Washington, N.C.	Pace Academy
24	Pierfrancesco Oliva	R-So.	F	6-8	210	Taranto, Italy	Bergen Catholic (N.J.)
25	James Demery	Sr.	F	6-6	200	Williamston, N.C.	Northside Christian Academy
32	Jai Williams	Sr.	F	6-9	235	Philadelphia, Pa.	Phila. Electrical Tech. Charter
33	Taylor Funk	Fr.	F	6-9	225	Lancaster, Pa.	Manheim Central

Out for season with injury

Head Coach: Phil Martelli (Widener '76) - 23rd year

Assistant Coaches: Mark Bass (Saint Joseph's '95) - 19th year; David Duda (Spring Garden '88) - 12th year; Geoff Arnold (Saint Joseph's '86) - 10th year

Director of Program Administration: Phil Martelli, Jr. (Saint Joseph's '03)

Athletic Trainer: Bill Lukasiewicz (Springfield '88)

PRONUNCIATION GUIDE

(Gerald) Blount	.BLUNT
(Chris) Clover	.CLOE-verr
(Anthony) Longpré	.long-PRAY
Markell (Lodge)	.mar-KELL
Shavar (Newkirk)	.shuh-VAR
Pierfrancesco Oliva	.pea-AIR-fran-CHESS-co o-LEE-vuh
Jai (Williams)	Ji (rhymes with "eye")
Lukasiewicz	loo-KAZ-uh-WITZ



Champions - 1986, 1997, 2014, 2016

QUICK FACTS

LocationPhiladelphia, Pa. 19131
 Founded1851
 Enrollment.....4,850 (full-time undergrads)
 DenominationRoman Catholic (Jesuit)
 NicknameHawks
 ColorsCrimson and Gray
 Athletic AffiliationNCAA Division I
 ConferenceAtlantic 10
 Home ArenaMichael J. Hagan '85 Arena
 Capacity4,200
 PresidentMark C. Reed, Ed.D.
 Vice President for Athletics/Athletic Director.....Don DiJulia

2016-17 Record11-20
 2016-17 A-10 Record (Place)4-14 (13th)
 Letterwinners Returning/Lost.....15/2
 Starters Returning/Lost.....5/0

Head Coach (alma mater)Phil Martelli (Widener '76)
 Coach's Overall Record/Year419-299, 23rd season
 Record at School/Year same
 Assistant CoachesMark Bass (Saint Joseph's '96) - 19th season
David Duda (Spring Garden '88) - 12th season
Geoff Arnold (Saint Joseph's '86) - 10th season
 Director of Program AdministrationPhil Martelli, Jr. - 1st season

Assoc. AD/Communications (MBB Contact)Marie Wozniak
 Office Phone.....610-660-1727
 Cell Phone610-999-3634
 Athletic Communications Fax.....610-660-1724
 Emailmwozniak@sju.edu

Basketball Office610-660-1706
 Basketball Fax.....610-660-1762
 Press Row - Hagan Arena610-660-2599
 Athletics Websitewww.sjuhawks.com

BROADCAST SCHEDULE

Date	Opponent	EST	TV	Radio	Digital
11/11	at Toledo	7:00 p.m.		1210	ESPN3
11/13	at Illinois at Chicago	8:00 p.m.	NBCSP+,NBCSCHI	1210	
11/18	PRINCETON	7:00 p.m.		1210	A10N
11/23	vs. Washington State	6:00 p.m.		1210	ESPN3
11/24	vs. Harvard	3:30 p.m.		1210	ESPN3
11/26	vs. Sacramento State	2:30 p.m.		1210	ESPN3
11/29	BUCKNELL	7:00 p.m.		1210	A10N
12/2	VILLANOVA	5:30 p.m.	ESPN2	1210	
12/9	at Temple	2:30 p.m.	CBSSN	98.1 HD2	
12/17	MAINE	4:30 p.m.		1210	A10N
12/20	vs. St. John's	4:30 p.m.	ESPNU	1210	
12/30	at George Washington	4:00 p.m.		98.1 HD2	A10N
1/3	VCU	7:00 p.m.	MASN	1210	A10N
1/6	ST. BONAVENTURE	8:00 p.m.	ESPNU	1210	A10N
1/10	at George Mason	7:00 p.m.		98.1 HD2	A10N
1/14	at Massachusetts	5:00 p.m.	NBCSN	1210	NBCSports
1/17	DAYTON	6:30 p.m.	CBSSN	990	
1/20	FORDHAM	1:00 p.m.		98.1 HD2	A10N
1/24	at St. Bonaventure	7:00 p.m.	CBSSN	990	
1/27	at Penn (Palestra)	7:00 p.m.	NBCSP	1210	
1/31	SAINT LOUIS	7:00 p.m.		1210	A10N
2/3	at La Salle	4:00 p.m.	CBSSN	1210	
2/6	at Davidson	7:00 p.m.	Stadium	1210	Stadium
2/10	MASSACHUSETTS	4:00 p.m.		1210	A10N
2/14	at Fordham	7:00 p.m.		1210	A10N
2/17	DUQUESNE	6:00 p.m.		1210	A10N
2/21	GEORGE MASON	7:00 p.m.		1210	A10N
2/24	at Richmond	6:00 p.m.	NBCSP+,NBCSW+	1210	
2/27	at Rhode Island	7:00 p.m.	CBSSN	1210	
3/3	LA SALLE	2:00 p.m.		1210	Facebook
3/7-11	Atlantic 10 Championship				

Audio streaming of all games on SJUHawks.com

A10N= A-10 Network
 CBSSN= CBS Sports Network; NBCSN= NBC Sports Network; NBCSP= NBC Sports Philadelphia; NBCSP+= NBC Sports Philadelphia+; NBCS CHI= NBC Sports Chicago; NBCSW+= NBC Sports Washington+

1210= Talk Radio 1210 WPHT AM; 990= News Talk 990 AM WNTP

STATISTICAL COMPARISON
'17-18 Stats

	SJU	GW
Overall Record	5-6	7-6
Conference Record	0-0	0-0
Home Record	3-1	6-2
Away Record	1-2	0-2
Neutral Record	1-3	1-2
Points per Game	74.5	65.3
Opp. Points/Game	76.4	67.2
Field Goal Pct.	.409	.431
Opp. Field Goal Pct.	.431	.448
3-Pt. FG Made/Game	8.6	5.6
3-Pt. FG Pct.	.322	.304
Opp. 3-Pt. FG Pct.	.368	.362
Free Throws Made/Game	12.9	11.4
Free Throw Pct.	.645	.695
Rebounds/Game	39.2	34.0
Opp. Rebounds/Game	40.4	33.6
Assists/Game	13.5	12.5
Turnovers/Game	9.6	12.5
Opp. Turnovers/Game	11.5	11.7
Steals/Game	6.3	5.7
Blocks/Game	3.2	4.9

SERIES HISTORY
SAINT JOSEPH'S vs. GW

All-Time Series: SJU 36-26
SJU Streak: 3 wins
First Meeting: 1/15/32, GW 43-25
Last Meeting: 12/30/16, SJU 68-63
Last SJU Win: 12/30/16, 68-63
Last GW Win: 1/3/15, 64-60
Coach Martelli vs. GW: 18-12

Last 5 Games

12/30/16	W	68-63	H
3/11/16	W	86-80	N
2/10/16	W	84-66	A
1/13/15	L	60-64	H
3/5/14	L	71-76	A

- SJU has won three in a row against the Colonials and scored an 84-66 in the last meeting at the Smith Center in 2015-16
- The Hawks scored a 68-63 win in the A-10 opener last season at Hagan Arena

LAST TIME OUT

- **Shavar Newkirk** had 26 points and **Pierfrancesco Oliva** had a career-high 18 rebounds but it wasn't enough as the Hawks fell to St. John's, 77-73, in the Basketball Hall of Fame Holiday Showcase at Mohegan Sun Arena
- With the score tied at 68, Saint Joseph's went without a field goal for over four minutes, allowing the Red Storm to take a 73-69 lead. The Hawks pulled to within 73-71 but St. John's hit 4-of-4 free throws in the final 23 seconds to put the game out of reach
- It was a season-high in points for Newkirk while **James Demery** scored 15 as did **Taylor Funk**, who hit five three-pointers
- The Hawks committed a season-high 19 turnovers in the loss

LAST TIME VS. GW

- Late three-pointers by **Charlie Brown** and **Lamarr Kimble** gave Saint Joseph's the lead for good as the Hawks rallied for a 68-63 win over George Washington in the Atlantic 10 opener on Dec. 30, 2016
- Trailing 63-61 with 2:45 to play, Brown hit a three at 2:25 to give the Hawks a 64-63 lead. After consecutive stops on defense, Kimble hit a step-back three with two seconds left on the shot clock, to give SJU a 67-63 lead with 31.9 seconds to play
- Brown and Kimble each finished with 13 points for the Hawks, who rallied from a 12-point first-half deficit
- The win was bittersweet as leading scorer **Shavar Newkirk** tore his ACL on a fast break at the end of the first half, ending what was on track to be an All-League season

TAKING CARE OF THE BALL

- Despite turning the ball over 19 times against St. John's, Saint Joseph's still ranks second in the nation in fewest total turnovers with 106 on the year; the Hawks are sixth in turnovers per game (9.6)
- SJU has recorded single digits in turnovers in five of 11 games, with a low of three in the win over Maine
- The Hawks also rank 12th in the NCAA stats in assist/turnover ratio (1.55)

FOR OPENERS

- SJU is 15-7 in A-10 openers under **Phil Martelli** and have won the last two straight
- The Hawks had the same matchup and same date last year when the Hawks defeated GW on Dec. 30

THE 900 CLUB

- **James Demery** now has 971 career points and is looking to become the 54th player in Hawk history to reach 1,000 points

STARTING OUT

- The Hawks had a slight change in the starting lineup at St. John's, due to **Shavar Newkirk** and **Anthony Longpré** being late for the team film session that day
- **Taylor Funk** made his first career start and **Nick Robinson** made his first of the year in their places

ON BOARD

- The Hawks rank second in the A-10 in rebounding offense with 38.3 per game
- SJU has outrebounded its opponents in five games

DEE-FENSE

- One of SJU's best defensive efforts came against Bucknell
- The Bison entered the game averaging 85 points, shooting 47% from the field and 39% from three-point range, but ended up scoring 70 points, hitting 34% of their field goals and 14% from three-point range

TAKING ITS TOLL

- Saint Joseph's placed three players on the Preseason All-A-10 Teams, which is the most of any school, but has two of those players sitting on the sidelines
- **Shavar Newkirk** earned A-10 2nd Team status and is the Hawks' leading scorer, but **Lamarr Kimble** (3rd Team) is sidelined for the year while **Charlie Brown, Jr.** (3rd Team) has yet to play
- Kimble's season-ending injury is the fifth in two years for the Hawks, and Brown has missed all 10 games with his return yet to be determined
- The absence of Kimble and Brown leaves 769 total points (from last year) on the bench

STARRING SHAVAR

- **Shavar Newkirk** has put up solid numbers since making his return from an ACL injury, averaging a team-best 17.7 points
- **Phil Martelli** knows Newkirk has made progress but sees even more to come from his senior: "There's still more there. I don't think he's playing like Shavar yet, and I don't think it's his leg. I think it's conditioning. He spent 10 months trying to get back on the court but he hasn't spent time yet to be conditioned to play. That's the most minutes he's played (Bucknell game), and even that was a little bit of a stretch... But I applauded him in front of his teammates for his courage to be out there. Even saying that, 19 points, 10 rebounds, and six assists was an All-League night. He's going to make shots at a high rate, and I'm happy he came out with no turnovers."

LUCKY CLOVER

- Junior **Chris Clover** had the game the Hawks were waiting for against Bucknell as he surpassed his season-high by the end of the first half with 14 points
- He finished the game with 17 points on 6-for-11 shooting, including a career-high 4-of-6 from three-point range
- Clover has now scored double figures in three of the last five games, with a high of 17 points twice against Bucknell and Temple

DEMERY'S DOUBLES

- **James Demery** has scored double figures in all 11 games, with a high of 25 at UIC; he's averaging a career-best 16.6 points per game
- He has two double-doubles this year, with the most recent coming against Maine (19 pts-10 rebs) and now has four in his career

STREAK ENDER

- **Shavar Newkirk** saw his 17-game double-figure scoring streak come to an end vs. Harvard when he scored nine points, but he bounced back with 22 vs. Sacramento State
- It was the first single-digit game for Newkirk since March 18, 2016, when the Hawks defeated Cincinnati in the NCAA First Round
- He has scored in double figures in six straight since then

RALLY CAPS

- The Hawks rallied from a 12-point deficit with 11:51 left against Sacramento St. to earn the 74-69 win, which was the largest deficit overcome for a victory this season
- SJU was down 16 points with 5:25 left at Temple and went on a 14-4 run, helped by three three-pointers from **Taylor Funk**, to cut it to a four-point deficit with 1:32 to play; but the Hawks couldn't pull ahead, losing 81-78

FOUL BALL

- Free-throw shooting was one of the Hawks' glaring weaknesses last season and SJU is off to a slow start this year, hitting 64.5 percent
- **Shavar Newkirk** is the squad's best from the line as he's hitting 81.7 percent

DOING THE OTHER THINGS

- **Pierfrancesco Oliva** has achieved new career-highs in rebounds and assists this year and leads the Hawks in rebounding (8.3)
- He has four games of double-figure rebounds and hit a career-high of 18 against St. John's
- Oliva had a career-high six assists against Washington State to go along with 10 boards

IRON MAN

- With the Hawks' short bench again this year, senior **James Demery** is averaging a career-high 34.6 minutes per game
- **Lamarr Kimble** bore the brunt of the minutes last season in the absence of **Shavar Newkirk** and **Pierfrancesco Oliva**, averaging 37.4 minutes per game until he was injured

LOOK AT LORENZO

- The play of redshirt freshman **Lorenzo Edwards** in the Wooden Legacy was a bright spot for the Hawks
- Against Harvard, he recorded career-highs of seven points and seven rebounds
- He bettered those numbers in the Sacramento State win with 10 points, for his first-ever game in double figures and had a career-high nine rebounds vs. SSU
- Edwards redshirted the '16-17 season after having shoulder surgery last December

TAYLOR MADE

- Freshman **Taylor Funk** was named the A-10 Rookie of the Week for Nov. 20
- He averaged 22.5 points in two wins while shooting 64% from 3-point range and 69% from the field
- Funk scored 22 points in the win over UIC, and sent the game into overtime by hitting a 3-pointer at 40.6 seconds
- He had a career-high 23 points against Princeton, making 7-of-8 field goals, with 5-of-6 from three-point range

FAB FROSH

- **Taylor Funk** scored 61 points in his first three collegiate games, a total which ranks as the second best debut in SJU history. The others with top career-beginning efforts are:
 - Bernard Blunt (1990-91) 67 pts
 - **Taylor Funk** (2017-18) 61 pts
 - Craig Amos (1988-89) 49 pts
 - Carl Jones (2009-10) 47 pts
 - DeAndre' Bemby (2013-14) 40 pts
 - Langston Galloway (2010-11) 32 pts

GOOD AS NEWKIRK

- **Shavar Newkirk** had an impressive debut at Toledo, less than 10 months after surgery to repair a tear to his ACL, suffered on Dec. 30
- The senior played 17 minutes and had 21 points, making 6-of-12 from the field
- **Phil Martelli** gave credit to the athletic trainer (Bill Lukaszewicz) and strength coach (Brian Bingaman) for their work with the senior, and praised Newkirk's "courage and heart", saying it is a "learned behavior"

HAWK DOUBLES

Double-Figure Point Games			
	'17-18	Streak	Career
James Demery	11	13 [^]	51
Shavar Newkirk	10	6	34
Taylor Funk	8	4	8
Pierfrancesco Oliva	1	--	3
Lorenzo Edwards	1	--	1
Chris Clover	3	--	12
Charlie Brown	--	17 [^]	25
Markell Lodge	--	--	4
Nick Robinson	--	--	4
Lamarr Kimble	1	9 [^]	33

20-Plus Point Games			
	'17-18	Streak	Career
Shavar Newkirk	4	1	11
Taylor Funk	2	--	2
James Demery	2	--	4
Charlie Brown	--	--	1
Lamarr Kimble	--	--	4
Chris Clover	--	--	2

Double-Figure Rebound Games			
	'17-18	Streak	Career
Pierfrancesco Oliva	4	1	4
James Demery	2	1	5
Shavar Newkirk	1	--	1
Markell Lodge	--	--	1

Double-Figure Assist Games			
	'17-18	Streak	Career
Lamarr Kimble	--	--	1

Double-Doubles			
	'17-18	Streak	Career
James Demery	2	--	5
Shavar Newkirk	1	--	1
Lamarr Kimble	--	--	1

[^] dating back to 2016-17 season

MAGIC NUMBER

- **Taylor Funk** leads SJU in three-pointers (36) and is wearing the same number (33) as a former Hawk sharpshooter, Pat Carroll
- Carroll was the 2005 A-10 Player of the Year and was SJU's leader in career three-point field goals (294) until Langston Galloway broke that record in 2014 with 343

RETURNING HAWKS

- The Hawks returned over 80 percent of their points (89%), rebounds (82%) and assists (88%) from last year, which was among the top numbers in the nation
- SJU's number of 89 percent of points returning and 88 percent of assists ranked as the fifth best numbers in the nation
- Saint Joseph's total of 82 percent of returning rebounds was tied for ninth best

DEAN OF COACHES

- Now in his 23rd season as Saint Joseph's head coach, **Phil Martelli** is the dean of A-10 coaches. He's the Hawks' leader in wins with a 419-299 record
- His record of 202-156 in A-10 play marks the most conference wins for any active coach and ranks second all-time in the league
- Martelli is one of 25 active D-1 coaches who are their schools' all-time wins leaders

HE'S BACK

- **Pierfrancesco "Checco" Oliva** is back in the lineup after missing the 2016-17 season with a knee injury
- Oliva, a starter in 30 games for the 2016 A-10 Champions, had a chronic knee condition that he aggravated in the summer of 2016 and required surgery with a year-long rehab

LOSS OF LAMARR

- The loss of captain **Lamarr Kimble** for the season is undoubtedly a huge one
- He averaged 15.5 ppg last season and was the team leader with 107 assists
- The junior has scored double figures 32 times in 61 games and has 599 career points

CHARTING CHARLIE

- A-10 All-Rookie selection **Charlie Brown, Jr.**, was the only freshman in Division I last year to average over 12-plus points (12.8), 5-plus rebounds (5.0), less than two turnovers (1.2) and shoot over 38 percent (38.5) from three-point range
- Brown was also the Hawks' best at the foul line, hitting 81.9 percent

FROM THE START

- **Anthony Longpré** became the fifth freshman in five years to be in the starting lineup on opening day
- Previous freshman starters for SJU were: **Pierfrancesco Oliva** (2015-16), **James Demery** (2014-15) and **DeAndre' Bemby** (2013-14)

THREE-POINT THREAT

- **Charlie Brown, Jr.**, set the SJU freshman record for three-pointers made last season with 71 and converted a team-best 38.4 percent from beyond the arc

WOODEN WRAPUP

- The Hawks came out of the Wooden Legacy with a 1-2 record and seventh place in the tournament
- SJU lost to eventual tourney champion Washington State, as well as Harvard, while defeating Sacramento State
- **Shavar Newkirk** led the Hawks in scoring in the three games, with 18.3 per game

THEIR KIND OF TOWN... CHICAGO

- Chicago-area natives **Nick Robinson** and **Lorenzo Edwards** contributed in the win at UIC, in front of their families and friends
- Robinson scored seven points and grabbed six rebounds
- Edwards, who was playing in just his second-career game, saw 11 minutes of action and hit the first three-pointer of his career

AN UNUSUAL YEAR

- The Hawks return five starters from a season that was unlike any other under **Phil Martelli**, as four players missed significant time with injuries in 2016-17
- The injured players, with games missed in () were: **Shavar Newkirk** (19), **Pierfrancesco Oliva** (entire season), **Lorenzo Edwards** (all but one game) and **Lamarr Kimble** (7)
- **James Demery** was also on the early-season injured list as he suffered a stress fracture in the 2016-17 season opener
- Demery missed 10 games but ironically returned to action on Dec. 30, 2016, the game in which Newkirk suffered the torn ACL
- Martelli used eight different starting lineups last season
- In the final few games of last season, the Hawks were down to 13 available players, with only nine on scholarship

TWIN TOWERS

- The Hawks welcomed a pair of 6-foot-9-plus forwards into the fold this year, with **Taylor Funk** and **Anthony Longpré**
- Funk averaged 24.3 ppg and made 64 three-pointers as a senior at Manheim Central (Pa.), connecting and is the school's all-time leading scorer (1,977 points)
- Longpré, who grew up in Quebec but played scholastically at Glenelg Country School (Md.), played for Canada's U19 National Team which won the gold medal at the FIBA U19 Basketball World Cup in Egypt, for their first-ever gold in international competition

CAPTAIN HAWK

- Junior **Lamarr Kimble** was chosen as team captain, marking the second year in a row that Kimble will serve in the role, as he was a tri-captain in 2016-17
- Last year he was the second sophomore in three seasons to be named a team captain, and the third all-time following **DeAndre' Bemby** (2014-15) and **Joe Oakes**, captain of the famed "Mighty Mites" team in 1936-37

NICK OF TIME

- With the injury to **Lamarr Kimble**, **Nick Robinson** will serve as the backup point guard again this season
- Kimble's injury in 2016-17 pressed Robinson into those duties for the final seven games of the year

MARKELL'S MARK

- **Markell Lodge** is the only Hawk who started all 31 games last season
- He is one of the most athletic players in school history and holds the SJU mark for vertical leap at 40 inches

HAWKS IN THE A-10 STATS

(thru games of Dec. 25)

	Category	All	A-10
James Demery	Scoring	9th-T	--
	Steals	13th	--
	Off. Rebs.	14th-T	--
Taylor Funk	Scoring	16th	--
	FG Pct.	12th-T	--
	3FG Pct.	7th	--
	3FG Made	1st	--
Shavar Newkirk	Scoring	6th	--
	Assists	13th	--
	Ast/TO Ratio	5th	--
	FT Pct.	8th	--
P. Oliva	Rebounding	5th	--
	Ast/TO Ratio	10th	--
	Off. Rebs.	14th-T	--
	Def. Rebs.	4th	--
TEAM	Category	All	A-10
	Scoring Off	5th	--
	Scoring Def	13th	--
	Scoring Marg.	11th	--
	FT Pct.	14th	--
	FG Pct.	14th	--
	FG Pct. Def	4th	--
	3FG Pct.	9th	--
	3FG Pct. Def	11th	--
	Reb. Offense	1st	--
	Reb. Defense	14th	--
	Reb. Margin	9th	--
	Blocks	8th	--
	Assists	7th	--
	Steals	8th	--
	TO Marg	6th	--
Ast/TO Ratio	2nd	--	
Off. Rebs	6th	--	
Def. Rebs	1st	--	
Def. Reb. Pct.	4th	--	
Off. Reb. Pct.	9th	--	
3FG Made	3rd	--	

A NEW MAN

- **Jai Williams** has lost over 60 pounds since coming to campus in 2013-14, now weighing in at 235 pounds
- He redshirted the '13-14 season to further his development

HAWKS IN THE NBA

- Saint Joseph's is currently represented in the NBA by three players:
- **Jameer Nelson** (Pelicans) - NBA All-Star in 2009, who is in his 14th year in the league
- **Langston Galloway** (Pistons) - was undrafted in 2014 but made the Knicks' squad as a free agent; played for the Pelicans and Kings before joining the Pistons this year
- **DeAndre' Bemby** (Hawks) - 21st overall draft pick in 2016, becoming the 33rd SJU player to be drafted, and the sixth to be taken in the first round

HOME AT HAGAN

- This marks the ninth season of the Hawks' home, Hagan Arena, after Alumni Memorial Fieldhouse underwent a renovation and expansion in 2008-09
- SJU is 74-51 at Hagan but owns an all-time record of 393-123 in 68 years on campus

LOOKING AHEAD

- The Hawks will ring in the New Year with a pair of home games versus VCU (Jan. 3) and St. Bonaventure (Jan. 6)
- SJU then heads back on the road on Jan. 10 for the first of two meetings with George Mason

POLLING PLACES

- Saint Joseph's was picked to finish third in the Atlantic 10 Preseason Poll, as voted on by media and the league's coaches
- It marks the highest preseason selection for Saint Joseph's since the 2012-13 campaign when the Hawks were picked first
- SJU has won two conference titles in the past four years, capturing the championship in both 2014 and 2016

CRADLE OF COACHES

The Saint Joseph's coaching connection is an impressive one. A total of seven SJU graduates have gone on to become head coaches in the NBA, and SJU is tied with Illinois for second on the list of universities with alums that have served as NBA head coaches. Indiana tops the list with 11 graduates. Here is the list of former Hawks who have held positions as NBA head coaches:

Player (Class)	NBA Teams	Years
Jack Ramsay ('49)	Phila., Buf., Port., Ind.	21
Jim Lynam ('63)	L.A.Clippers, Phila., Wash.	10
Matt Guokas ('67)	Phila., Orlando	7
Paul Westhead ('61)	L.A. Lakers, Chicago, Denver	6
Jack McKinney ('57)	L.A. Lakers, Indiana	5
George Senesky ('43)	Philadelphia	3
Jim O'Brien ('74)	Indiana, Phila., Boston	8

ALL IN THE FAMILY

- **Phil Martelli's** staff consists of three former Hawk players, including his son, Phil, Jr., who is in his first year as the director of program administration
- **Mark Bass**, now in his 19th year as assistant coach, was a junior on Martelli's first team in 1995-96, and helped SJU reach the NIT Final
- **Geoff Arnold** played for the Hawks from 1982-86, and was a member of the 1986 Atlantic 10 Championship team
- **Phil Martelli, Jr.**, was a member of the Hawks from 2000-03 and has been an assistant coach at Central Connecticut State, Niagara and Delaware

FREE THROW SHOOTING

Final 5:00 of game

Player	FTM	FTA	Pct.
Taylor Funk	2	2	1.000
Shavar Newkirk	23	28	.821
James Demery	11	20	.550
Nick Robinson	1	3	.333
Pierfrancesco Oliva	3	7	.300

Final 1:00 of game

Player	FTM	FTA	Pct.
Nick Robinson	1	1	1.000
Shavar Newkirk	11	14	.786
James Demery	7	12	.583

LEADS/DEFICITS

Biggest Leads

	Lead	Result
Bucknell	20	83-70 Win
Washington St.	20	75-71 Loss
Princeton	15	71-58 Win
Maine	14	72-59 Win

Biggest Deficits

	Deficit	Result
Villanova	41	94-53 Loss
Toledo	17	98-87 Loss
Temple	16	81-78 Loss
Harvard	14	77-71 Loss
Sacramento State	12	74-69 Win
UIC	11	86-82 Win ot

HONOR ROLL

Taylor Funk

Atlantic 10 Rookie of the Week (11/20)

Shavar Newkirk

Preseason All-A-10 2nd Team

Lamarr Kimble

Preseason All-A-10 3rd Team

Charlie Brown, Jr.

Preseason All-A-10 3rd Team

THE LAST TIME . . .

SAINT JOSEPH'S . . .

Won in overtime 86-82 at UIC, 11/13/17
 Lost in overtime 70-60 vs. St. Bonaventure, 2/21/15
 Won in double overtime 83-81 over Lafayette, 12/29/00
 Lost in double overtime 86-83 to Fordham, 2/4/17
 Won in triple overtime 92-86 over Rhode Island, 1/10/09
 Played a Top 10 opponent 94-53 loss to #4 Villanova, 12/2/17
 Played a ranked opponent 94-53 loss to #4 Villanova, 12/2/17
 Defeated a Top 10 opponent 71-66 win over #8 Xavier, 3/6/08
 Defeated a Top 25 opponent 79-70 win over #15/13 Dayton, 2/17/16
 Was ranked in the Top 25 #25 by USA Today, 3/14/16
 Won by 50 points or more 114-63 (51 pts) over St. Bonaventure, 1/24/04
 Won by 40-49 points 82-42 (40 pts) over Penn, 1/19/08
 Won by 30-39 points 81-44 (37 pts) over Rhode Island, 3/6/13
 Won by 20-29 points 92-63 (29 pts) over Lafayette, 12/22/16
 Scored 100 points or more 114-63 win over St. Bonaventure, 1/24/04
 Scored less than 50 points 60-49 loss to St. Bonaventure, 3/12/15
 Shot 60 percent or better 64.8% vs. VCU, 3/13/16
 Shot 50-59 percent 52.8% at Fordham, 1/7/17
 Shot under 30 percent 25.5% vs. St. Bonaventure, 3/12/15
 Made 10 or more 3-point field goals 10 vs. Bucknell, 11/29/17
 Did not make any 3-point field goals 0 vs. Massachusetts, 2/26/09
 Totaled 50 or more rebounds 58 at Princeton, 12/14/16
 Had less than 25 rebounds 19 at La Salle, 2/16/13
 Totaled 20 or more assists 21 vs. Saint Louis, 2/28/16
 Had 20 or more turnovers 20 at #20 VCU, 1/10/15
 Had 15 or more steals 15 vs. Lehigh, 12/20/09
 Had 10 or more blocks 10 at Duquesne, 1/12/13
 Had 4 players in double figures at Temple, 12/9/17
 Had 5 players in double figures vs. St. Bonaventure, 2/22/17

A SAINT JOSEPH'S PLAYER . . .

Scored 40 or more points 47, Tony Costner vs. Ak.-Anchorage, 12/30/83**
 Scored 30 or more points 30, DeAndre' Bembry vs. VCU, 3/13/16
 Scored 25-29 points: 26, Shavar Newkirk vs. St. John's, 12/20/17
 Scored 20-24 points: 20, James Demery vs. Bucknell, 11/29/17
 Made 8 or more 3-point field goals: 10, Langston Galloway vs. Fordham, 2/22/14 **
 Made 10 or more free throws: 11, Shavar Newkirk vs. Sacramento St., 11/26/17
 Shot 100 percent from the field (min. 5 md) 6-for-6, Ronald Roberts, Jr. vs. VCU, 3/16/14
 Attempted 15 or more free throws: 15, DeAndre' Bembry vs. Drexel, 11/13/15
 Attempted 20 or more field goals: 20, Shavar Newkirk vs. St. John's, 12/20/17
 Had 10-19 rebounds: 18, Pierfrancesco Oliva vs. St. John's, 12/20/17
 Had 20 or more rebounds: 20, Ahmad Nivins vs. Rhode Island, 1/10/09
 Had 10 or more blocks: 10, Dwayne Jones vs. St. Bonaventure, 3/19/05
 Had 5-9 blocks: 5, Javon Baumann at La Salle, 1/27/15
 Had 5 or more steals: 5, DeAndre' Bembry at La Salle, 1/27/15
 Had 10 or more assists: 12, Halil Kanacevic at Penn, 1/18/14
 Had a double-double: James Demery vs. Maine, 12/17/17
 Had a triple-double: Dwayne Jones (11 pts, 11 rebs, 10 blk)
 vs. St. Bonaventure, 2/19/05
 Played 40 minutes (in regulation): James Demery vs. Sacramento State, 11/26/17

AN OPPONENT . . .

Scored less than 50 points 42 by Loyola Maryland, 12/9/14
 Scored less than 40 points 35 by Yale, 11/12/12
 Shot under 30 percent 28.3% by Loyola Maryland, 12/9/14
 Shot 60 percent or better 63.5% by St. Bonaventure (3/2/16)
 Scored 100 points or more 104 by Iona, 11/23/11

** Denotes school record

HAWK LEADERS

(number of games led in each category; includes shared highs)

	<u>Points</u>	<u>Rebounds</u>	<u>Assists</u>	<u>Steals</u>	<u>Blocks</u>
Shavar Newkirk	6	1	6	3	1
James Demery	5	3	0	5	3
Nick Robinson	0	1	2	1	1
Taylor Funk	1	2	1	0	4
Anthony Longpré	0	1	1	2	3
Pierfrancesco Oliva	0	4	3	1	3
Lorenzo Edwards	0	1	0	1	3
Jai Williams	0	0	0	0	2
Chris Clover	0	0	0	1	1

STATS BY HALF

Points	High: 49 at Temple (2nd) Low: 26 vs. Villanova (2nd)
Rebounds	High: 27 (2x) last at Bucknell (2nd) Low: 9 at Toledo (1st)
Assists	High: 14 at UIC (1st) Low: 4 (4x) last vs. Maine (1st)
FG%	High: 58.1% at Toledo (2nd) Low: 26.7% vs. Harvard (1st)
3-pt FG%	High: 58.3% at Toledo (2nd) Low: 14.3% vs. Harvard (1st)
FT%	High: 100% (4-4) vs. Villanova (2nd) Low: 33.3% vs. Washington State (1st)

INDIVIDUAL HIGHS BY HALF

Points	17, Shavar Newkirk vs. St. John's (2nd)
Rebounds	13, Pierfrancesco Oliva vs. St. John's (2nd)
Assists	6, Shavar Newkirk vs. Bucknell (1st)
Blocks	2, Lorenzo Edwards vs. Washington St. (1st)
FG Made	5, Chris Clover vs. Bucknell (1st)
3-pt FG Made	4, Chris Clover vs. Bucknell (1st)
FT Made	9, Shavar Newkirk vs. Sacramento St. (2nd)

STARTERS

	G	G	F	F	F	Record
Toledo	Newkirk	Kimble	Demery	Oliva	Longpré	0-1
Illinois-Chicago	Newkirk	Clover	Demery	Oliva	Longpré	1-0
Princeton	Newkirk	Clover	Demery	Oliva	Longpré	2-0
Washington State	Newkirk	Clover	Demery	Oliva	Longpré	2-1
Harvard	Newkirk	Clover	Demery	Oliva	Longpré	2-2
Sacramento State	Newkirk	Clover	Demery	Oliva	Longpré	3-2
Bucknell	Newkirk	Clover	Demery	Oliva	Longpré	4-2
Villanova	Newkirk	Clover	Demery	Oliva	Longpré	4-3
Temple	Newkirk	Clover	Demery	Oliva	Longpré	4-4
Maine	Newkirk	Clover	Demery	Oliva	Longpré	5-4
St. John's	Robinson	Clover	Demery	Oliva	Funk	0-1
George Washington						
VCU						
St. Bonaventure						
George Mason						
Massachusetts						
Dayton						
Fordham						
St. Bonaventure						
Penn						
Saint Louis						
La Salle						
Davidson						
Massachusetts						
Fordham						
Duquesne						
George Mason						
Richmond						
Rhode Island						
La Salle						

HAWKS BY THE NUMBERS

SJU's Record in Games....

Decided by 5 points or less	2-3
Decided by 6-10 points	0-1
Decided by 11 points or more	3-2
Played during the day	2-5
Played at night	2-2
Televised	2-6
Home	3-1
Away	1-2
Neutral	1-3
In Overtime	1-0
In November	4-3
In December	1-3
In white uniforms	4-4
In crimson uniforms	1-3
When winning the opening tip-off	2-3

SJU's Record When Scoring....

Less than 60 points	0-1
60-69 points	0-0
70-79 points	3-4
80-89 points	2-1
90-99 points	0-0

SJU's Record When Allowing....

Less than 60 points	2-0
60-69 points	1-0
70-79 points	1-3
80-89 points	1-1
90-100 points	0-2

SJU's Record When....

Leading at the half	4-1
Trailing at the half	1-5
Tied at the half	0-0

SJU's Record When Shooting...

50% or better	0-0
Less than 50%	5-6
Less than 30%	0-0
Better than opponent	4-1
Worse than opponent	1-5

SJU's Record When...

Outrebounding opponent	2-4
Outrebounded by opponent	3-2
Equal rebounds as opponent	0-0
Fewer TOs than opponent	4-4
More TOs than opponent	1-2
Equal TOs as opponent	0-0
Committing 14 or fewer TOs	4-5
Committing 15 or more TOs	1-1
Newkirk scores double figures	5-5
Demery scores double figures	5-6
Funk scores double figures	4-5
Four players score double figures	3-3
Five players score double figures	0-0

MISCELLANEOUS STATS

Largest winning margin: 13 vs. Maine, Bucknell, Princeton

Largest lead in a game: 20 vs. Bucknell, Washington St.

Largest margin of defeat: 41 vs. Villanova

Largest deficit in a game: 41 vs. Villanova

Largest deficit overcome to win: 12 vs. Sacramento St.

Largest winning margin lost: 20 vs. Wash. St.



PHIL MARTELLI

Head Coach

23rd Season - 418-299

In 23 seasons as head coach at Saint Joseph's, **Phil Martelli** has built a program that is consistently one of the top in the conference, a perennial post-season participant and a key player on the national scene. In doing so, he has earned his place among the top coaches in the school's storied history while becoming one of the more respected coaches in the game.

Martelli is the Hawks' all-time leader in career victories with a mark of 419-299. Setting the school record for wins in a season (30) in 2004, Martelli has guided SJU to 20 or more victories nine times in 23 seasons, which is the most for any Hawk coach. His record of 202-156 in Atlantic 10 play is the most conference wins for any active coach and ranks second all-time in the league.

Martelli Highlights:

- He has taken SJU to the postseason in four of the last six years, and 13 times in the 22 seasons previous to this one, while winning three Atlantic 10 Championships (1997, 2014, 2016)
- Martelli's 18 postseason wins (7 NCAA, 11 NIT) are the most in school history
- His 2015-16 team compiled a 28-8 record for the second-most victories for a Hawk team, won its second Atlantic 10 title in three seasons and advanced to the NCAA Second Round for the first time since 2004
- Four of his players have been named the Atlantic 10 Player of the Year, with the most recent being DeAndre' Bemby in 2015-16
- In 2013-14, his veteran team turned in one of the more memorable seasons in school history, adding another A-10 Championship to his résumé as SJU went 24-10 and reached the NCAA Tournament for the sixth time under Martelli, falling to eventual national champion Connecticut in overtime
- Seven players have reached the NBA, including first round draft picks DeAndre' Bemby (2016), Jameer Nelson (2004) and Delonte West (2004) and a second-round selection, Ahmad Nivins (2009). Dwayne Jones and Ronald Roberts, Jr. had NBA stints while undrafted free agent Langston Galloway earned All-Rookie Second Team honors with the New York Knicks in 2015. Nelson (New Orleans), Galloway (Detroit) and Bemby (Atlanta) are currently playing in the NBA
- In 2003-04, he guided a squad that became the most compelling story in college basketball - the Hawks went undefeated in the regular season, were the top-ranked team in the nation and earned the school's first-ever number-one seed in the NCAA Tournament, advancing to the Elite Eight
- Joined with Jameer Nelson to sweep the National Coach and Player of the Year awards in 2004, marking one of the few times in history that the top player and coach were from the same school
- Current member of the NCAA Division I Basketball Oversight Committee; previously served the game as a Past President of the NABC's Board of Directors, and the NCAA Division I Men's Basketball Ethics Coalition
- Is very involved with Coaches vs. Cancer, is the chair of the National Council, and the co-chair of the Philadelphia chapter, which is one of the largest fundraising groups in this effort in the nation
- Was the co-recipient of the Circle of Honor Award given by the American Cancer Society in 2017, honored along with Temple's Fran Dunphy
- Has spent a total of 33 years with the Hawks' program, serving as an assistant coach for 10 years prior to attaining the top job in July, 1995

MARTELLI YEAR-BY-YEAR

YEAR	OVERALL		A-10		POSTSEASON
	W	L	W	L	
1995-96	19	13	9	7	NIT Runner-up
1996-97	26	7	13	3*	NCAA Sweet 16
1997-98	11	17	3	13	
1998-99	12	18	5	11	
1999-00	13	16	7	9	
2000-01	26	7	14	2	NCAA 2nd Round
2001-02	19	12	12	4	NIT 2nd Round
2002-03	23	7	12	4	NCAA 1st Round
2003-04	30	2	16	0	NCAA Elite Eight
2004-05	24	12	14	2	NIT Runner-up
2005-06	19	14	9	7	NIT 2nd Round
2006-07	18	14	9	7	
2007-08	21	13	9	7	NCAA 1st Round
2008-09	17	15	9	7	
2009-10	11	20	5	11	
2010-11	11	22	4	12	
2011-12	20	14	9	7	NIT 1st Round
2012-13	18	14	8	8	NIT 1st Round
2013-14	24	10	11	5*	NCAA 1st Round
2014-15	13	18	7	11	
2015-16	28	8	13	5*	NCAA 2nd Round
2016-17	11	20	4	14	
2017-18	5	6	0	0	
Totals	419	299	202	156	6 NCAA, 6 NIT

* Atlantic 10 Champion

THE MARTELLI FILE

Career Record: 419-299 (23 years)

Atlantic 10 Record: 202-156

Postseason Record: 18-13 (overall); 7-7 (NCAA Tournament)

Birthdate: August 31, 1954

Hometown: Media, Pa.

Education: Widener University, 1976

Playing Career: Widener University, 1972-76

College Coaching Career: Head Coach, Saint Joseph's University, July 20, 1995 to present; Assistant Coach, Saint Joseph's, 1985-86 to 1994-95.

Family: Wife, Judy; children - Phil, Jr., Jimmy, Elizabeth; grandchildren Philip Stephen, Marra, Avery, Brynlen, Madalyn and Nolan.

Honors: 2004 Consensus National Coach of the Year; Atlantic 10 Coach of the Year (2005, 2004, 2001, 1997); USBWA District Coach of the Year (2004, 1997); Philadelphia Big 5 Coach of the Year (2016, 2004, 1997, 1996); Honorary Doctorates - Widener University 2004, Cabrini College 2006, Immaculata University 2010.

MARTELLI VS....

George Washington	18-12
VCU	3-5
St. Bonaventure	27-14
George Mason	4-1

THE HAWK

One of the most famous mascots in college sports, the Saint Joseph's Hawk is in its 62nd year in 2017-18.

The Hawk is best known for staying in constant motion by flapping its wings throughout every basketball game and representing the Saint Joseph's motto, "The Hawk Will Never Die".

The idea for the Hawk as a mascot was originated by Jim Brennan during the 1954-55 season. Brennan, an ex-Marine and SJU cheerleader, at first wanted to secure an actual hawk, but later switched to the costume idea. The student government raised the 120 dollars needed to buy the initial costume, which Brennan donned for three years. He made his debut as the Hawk on January 4, 1956, a 69-56 win over La Salle at the Palestra. The Hawk has not missed a men's basketball game since that first season.



In addition to the constant flapping, the Hawk is also recognized by its "flying" in figure eights around the court during timeouts. The constant motion, coupled with the scrappy play of the University's athletic teams, helped to spawn the school's familiar slogan "The Hawk Will Never Die!" A few years ago, ESPN used a "flap-o-meter" on the national telecast of a Saint Joseph's game to estimate that the Hawk flaps its wings 3,500 times during a regulation game.

The Hawk is unique because it is one of the few mascots in the nation that travels to every game, and the student who holds the position gains a tuition scholarship. The student, who is selected through an interview process during the previous spring semester, also serves as a team manager for the men's basketball team and travels with the squad.

Mikaela Bakey becomes the 38th student, and the third female, to serve as the Hawk mascot. She is a senior accounting and risk management major from Mullica Hill, N.J.

SAINT JOSEPH'S

The corporate title of "Saint" Joseph's University, which has been in place since Saint Joseph's was granted university status by the Commonwealth of Pennsylvania in 1979, is the public title of the institution for all aspects of its operations.

Official reference: Saint Joseph's University
Saint Joseph's

Acceptable in headlines or informal references:

Saint Joseph's

SJU

St. Joe's

UNACCEPTABLE: St. Joseph's

ON THE AIR

TV/VIDEO: Saint Joseph's fans will be able to watch all 30 men's basketball regular-season games either on television or online via the Atlantic 10 Digital Network. The Hawks will have at least 13 games televised nationally on the ESPN Networks, NBC Sports Network and CBS Sports Network.

RADIO: Saint Joseph's University has entered into a partnership with Talk Radio 1210 WPHT AM to broadcast the majority of its men's basketball games during the 2017-18 season. Talk Radio 1210 WPHT will air 23 of the Hawks' 30 regular-season games this year, while at least two games will air on News Talk 990 AM WNTP, and others on HD Radio, 98.1 WOGL HD 2. The Saint Joseph's Sports Network team of Matt Martucci and Lunardi will return for their ninth season together, with Lunardi marking his 28th year as the color analyst.

VIDEO STREAMING: This season, live video broadcasts of many SJU games can be viewed through the Atlantic 10 Digital Network (SJUHawks.com). A subscription is necessary. (See schedule on pg. 2)

INTERNET: Information for Saint Joseph's basketball is found at SJU's athletics website, www.SJUHawks.com with statistics, updated game notes, and live in-game statistics for all Hawk home games, and selected road games. Through Hawks All-Access, fans can follow every home game through audio streaming as well as video streaming for non-televised games. All road games are covered with audio streaming while video streaming also available for most. Video features on the team will also be available on the site.

PHIL MARTELLI'S HAWKTALK RADIO SHOW: Phil Martelli's "HawkTalk" Radio Show takes place every Thursday beginning December 28. The show will be broadcast live from JD McGillicuddy's in Havertown, Pa., from 7 to 8 p.m., with streaming audio on SJUHawks.com. The show will also be podcast on Talk Radio 1210's website for listening anytime. The show's schedule for the rest of the year is as follows: January 4; January 11; January 18; January 25; February 1; February 8; February 15; February 22; and March 1.



For articles on the Hawks, go to
"Hawks in the News" on SJUHawks.com
<http://tinyurl.com/SJUClippings18>

Media Guide Online at SJUHawks.com
<http://tinyurl.com/SJUMediaGuide18>

CAREER HIGHS

#10 GERALD BLOUNT

PTS: 2 vs. Columbia (11/14/16)
REB: 1 (3x) last at Dayton (2/7/17)
FGM: --
FGA: 1 at Villanova (12/3/16)
3FGM: --
3FGA: --
FTM: 2 vs. Columbia (11/14/16)
FTA: 2 (2x) last vs. Lafayette (12/22/16)
AST: --
BLK: --
STL: 1 vs. Lafayette (12/22/16)
TO: 1 (3x) last at Dayton (2/7/17)
MIN: 4 (2x) last at Dayton (2/7/17)

#2 CHARLIE BROWN

PTS: 22 vs. Fordham (2/4/17)
REB: 9 vs. Penn (1/21/17)
FGM: 7 vs. Fordham (2/4/17)
FGA: 18 at La Salle (2/18/17)
3FGM: 6 vs. Fordham (2/4/17)
3FGA: 11 (2x) last at Dayton (2/7/17)
FTM: 7 (2x) last vs. La Salle (1/28/17)
FTA: 9 at VCU (2/14/17)
AST: 3 vs. Lafayette (12/22/16)
BLK: 2 (5x) last vs. St. Bonaventure (2/22/17)
STL: 3 (2x) last vs. NC State (11/21/16)
TO: 3 (4x) last at Duquesne (3/4/17)
MIN: 46 vs. Fordham (2/4/17)

#3 MICHAEL BOOTH

PTS: 3 at Illinois State (12/18/16)
REB: 2 vs. Lafayette (12/22/16)
FGM: 1 at Illinois State (12/18/16)
FGA: 2 vs. Lafayette (12/22/16)
3FGM: 1 at Illinois State (12/18/16)
3FGA: 1 (4x) last vs. Lafayette (12/22/16)
FTM: 2 vs. Virginia Tech (12/22/15)
FTA: 2 (2x) last vs. Virginia Tech (12/22/15)
AST: --
BLK: --
STL: --
TO: 1 (2x) last at Rhode Island (1/3/17)
MIN: 3 vs. Lafayette (12/22/16)

#15 CHRIS CLOVER

PTS: 21 (2x) last at VCU (2/14/17)
REB: 9 at Temple (12/9/17)
FGM: 8 at VCU (2/14/17)
FGA: 18 at Duquesne (3/4/17)
3FGM: 4 (3x) last vs. Bucknell (11/29/17)
3FGA: 7 (2x) last at Temple (12/9/17)
FTM: 8 at Duquesne (3/4/17)
FTA: 8 at Duquesne (3/4/17)
AST: 5 vs. La Salle (1/28/17)
BLK: 1 at UIC (11/13/17)
STL: 4 vs. Sacramento State (11/26/17)
TO: 3 (3x) last vs. St. Bonaventure (2/22/17)
MIN: 40 at Duquesne (3/4/17)

#25 JAMES DEMERY

PTS: 27 at Fordham (1/7/17)
REB: 11 (2x) last at VCU (2/14/17)
FGM: 10 (2x) last at UIC (11/13/17)
FGA: 20 at UIC (11/13/17)
3FGM: 3 at George Mason (1/13/16)
3FGA: 4 (2x) last vs. Washington St (11/23/17)
FTM: 9 (4x) last vs. Sacramento State (11/26/17)
FTA: 15 vs. Fordham (2/4/17)
AST: 5 at La Salle (2/18/17)
BLK: 2 (2x) last vs. Penn (1/21/17)
STL: 3 (4x) last vs. Sacramento State (11/26/17)
TO: 6 (2x) last at VCU (2/14/17)
MIN: 44 vs. Fordham (2/4/17)

#22 LORENZO EDWARDS

PTS: 10 vs. Sacramento State (11/26/17)
REB: 9 vs. Sacramento State (11/26/17)
FGM: 4 vs. Sacramento State (11/26/17)
FGA: 9 vs. Sacramento State (11/26/17)
3FGM: 2 vs. Sacramento State (11/26/17)
3FGA: 6 vs. Sacramento State (11/26/17)
FTM: 4 vs. Harvard (11/24/17)
FTA: 4 vs. Harvard (11/24/17)
AST: 1 at UIC (11/13/17)
BLK: 2 at Temple (12/9/17)
STL: 2 vs. Villanova (12/2/17)
TO: 1 (3x) last vs. Harvard (11/24/17)
MIN: 22 vs. Villanova (12/2/17)

#33 TAYLOR FUNK

PTS: 23 vs. Princeton (11/18/17)
REB: 9 (2x) last vs. Harvard (11/24/17)
FGM: 9 at UIC (11/13/17)
FGA: 17 vs. St. John's (12/20/17)
3FGM: 5 (3x) last vs. St. John's (12/20/17)
3FGA: 15 vs. St. John's (12/20/17)
FTM: 4 vs. Princeton (11/18/17)
FTA: 4 vs. Princeton (11/18/17)
AST: 3 (2x) last vs. Harvard (11/24/17)
BLK: 2 at Toledo (11/11/17)
STL: 2 at UIC (11/13/17)
TO: 4 at Temple (12/9/17)
MIN: 33 vs. St. John's (12/20/17)

#0 LAMARR KIMBLE

PTS: 26 vs. Loyola Chicago (11/18/16)
REB: 9 at Fordham (1/7/17)
FGM: 10 vs. Loyola Chicago (11/18/16)
FGA: 18 (4x) last at Dayton (2/7/17)
3FGM: 5 vs. Loyola Chicago (11/18/16)
3FGA: 8 (4x) last at Dayton (2/7/17)
FTM: 9 vs. Penn (1/21/17)
FTA: 11 vs. Penn (1/21/17)
AST: 10 at Dayton (2/7/17)
BLK: 1 (6x) last vs. Richmond (1/14/17)
STL: 3 vs. Lafayette (12/22/16)
TO: 9 at Massachusetts (1/18/17)
MIN: 50 vs. Fordham (2/4/17)

#23 MARKELL LODGE

PTS: 11 at Massachusetts (1/18/17)
REB: 10 at Villanova (12/3/16)
FGM: 5 (4x) last vs. St. Bonaventure (2/22/17)
FGA: 7 at Rhode Island (1/3/17)
3FGM: --
3FGA: --
FTM: 4 vs. Ole Miss (11/20/16)
FTA: 5 (2x) last vs. Fordham (2/4/17)
AST: 1 at Massachusetts (1/18/17)
BLK: 4 vs. St. Bonaventure (2/22/17)
STL: 1 (4x) last at Duquesne (3/4/17)
TO: 1 (10x) last at Duquesne (3/4/17)
MIN: 36 vs. Fordham (2/4/17)

#12 ANTHONY LONGPRE'

PTS: 10 vs. Princeton (11/18/17)
REB: 6 (3x) last at Temple (12/9/17)
FGM: 3 (2x) last at Temple (12/9/17)
FGA: 8 at Temple (12/9/17)
3FGM: 2 (4x) last at Temple (12/9/17)
3FGA: 5 at Temple (12/9/17)
FTM: 1 (2x) last vs. Bucknell (11/29/17)
FTA: 2 vs. Bucknell (11/29/17)
AST: 5 at UIC (11/13/17)
BLK: 2 (2x) last at UIC (11/13/17)
STL: 2 vs. Bucknell (11/29/17)
TO: 2 (3x) last vs. St. John's (12/20/17)
MIN: 28 vs. Bucknell (11/29/17)

#1 SHAVAR NEWKIRK

PTS: 28 vs. Toledo (11/12/16)
REB: 10 vs. Bucknell (11/29/17)
FGM: 11 vs. St. John's (12/20/17)
FGA: 21 vs. Washington St (11/23/17)
3FGM: 4 (3x) last vs. Lafayette (12/22/16)
3FGA: 14 vs. Washington St (11/23/17)
FTM: 11 vs. Sacramento State (11/26/17)
FTA: 14 vs. Sacramento State (11/26/17)
AST: 9 vs. Villanova (12/1/15)
BLK: 2 at Gonzaga (11/19/14)
STL: 4 (2x) last at Princeton (12/14/16)
TO: 7 at Illinois State (12/18/16)
MIN: 39 at Drexel (12/11/16)

#24 PIERFRANCESCO OLIVA

PTS: 16 vs. Harvard (11/24/17)
REB: 18 vs. St. John's (12/20/17)
FGM: 6 vs. Harvard (11/24/17)
FGA: 10 vs. Niagara (11/15/15)
3FGM: 3 at George Washington (2/10/16)
3FGA: 6 vs. Niagara (11/15/15)
FTM: 4 (3x) last vs. Harvard (11/24/17)
FTA: 8 vs. Washington St (11/23/17)
AST: 6 vs. Washington St (11/23/17)
BLK: 3 (2x) vs. Old Dominion (11/22/15)
STL: 2 (4x) last vs. Washington St (11/23/17)
TO: 3 (2x) last vs. Washington St (11/23/17)
MIN: 38 at UIC (11/13/17)

#5 NICK ROBINSON

PTS: 14 vs. Richmond (1/14/17)
REB: 8 (2x) last vs. Richmond (1/14/17)
FGM: 5 vs. Massachusetts (2/11/17)
FGA: 10 vs. Massachusetts (2/11/17)
3FGM: 2 vs. Temple (11/30/16)
3FGA: 4 at Drexel (12/11/16)
FTM: 5 (3x) last vs. Fordham (2/4/17)
FTA: 7 (2x) last vs. Richmond (1/14/17)
AST: 7 vs. Massachusetts (3/8/17)
BLK: 2 (2x) last vs. Fordham (2/4/17)
STL: 3 vs. Maine (12/17/17)
TO: 5 vs. St. John's (12/20/17)
MIN: 38 at Dayton (2/7/17)

#21 KYLE THOMPSON

PTS: 2 vs. Loyola Maryland (12/9/14)
REB: 2 vs. Illinois State (12/19/15)
FGM: 1 vs. Loyola Maryland (12/9/14)
FGA: 1 (5x) last at Rhode Island (1/3/17)
3FGM: --
3FGA: 1 at Fordham (2/6/16)
FTM: 1 (3x) last vs. Columbia (11/14/16)
FTA: 2 (4x) last vs. Lafayette (12/22/16)
AST: 1 (3x) last at Illinois State (12/18/16)
BLK: --
STL: --
TO: 1 (2x) last at Fordham (1/7/17)
MIN: 4 vs. Lafayette (12/22/16)

#32 JAI WILLIAMS

PTS: 8 (2x) last at Dayton (2/7/17)
REB: 8 (2x) last at Saint Louis (2/25/17)
AST: 1 (2x) last vs. Massachusetts (3/8/17)
FGM: 4 at Dayton (2/7/17)
FGA: 5 vs. Rhode Island (3/1/17)
3FGM: --
3FGA: --
FTM: 4 vs. NC State (11/21/16)
FTA: 4 (2x) last at Duquesne (3/4/17)
BLK: 2 at Saint Louis (2/25/17)
STL: 2 at VCU (2/14/17)
TO: 2 (5x) last at La Salle (2/18/17)
MIN: 25 vs. La Salle (1/28/17)

SEASON HIGHS

#10 GERALD BLOUNT

PTS: --
 REB: --
 FGM: --
 FGA: --
 3FGM: --
 3FGA: --
 FTM: --
 FTA: --
 AST: --
 BLK: --
 STL: --
 TO: --
 MIN: --

#2 CHARLIE BROWN

PTS: --
 REB: --
 FGM: --
 FGA: --
 3FGM: --
 3FGA: --
 FTM: --
 FTA: --
 AST: --
 BLK: --
 STL: --
 TO: --
 MIN: --

#3 MIKE BOOTH

PTS: --
 REB: --
 FGM: --
 FGA: 1 vs. Villanova (12/2/17)
 3FGM: --
 3FGA: --
 FTM: --
 FTA: --
 AST: --
 BLK: --
 STL: --
 TO: --
 MIN: 1 vs. Bucknell (11/29/17)

#15 CHRIS CLOVER

PTS: 17 (2x) last vs. Temple (12/9/17)
 REB: 9 vs. Temple (12/9/17)
 FGM: 6 (2x) last vs. Temple (12/9/17)
 FGA: 13 vs. Temple (12/9/17)
 3FGM: 4 vs. Bucknell (11/29/17)
 3FGA: 7 vs. Temple (12/9/17)
 FTM: 3 vs. Temple (12/9/17)
 FTA: 4 (2x) last vs. Temple (12/9/17)
 AST: 3 vs. Temple (12/9/17)
 BLK: 1 at UIC (11/13/17)
 STL: 4 vs. Sacramento State (11/26/17)
 TO: 4 vs. St. John's (12/20/17)
 MIN: 33 vs. Temple (12/9/17)

#25 JAMES DEMERY

PTS: 25 at UIC (11/13/17)
 REB: 10 (2x) last vs. Maine (12/17/17)
 FGM: 10 at UIC (11/13/17)
 FGA: 20 at UIC (11/13/17)
 3FGM: 1 (4x) last vs. Temple (12/9/17)
 3FGA: 5 vs. Princeton (11/18/17)
 FTM: 9 vs. Sacramento State (11/26/17)
 FTA: 10 vs. Sacramento State (11/26/17)
 AST: 4 vs. Temple (12/9/17)
 BLK: 1 (4x) last vs. Temple (12/9/17)
 STL: 3 (3x) last vs. Sacramento State (11/26/17)
 TO: 3 (2x) last vs. St. John's (12/20/17)
 MIN: 40 (2x) last vs. Sacramento State (11/26/17)

#22 LORENZO EDWARDS

PTS: 10 vs. Sacramento State (11/26/17)
 REB: 9 vs. Sacramento State (11/26/17)
 FGM: 4 vs. Sacramento State (11/26/17)
 FGA: 9 vs. Sacramento State (11/26/17)
 3FGM: 2 vs. Sacramento State (11/26/17)
 3FGA: 6 vs. Sacramento State (11/26/17)
 FTM: 4 vs. Harvard (11/24/17)
 FTA: 4 vs. Harvard (11/24/17)
 AST: 1 at UIC (11/13/17)
 BLK: 2 at Temple (12/9/17)
 STL: 2 vs. Villanova (12/2/17)
 TO: 1 (3x) last vs. Harvard (11/24/17)
 MIN: 22 vs. Villanova (12/2/17)

#33 TAYLOR FUNK

PTS: 23 vs. Princeton (11/18/17)
 REB: 9 (2x) last vs. Harvard (11/24/17)
 FGM: 9 at UIC (11/13/17)
 FGA: 17 vs. St. John's (12/20/17)
 3FGM: 5 (3x) last vs. St. John's (12/20/17)
 3FGA: 15 vs. St. John's (12/20/17)
 FTM: 4 vs. Princeton (11/18/17)
 FTA: 4 vs. Princeton (11/18/17)
 AST: 3 (2x) last vs. Harvard (11/24/17)
 BLK: 2 at Toledo (11/11/17)
 STL: 2 at UIC (11/13/17)
 TO: 4 at Temple (12/9/17)
 MIN: 33 vs. St. John's (12/20/17)

#0 LAMARR KIMBLE

PTS: 10 at Toledo (11/11/17)
 REB: 1 at Toledo (11/11/17)
 FGM: 4 at Toledo (11/11/17)
 FGA: at Toledo (11/11/17)
 3FGM: 2 at Toledo (11/11/17)
 3FGA: 4 at Toledo (11/11/17)
 FTM: --
 FTA: 4 at Toledo (11/11/17)
 AST: 2 at Toledo (11/11/17)
 BLK: --
 STL: --
 TO: --
 MIN: 30 at Toledo (11/11/17)

#23 MARKELL LODGE

PTS: --
 REB: --
 FGM: --
 FGA: --
 3FGM: --
 3FGA: --
 FTM: --
 FTA: --
 AST: --
 BLK: --
 STL: --
 TO: --
 MIN: --

#12 ANTHONY LONGPRE'

PTS: 10 vs. Princeton (11/18/17)
 REB: 6 (3x) last at Temple (12/9/17)
 FGM: 3 (2x) last at Temple (12/9/17)
 FGA: 8 at Temple (12/9/17)
 3FGM: 2 (4x) last at Temple (12/9/17)
 3FGA: 5 at Temple (12/9/17)
 FTM: 1 (2x) last vs. Bucknell (11/29/17)
 FTA: 2 vs. Bucknell (11/29/17)
 AST: 5 at UIC (11/13/17)
 BLK: 2 (2x) last at UIC (11/13/17)
 STL: 2 vs. Bucknell (11/29/17)
 TO: 2 (3x) last vs. St. John's (12/20/17)
 MIN: 28 vs. Bucknell (11/29/17)

#1 SHAVAR NEWKIRK

PTS: 26 vs. St. John's (12/20/17)
 REB: 10 vs. Bucknell (11/29/17)
 FGM: 11 vs. St. John's (12/20/17)
 FGA: 21 vs. Washington St. (11/23/17)
 3FGM: 4 vs. Washington St. (11/23/17)
 3FGA: 14 vs. Washington St. (11/23/17)
 FTM: 11 vs. Sacramento State (11/26/17)
 FTA: 14 vs. Sacramento State (11/26/17)
 AST: 6 (2x) last vs. Temple (12/9/17)
 BLK: 1 at UIC (11/13/17)
 STL: 3 (2x) last vs. Sacramento State (11/26/17)
 TO: 3 vs. Harvard (11/24/17)
 MIN: 34 vs. Temple (12/9/17)

#24 PIERFRANCESCO OLIVA

PTS: 16 vs. Harvard (11/24/17)
 REB: 18 vs. St. John's (12/20/17)
 FGM: 6 vs. Harvard (11/24/17)
 FGA: 9 vs. Harvard (11/24/17)
 3FGM: 1 at Toledo (11/11/17)
 3FGA: 2 (2x) last vs. Princeton (11/18/17)
 FTM: 4 vs. Harvard (11/24/17)
 FTA: 8 vs. Washington St. (11/23/17)
 AST: 6 vs. Washington St. (11/23/17)
 BLK: 1 (3x) last vs. Maine (12/17/17)
 STL: 2 (2x) last vs. Washington St. (11/23/17)
 TO: 3 vs. Washington St. (11/23/17)
 MIN: 38 at UIC (11/13/17)

#5 NICK ROBINSON

PTS: 9 vs. Bucknell (11/29/17)
 REB: 7 (2x) last vs. St. John's (12/20/17)
 FGM: 4 vs. Bucknell (11/29/17)
 FGA: 7 vs. Bucknell (11/29/17)
 3FGM: 2 vs. St. John's (12/20/17)
 3FGA: 2 (2x) last vs. St. John's (12/20/17)
 FTM: 2 vs. Maine (12/17/17)
 FTA: 3 vs. Maine (12/17/17)
 AST: 4 at Toledo (11/11/17)
 BLK: 1 (4x) last vs. Temple (12/9/17)
 STL: 3 vs. Maine (12/17/17)
 TO: 5 vs. St. John's (12/20/17)
 MIN: 31 at UIC (11/13/17)

#21 KYLE THOMPSON

PTS: --
 REB: --
 FGM: --
 FGA: --
 3FGM: --
 3FGA: --
 FTM: --
 FTA: --
 AST: --
 BLK: --
 STL: --
 TO: --
 MIN: 1 (2x) last vs. Villanova (12/2/17)

#32 JAI WILLIAMS

PTS: 2 vs. Harvard (11/24/17)
 REB: 1 (2x) last vs. St. John's (12/20/17)
 FGM: --
 FGA: 2 at UIC (11/13/17)
 3FGM: --
 3FGA: --
 FTM: 2 vs. Harvard (11/24/17)
 FTA: 2 vs. (2x) last vs. Sacramento State (11/26/17)
 AST: --
 BLK: 1 (2x) last vs. Bucknell (11/29/17)
 STL: --
 TO: --
 MIN: 7 vs. Harvard (11/24/17)

BOXSCORES

Game 5: November 24, 2017 - Titan Gym - Fullerton, Calif.

Wooden Legacy
Harvard 75 - SJU 71

Harvard 3-3		tot-fg		3-pt		rebounds		of		de		pf		tp		a		to		blk		s		min	
##	Player	fg	fga	fg	fga	ft	fta	of	de	tot	pf	tp	a	to	blk	s	min								
00	Lewis, Chris	f	9	12	0	0	3	6	9	4	21	1	1	0	0	0	29								
35	Baker, Robert	f	4	9	3	7	3	5	0	11	11	3	14	2	3	1	34								
05	Haskett, Rio	g	2	8	1	4	1	2	0	1	1	4	6	1	2	0	29								
11	Aiken, Bryce	g	5	13	1	5	10	12	0	2	2	0	21	8	1	0	38								
20	Bassey, Justin	g	1	4	1	3	0	0	1	3	4	5	3	5	1	0	24								
22	Juzang, Christian	g	0	0	0	0	0	0	0	0	0	0	0	0	0	0	2								
30	Djuricic, Danilo	1	4	0	3	1	2	0	0	4	3	0	0	0	0	0	11								
33	Farley, Reed	1	3	1	3	0	0	3	2	5	1	3	1	1	0	0	22								
44	Welsh, Henry	3	3	0	0	0	0	0	1	1	2	6	0	2	0	0	11								
TEAM																									
Totals.....		26	56	7	25	18	25	7	30	37	23	77	18	11	3	3	200								

TOTAL FG% 1st Half: 12-27 44.4% 2nd Half: 14-29 48.3% Game: 46.4% DEADBALL REBOUNDS 1
 3-Pt. FG% 1st Half: 2-12 16.7% 2nd Half: 5-13 38.5% Game: 28.0%
 F Throw % 1st Half: 8-12 66.7% 2nd Half: 10-13 76.9% Game: 72.0%

Saint Joseph's 2-3

Saint Joseph's 2-3		tot-fg		3-pt		rebounds		of		de		pf		tp		a		to		blk		s		min	
##	Player	fg	fga	fg	fga	ft	fta	of	de	tot	pf	tp	a	to	blk	s	min								
12	LONGPRE', A	f	2	3	2	2	0	0	0	1	3	6	0	2	0	0	12								
24	OLIVA, P	f	6	9	0	1	4	7	2	6	8	4	16	2	1	0	25								
25	DEMERY, James	f	7	18	1	4	7	5	5	10	2	18	2	0	0	3	39								
01	NEWKIRK, Shavar	g	2	8	0	2	5	8	1	1	2	4	9	3	0	2	30								
15	CLOVER, Chris	g	1	7	0	3	0	2	0	0	1	2	1	0	0	0	15								
05	ROBINSON, Nick	0	1	0	1	0	0	0	0	1	3	0	3	0	0	0	26								
22	EDWARDS, Lorenzo	1	3	1	3	4	4	3	4	7	2	7	0	1	0	1	18								
23	LODGE, Markell	0	0	0	0	0	0	0	0	0	0	0	0	0	0	0	0+								
32	WILLIAMS, Jai	0	0	0	0	2	2	0	1	1	1	2	0	0	1	0	7								
33	FUNK, Taylor	3	12	3	10	2	2	2	7	9	4	11	3	0	0	0	28								
TEAM																									
Totals.....		22	61	7	26	20	31	14	28	42	24	71	13	10	2	6	200								

TOTAL FG% 1st Half: 8-30 26.7% 2nd Half: 14-31 45.2% Game: 36.1% DEADBALL REBOUNDS 7
 3-Pt. FG% 1st Half: 2-14 14.3% 2nd Half: 5-12 41.7% Game: 26.9%
 F Throw % 1st Half: 10-13 76.9% 2nd Half: 10-18 55.6% Game: 64.5%

Officials: Rick Batsell, Michael Irving, Ed Crenshaw
 Technical fouls: Harvard-None. Saint Joseph's-None.
 Attendance: 2,513

Score by Periods	1st	2nd	Total
Harvard	34	43	77
Saint Joseph's	28	43	71

Game 6: November 26, 2017 - Titan Gym - Fullerton, Calif.

Wooden Legacy
SJU 74 - Sacramento State 69

Saint Joseph's 3-3		tot-fg		3-pt		rebounds		of		de		pf		tp		a		to		blk		s		min	
##	Player	fg	fga	fg	fga	ft	fta	of	de	tot	pf	tp	a	to	blk	s	min								
12	LONGPRE', A	f	0	3	0	2	0	0	0	0	1	0	0	0	0	0	14								
24	OLIVA, P	f	0	1	0	1	2	1	2	3	3	1	2	2	0	1	20								
25	DEMERY, James	f	3	9	0	2	9	10	0	2	2	15	0	2	0	3	40								
01	NEWKIRK, Shavar	g	5	12	1	5	11	14	1	3	4	1	22	4	0	3	30								
15	CLOVER, Chris	g	2	5	1	3	2	4	1	1	2	3	7	0	2	0	24								
05	ROBINSON, Nick	1	5	0	1	1	1	1	5	6	2	3	2	1	0	2	30								
22	EDWARDS, Lorenzo	4	9	2	6	0	0	5	4	9	4	10	0	0	0	0	21								
32	WILLIAMS, Jai	0	0	0	0	1	2	0	0	0	0	1	0	0	0	0	1								
33	FUNK, Taylor	6	10	3	6	0	0	2	4	6	2	15	1	1	0	0	20								
TEAM																									
Totals.....		21	54	7	26	25	33	11	22	33	18	74	9	13	0	13	200								

TOTAL FG% 1st Half: 9-27 33.3% 2nd Half: 12-27 44.4% Game: 38.9% DEADBALL REBOUNDS 6
 3-Pt. FG% 1st Half: 2-12 16.7% 2nd Half: 5-14 35.7% Game: 26.9%
 F Throw % 1st Half: 12-16 75.0% 2nd Half: 13-17 76.5% Game: 75.8%

Sacramento State 1-6

Sacramento State 1-6		tot-fg		3-pt		rebounds		of		de		pf		tp		a		to		blk		s		min	
##	Player	fg	fga	fg	fga	ft	fta	of	de	tot	pf	tp	a	to	blk	s	min								
03	STRINGS, Justin	f	7	16	0	4	6	9	1	4	5	3	20	4	2	0	36								
23	FOWLER, Bryce	f	3	5	0	2	0	0	3	1	4	1	6	1	2	1	26								
30	PATTON, Joshua	f	4	6	0	0	7	8	3	4	7	4	15	0	2	0	32								
02	M.LE'AF, Izayah	g	3	7	0	4	1	2	0	9	4	7	6	4	0	0	35								
14	WU, Jeff	g	3	7	2	4	1	2	0	2	2	4	9	1	1	0	22								
01	JACOBS, Chibueze	0	0	0	0	0	0	0	0	0	0	0	0	0	0	0	3								
11	HICKS, Kevin	1	4	1	3	0	0	0	2	2	1	3	1	1	0	1	15								
12	TOLBERT, Jordan	3	7	3	4	0	0	1	2	3	2	9	6	2	0	0	27								
25	MARTIN, Calvin	0	1	0	0	0	0	0	1	0	1	2	0	0	0	0	4								
TEAM																									
Totals.....		24	53	6	21	15	21	10	25	35	22	69	19	17	3	2	200								

TOTAL FG% 1st Half: 14-24 58.3% 2nd Half: 10-29 34.5% Game: 45.3% DEADBALL REBOUNDS 2
 3-Pt. FG% 1st Half: 4-9 44.4% 2nd Half: 2-12 16.7% Game: 28.6%
 F Throw % 1st Half: 4-7 57.1% 2nd Half: 11-14 78.6% Game: 71.4%

Officials: Ken Ditty, Kerby Sitton, Ed Crenshaw
 Technical fouls: Saint Joseph's-None. Sacramento State-TEAM.
 Attendance:

Score by Periods	1st	2nd	Total
Saint Joseph's	32	42	74
Sacramento State	36	33	69

Game 7: November 29, 2017 - Hagan Arena

SJU 83 - Bucknell 70

Bucknell 3-5		tot-fg		3-pt		rebounds		of		de		pf		tp		a		to		blk		s		min	
##	Player	fg	fga	fg	fga	ft	fta	of	de	tot	pf	tp	a	to	blk	s	min								
13	MOORE, Bruce	f	2	11	0	4	1	2	4	0	4	4	5	1	0	0	26								
23	THOMAS, Zach	f	3	15	1	5	8	10	3	16	19	2	15	1	2	1	34								
20	FOULLAND, Nana	c	8	16	0	0	1	7	5	5	10	3	17	0	1	1	33								
02	BROWN, Stephen	g	6	14	2	6	1	1	2	3	5	3	15	1	1	0	31								
03	SOTOS, Jimmy	g	2	6	0	3	0	0	0	6	6	3	4	4	0	0	27								
04	SESTINA, Nate	2	3	0	0	1	3	1	3	4	2	5	1	0	0	0	13								
12	MEEKS, John	3	5	0	1	0	0	0	0	0	3	6	1	1	0	0	11								
14	ROBERTSON, Ben	0	0	0	0	0	0	0	0	0	0	0	0	0	0	0	3								
15	JONES, Nate	0	3	0	2	0	0	0	0	0	1	0	0	0	0	0	10								
22	O'REILLY, Matt	1	6	1	6	0	0	0	0	0	1	3	0	1	0	0	12								
TEAM																									
Totals.....		27	79	4	27	12	23	17	34	51	22	70	9	6	2	3	200								

TOTAL FG% 1st Half: 9-36 25.0% 2nd Half: 18-43 41.9% Game: 34.2% DEADBALL REBOUNDS 6
 3-Pt. FG% 1st Half: 2-16 12.5% 2nd Half: 5-10 50.0% Game: 52.2%
 F Throw % 1st Half: 7-13 53.8% 2nd Half: 5-10 50.0% Game: 52.2%

Saint Joseph's 4-3

Saint Joseph's 4-3		tot-fg		3-pt		rebounds		of		de		pf		tp		a		to		blk		s		min	
##	Player	fg	fga	fg	fga	ft	fta	of	de	tot	pf	tp	a	to	blk	s	min								
12	LONGPRE', A	f	1	4	1	3	1	2	0	3	3	2	4	0	2	1	28								
24	OLIVA, P	f	1	4	1	2	2	2	3	7	10	2	5	5	1	1	32								
25	DEMERY, James	f	8	18	0	3	4	6	3	5	8	1	20	0	0	0	36								
01	NEWKIRK, Shavar	g	5	16	2	5	7	7	1	9	10	2	19	6	0	1	33								
15	CLOVER, Chris	g	6	11	4	6	1	2	1	4	5	1	17	0	2	0	29								
03	BOOTH, Michael	0	0	0	0	0	0	0	0	0	0	0	0	0	0	0	1								
05	ROBINSON, Nick	4	7	1	2	0	2	0	5	5	4	9	2	0	1	0	16								
21	THOMPSON, Kyle																								

BOXSCORES

Game 9: December 9, 2017 - Hagan Arena
Temple 81 - SJU 78

##	Player	tot-fg		3-pt		rebounds			pf	tp	a	to	blk	s	min	
		fg	fga	fg	fga	ft	fta	of								de
12	LONGPRE', Anthony	3	8	2	5	0	0	0	6	6	2	8	1	0	0	19
24	OLIVA, Pierfrancesco	2	6	0	0	0	3	5	6	11	3	4	5	2	0	27
25	DEMERY, James	7	9	1	2	0	3	1	3	4	1	15	4	3	1	36
01	NEWKIRK, Shavar	4	13	2	3	8	10	2	2	4	0	18	6	2	0	34
15	CLOVER, Chris	6	13	2	7	3	4	2	7	9	3	17	3	0	0	33
05	ROBINSON, Nick	0	2	0	2	1	2	0	2	2	4	1	0	0	1	14
22	EDWARDS, Lorenzo	0	3	0	2	0	0	0	1	1	0	0	0	1	2	0
33	FUNK, Taylor	5	6	5	6	0	0	0	5	5	0	15	0	4	0	26
TEAM																
Totals.....		27	60	12	27	12	22	10	33	43	13	78	19	13	4	200

TOTAL FG% 1st Half: 10-25 40.0% 2nd Half: 17-35 48.6% Game: 45.0% DEADBALL REBOUNDS 4
 3-Pt. FG% 1st Half: 5-13 38.5% 2nd Half: 7-14 50.0% Game: 44.4%
 F Throw % 1st Half: 4-6 66.7% 2nd Half: 8-16 50.0% Game: 54.5%

Temple 6-2 (1-1 Big 5)

##	Player	tot-fg		3-pt		rebounds			pf	tp	a	to	blk	s	min	
		fg	fga	fg	fga	ft	fta	of								de
00	ENECHIONYA, Obi	1	8	0	2	2	2	0	6	6	4	4	1	0	1	23
24	AFLAKPUI, Ernest	5	6	0	0	2	4	4	2	6	2	12	0	1	0	21
01	BROWN, Josh	3	10	0	2	7	8	1	5	6	2	13	4	0	0	35
03	ALSTON, JR., Shizz	7	15	5	8	1	2	2	2	4	4	20	1	2	0	34
13	ROSE, Quinton	6	13	2	5	1	1	1	10	11	2	15	4	2	1	27
02	MOORE II, Alani	3	9	2	7	0	0	1	2	3	2	8	2	0	0	23
22	PERRY, De'Vondre	3	6	2	4	1	2	0	2	2	3	9	1	2	1	21
23	THORE, Damion	0	0	0	0	0	0	0	0	0	0	0	0	0	1	6
TEAM																
Totals.....		28	67	11	28	14	19	10	29	39	19	81	13	6	4	200

TOTAL FG% 1st Half: 15-34 44.1% 2nd Half: 13-33 39.4% Game: 41.8% DEADBALL REBOUNDS 1
 3-Pt. FG% 1st Half: 7-14 50.0% 2nd Half: 4-14 28.6% Game: 39.3%
 F Throw % 1st Half: 3-5 60.0% 2nd Half: 11-14 78.6% Game: 73.7%

Officials: Roger Ayers, Olandis Poole, Garrick Shannon
 Technical foul,s: Saint Joseph's-None. Temple-None.
 Attendance: 7288

Score by Periods	1st	2nd	Total
Saint Joseph's	29	49	78
Temple	40	41	81

Game 10: December 17, 2017 - Hagan Arena
SJU 72 - Maine 59

##	Player	tot-fg		3-pt		rebounds			pf	tp	a	to	blk	s	min	
		fg	fga	fg	fga	ft	fta	of								de
00	FLEMING, Andrew	1	7	0	0	0	0	2	9	11	3	2	1	4	1	30
01	CALIXTE, Aaron	5	13	2	5	2	2	1	1	2	4	14	3	5	0	31
04	MAJSTOROVIC, D	1	5	1	5	0	0	2	2	4	2	3	1	2	1	31
14	WHITE, Isaiah	8	14	5	7	0	0	2	7	9	3	21	0	3	1	31
33	ER, Ilker	5	11	3	6	0	0	1	8	9	5	13	2	0	0	27
02	ARAUJO, Celio	0	0	0	0	0	0	0	1	1	0	0	2	2	0	8
05	EVANS, Danny	1	3	0	1	0	0	0	1	1	2	2	0	0	0	11
11	STOJILJKOVIC, Ilija	0	1	0	1	0	0	1	3	4	0	0	2	0	0	14
13	ANTOMS, Miks	0	0	0	0	0	0	0	0	0	0	0	0	0	0	1
15	LOWNDES JR., Vernon	0	2	0	2	0	0	0	0	0	0	0	0	0	0	3
32	ASHLEY, Dennis	2	8	0	5	0	0	0	4	4	0	4	1	1	0	13
TEAM																
Totals.....		23	64	11	32	2	2	9	38	47	19	59	12	17	3	200

TOTAL FG% 1st Half: 9-29 31.0% 2nd Half: 14-35 40.0% Game: 35.9% DEADBALL REBOUNDS 1
 3-Pt. FG% 1st Half: 7-16 43.8% 2nd Half: 4-16 25.0% Game: 34.4%
 F Throw % 1st Half: 2-2 100% 2nd Half: 0-0 0.0% Game: 100%

Saint Joseph's 5-5

##	Player	tot-fg		3-pt		rebounds			pf	tp	a	to	blk	s	min	
		fg	fga	fg	fga	ft	fta	of								de
12	LONGPRE', A	2	7	1	3	0	0	1	4	5	1	5	1	0	0	20
24	OLIVA, P	2	5	1	3	1	3	2	6	8	1	6	2	1	1	31
25	DEMERY, James	7	16	0	1	5	9	4	6	10	1	19	0	1	1	36
01	NEWKIRK, Shavar	6	18	3	8	4	5	0	2	2	2	19	4	0	0	32
15	CLOVER, Chris	2	8	0	2	1	2	0	3	3	1	5	0	0	0	29
03	BOOTH, Michael	0	0	0	0	0	0	0	1	1	0	0	0	0	0	1
05	ROBINSON, Nick	3	4	0	1	2	3	1	6	7	2	8	1	1	0	22
11	FREEMAN, Toliver	0	0	0	0	0	0	0	0	0	0	0	0	0	0	1
21	THOMPSON, Kyle	0	0	0	0	0	0	0	0	0	0	0	0	0	0	1
22	EDWARDS, Lorenzo	0	0	0	0	0	0	0	1	1	0	0	0	0	0	1
33	FUNK, Taylor	4	12	1	7	1	1	1	2	3	0	10	1	0	1	26
TEAM																
Totals.....		26	70	6	25	14	23	11	32	43	8	72	9	3	3	201

TOTAL FG% 1st Half: 10-31 32.3% 2nd Half: 16-39 41.0% Game: 37.1% DEADBALL REBOUNDS 3
 3-Pt. FG% 1st Half: 2-8 25.0% 2nd Half: 4-17 23.5% Game: 24.0%
 F Throw % 1st Half: 8-12 66.7% 2nd Half: 6-11 54.5% Game: 60.9%

Officials: Ed Corbett, Bill Covington, Jr., Lamar Simpson
 Technical foul,s: Maine-None. Saint Joseph's-None.
 Attendance: 3,551

Score by Periods	1st	2nd	Total
Maine	27	32	59
Saint Joseph's	30	42	72

Game 11: December 20, 2017 - Mohegan Sun Arena - Uncasville, Conn.
Basketball Hall of Fame Holiday Showcase
St. John's 77 - SJU 73

##	Player	tot-fg		3-pt		rebounds			pf	tp	a	to	blk	s	min	
		fg	fga	fg	fga	ft	fta	of								de
01	AHMED, Bashir	6	12	2	5	2	4	1	4	5	2	16	0	2	0	33
11	OWENS, Tariq	3	7	0	0	1	2	2	5	7	1	7	2	3	5	35
13	CLARK II, Marvin	2	7	2	4	2	2	0	3	3	4	8	0	1	0	17
02	PONDS, Shamorie	9	15	2	7	8	11	0	7	7	1	28	4	5	1	24
05	SIMON, Justin	3	7	0	1	5	9	2	9	11	3	11	9	1	1	40
12	TRIMBLE JR, Bryan	1	6	1	5	0	0	0	2	2	2	3	1	0	0	15
14	YAKWE, Kassoum	2	4	0	0	0	0	0	0	0	2	4	0	1	1	20
TEAM																
Totals.....		26	58	7	22	18	28	5	31	36	15	77	16	13	8	200

TOTAL FG% 1st Half: 14-30 46.7% 2nd Half: 12-28 42.9% Game: 44.8% DEADBALL REBOUNDS 3
 3-Pt. FG% 1st Half: 5-15 33.3% 2nd Half: 2-7 28.6% Game: 31.8%
 F Throw % 1st Half: 11-16 68.8% 2nd Half: 7-12 58.3% Game: 64.3%

Saint Joseph's 5-6

##	Player	tot-fg		3-pt		rebounds			pf	tp	a	to	blk	s	min	
		fg	fga	fg	fga	ft	fta	of								de
24	OLIVA, P	3	5	0	1	1	1	2	16	18	2	7	4	2	0	33
25	DEMERY, James	7	13	0	3	1	4	1	6	7	4	15	2	3	0	30
33	FUNK, Taylor	5	17	5	15	0	0	1	1	2	2	15	1	2	0	33
05	ROBINSON, Nick	2	5	2	1	2	3	4	7	4	7	2	5	0	0	26
15	CLOVER, Chris	1	7	1	5	0	0	2	2	4	3	3	2	4	0	32
01	NEWKIRK, Shavar	11	20	1	5	3	3	0	2	2	5	26	2	1	0	31
12	LONGPRE', Anthony	0	3	0	2	0	0	0	1	2	3	1	0	2	0	13
23	LODGE, Markell	0	0	0	0	0	0	0	0	0	0	0	0	0	0	0
32	WILLIAMS, Jai	0	0	0	0	0	0	1	0	1	1	0	0	0	0	2
TEAM																
Totals.....		29	70	9	33	6	10	14	34	48	22	73	13	19	0	200

TOTAL FG% 1st Half: 16-35 45.7% 2nd Half: 13-35 37.1% Game: 41.4% DEADBALL REBOUNDS 3
 3-Pt. FG% 1st Half: 6-18 33.3% 2nd Half: 3-15 20.0% Game: 27.3%
 F Throw % 1st Half: 3-5 60.0% 2nd Half: 3-5 60.0% Game: 60.0%

Officials: Technical foul,s: St. John's-None. Saint Joseph's-ROBINSON, Nick.
 Attendance:

Score by Periods	1st	2nd	Total
St. John's	44	33	77
Saint Joseph's	41	32	73



#25 JAMES DEMERY

Senior • Forward • 6-6 • 200

Williamston, N.C.

Northside Christian Academy

Criminal Justice

Overall Stats: 16.6 ppg, 5.6 rpg, 1.5 spg

2017-18

- Has scored in double figures in all 11 games this season
- SJU's leading scorer 5x, vs. UIC, Harvard, Bucknell, #4 Villanova, and Maine
- Recorded 15 pts (7-of-13 FG) and season-high four assists vs. St. John's
- Had 19 pts (7-of-16 FG), season-high 10 rebs in win over Maine
- Recorded 15 pts (7-of-9 FG) and season-high four assists at Temple
- Posted 20 pts (8-of-18 FG) and eight rebs in win over Bucknell
- Hit for 15 points (9-of-10 FT) in win over Sacramento State
- Recorded double-double (18 pts, season-high 10 rebs) vs. Harvard
- Poured in a game-high 25 points (10-of-20 FG) in win at UIC
- Hit for 16 points (6-of-9 FG) in season opener at Toledo

Career

- Has played in 98 career games with 60 starts
- 50 double-figure games, 5 games with 20+ pts, 5 double-doubles
- Team's returning leading scorer at 14.5 points per game
- 2016-17 All-Big 5 Second Team selection
- Sixth man for the 2015-16 Atlantic 10 Champion Hawks

2017-18 Game-by-Game

OPPONENT	MIN	FG-A	3PT-A	FT-A	OR	DR	TR	F	A	TO	BL	S	PT
Toledo*	26	6-9	1-2	3-7	2	1	3	1	1	0	0	0	16
Illinois-Chicago*	40	10-20	1-3	4-7	2	3	5	2	2	2	1	3	25
Princeton*	36	4-10	1-5	4-6	1	2	3	2	1	2	1	2	13
Washington State*	27	6-15	1-4	0-0	1	4	5	1	0	1	0	2	13
Harvard*	39	7-18	1-4	3-6	5	5	10	2	2	2	0	3	18
Sacramento State*	40	3-9	0-2	9-10	0	2	2	2	0	2	0	3	15
Bucknell*	36	8-18	0-3	4-6	3	5	8	1	0	0	0	0	20
Villanova*	35	6-17	0-1	2-3	1	4	5	1	0	2	1	1	14
Temple*	36	7-9	1-2	0-3	1	3	4	1	4	3	1	1	15
Maine*	36	7-16	0-1	5-9	4	6	10	1	0	1	1	1	19
St. John's*	30	7-13	0-3	1-4	1	6	7	4	2	3	0	0	15
George Washington													
VCU													
St. Bonaventure													
George Mason													
Massachusetts													
Dayton													
Fordham													
St. Bonaventure													
Penn													
Saint Louis													
La Salle													
Davidson													
Massachusetts													
Fordham													
Duquesne													
George Mason													
Richmond													
Rhode Island													
La Salle													

* Denotes game started



#1 SHAVAR NEWKIRK

Senior • Guard • 6-0 • 185

New York, N.Y.

Cardinal Hayes

Accounting

Overall Stats: 17.7 ppg, 3.2 rpg, 3.4 apg

2017-18

- Has scored in double figures in 10 of 11 games this season
- SJU's leading scorer 6x, vs. Toledo, Washington State, Sacramento State, Temple, Maine, and St. John's
- Poured in season-high 26 points (11-of-20 FG) vs. St. John's
- Hit for 19 points (6-of-18 FG) in win over Maine
- Scored 18 points and matched season-high six assists in season-high 34 minutes at Temple
- Recorded first career double-double (19 pts, 10 rebs) and added season-high six assists in win over Bucknell
- Had game-high 22 pts (career-high 11-of-14 FT) in Sacramento State win
- Poured in 24 points (7-of-21 FG) vs. Washington State
- Had a team-high 21 points in 20 minutes in his return to the court in season opener at Toledo
- Atlantic 10 Preseason All-Conference Second Team

Career

- Has played in 90 career games with 58 starts
- 35 double-figure games, 12 games with 20+ points
- Missed final 19 games of 2016-17 after suffering a torn ACL (left knee) vs. George Washington on December 30
- Starting point guard for the 2015-16 Atlantic 10 Champion Hawks

2017-18 Game-by-Game

OPPONENT	MIN	FG-A	3PT-A	FT-A	OR	DR	TR	F	A	TO	BL	S	PT
Toledo*	20	6-12	2-3	7-9	0	2	2	2	1	1	0	3	21
Illinois-Chicago*	28	5-13	0-4	6-7	0	0	0	2	5	2	1	1	16
Princeton*	31	4-10	2-6	1-2	0	4	4	2	1	1	0	0	11
Washington State*	33	7-21	4-14	6-6	1	2	3	1	3	2	0	1	24
Harvard*	30	2-8	0-2	5-8	1	1	2	4	3	3	0	2	9
Sacramento State*	30	5-12	1-5	11-14	1	3	4	1	4	5	0	3	22
Bucknell*	33	5-16	2-5	7-7	1	9	10	2	6	0	0	1	19
Villanova*	26	4-13	2-8	0-0	0	2	2	3	2	1	0	0	10
Temple*	34	4-13	2-3	8-10	2	2	4	0	6	2	0	1	18
Maine*	32	6-18	3-8	4-5	0	2	2	2	4	0	0	2	19
St. John's	31	11-20	1-5	3-3	0	2	2	5	2	1	0	1	26
George Washington													
VCU													
St. Bonaventure													
George Mason													
Massachusetts													
Dayton													
Fordham													
St. Bonaventure													
Penn													
Saint Louis													
La Salle													
Davidson													
Massachusetts													
Fordham													
Duquesne													
George Mason													
Richmond													
Rhode Island													
La Salle													

* Denotes game started



#32 JAI WILLIAMS

Senior • Forward • 6-9 • 235
Philadelphia, Pa.
Phila. Electrical & Technical Charter
Communication Studies

Overall Stats: 0.6 ppg, 0.4 rpg, 0.4 bpg

2017-18

- Pulled down a rebound in two minutes of action vs. St. John's
- Tallied a block in two minutes of action in win over Bucknell
- Scored one point in win over Sacramento State
- Recorded two points, one rebound, and one block in seven minutes vs. Harvard
- Saw four minutes in season debut in win over UIC

Career

- Has played in 50 career games, including 27 in 2016-17
- Received the 2016-17 Robert O'Neill Memorial Award as the team's Most Improved Player
- Saw action in four games for the 2015-16 A-10 Champion Hawks

2017-18 Game-by-Game

OPPONENT	MIN	FG-A	3PT-A	FT-A	OR	DR	TR	F	A	TO	BL	S	PT
Toledo													
Illinois-Chicago	4	0-2	0-0	0-0	0	0	0	0	0	0	0	0	0
Princeton													
Washington State													
Harvard	7	0-0	0-0	2-2	0	1	1	1	0	0	1	0	2
Sacramento State	1	0-0	0-0	1-2	0	0	0	0	0	0	0	0	1
Bucknell	2	0-0	0-0	0-0	0	0	0	0	0	0	1	0	0
Villanova													
Temple													
Maine													
St. John's	2	0-0	0-0	0-0	1	0	1	1	0	0	0	0	0
George Washington													
VCU													
St. Bonaventure													
George Mason													
Massachusetts													
Dayton													
Fordham													
St. Bonaventure													
Penn													
Saint Louis													
La Salle													
Davidson													
Massachusetts													
Fordham													
Duquesne													
George Mason													
Richmond													
Rhode Island													
La Salle													

* Denotes game started



#15 CHRIS CLOVER

Junior • Guard • 6-3 • 210
Philadelphia, Pa.
St. Joseph's Prep
Business Administration

Overall Stats: 7.4 ppg, 3.5 rpg, 1.0 apg

2017-18

- Matched season-high 17 points (6-of-13 FG) and pulled down career-high nine rebounds at Temple
- Scored 12 pts (5-of-11 FG) and added four rebs vs. #4 Villanova
- Poured in season-high 17 points (4-of-6 3FG) in win over Bucknell
- Hit for seven points and recorded career-high four steals in win over Sacramento State

Career

- Has played in 61 career games
- Earned 18 starts in 30 appearances in 2016-17

2017-18 Game-by-Game

OPPONENT	MIN	FG-A	3PT-A	FT-A	OR	DR	TR	F	A	TO	BL	S	PT
Toledo	23	4-7	0-2	0-0	1	4	5	2	1	1	0	1	8
Illinois-Chicago*	20	0-3	0-1	0-2	1	4	5	3	2	3	1	1	0
Princeton*	28	2-10	1-6	0-2	1	1	2	1	1	0	0	1	5
Washington State*	22	2-3	1-2	0-0	0	0	0	4	0	0	0	0	5
Harvard*	15	1-7	0-3	0-2	0	0	0	1	1	0	0	0	2
Sacramento State*	24	2-5	1-3	2-4	1	1	2	3	0	2	0	4	7
Bucknell*	29	6-11	4-6	1-2	1	4	5	1	0	2	0	0	17
Villanova*	27	5-11	0-0	2-2	1	3	4	2	1	1	1	0	12
Temple*	33	6-13	2-7	3-4	2	7	9	3	3	0	0	0	17
Maine*	29	2-8	0-2	1-2	0	3	3	1	0	0	0	2	5
St. John's*	32	1-7	1-5	0-0	2	2	4	3	2	4	0	0	3
George Washington													
VCU													
St. Bonaventure													
George Mason													
Massachusetts													
Dayton													
Fordham													
St. Bonaventure													
Penn													
Saint Louis													
La Salle													
Davidson													
Massachusetts													
Fordham													
Duquesne													
George Mason													
Richmond													
Rhode Island													
La Salle													

* Denotes game started



#23 MARKELL LODGE

Junior • Forward • 6-7 • 215

Washington, N.C.

Pace Academy

Communication Studies

Overall Stats: 0.0 ppg, 0.0 rpg, 0.0 apg

2017-18

- Saw action vs. St. John's and Harvard

Career

- Has played in 46 career games, with 31 starts
- Was the only Hawk to make all 31 starts in 2016-17
- Saw action in 13 games for the A-10 Champion team in 2015-16

2017-18 Game-by-Game

OPPONENT	MIN	FG-A	3PT-A	FT-A	OR	DR	TR	F	A	TO	BL	S	PT
Toledo													
Illinois-Chicago													
Princeton													
Washington State													
Harvard	0+	0-0	0-0	0-0	0	0	0	0	0	0	0	0	0
Sacramento State													
Bucknell													
Villanova													
Temple													
Maine													
St. John's	0+	0-0	0-0	0-0	0	0	0	0	0	0	0	0	0
George Washington													
VCU													
St. Bonaventure													
George Mason													
Massachusetts													
Dayton													
Fordham													
St. Bonaventure													
Penn													
Saint Louis													
La Salle													
Davidson													
Massachusetts													
Fordham													
Duquesne													
George Mason													
Richmond													
Rhode Island													
La Salle													

* Denotes game started



#24 PIERFRANCESCO OLIVA

R-Sophomore • Forward • 6-8 • 210

Taranto, Italy

Bergen Catholic (N.J.)

Business

Overall Stats: 6.5 ppg, 8.3 rpg, 3.0 apg

2017-18

- Pulled down career-high 18 rebounds, added seven points, and dished out team-high four assists vs. St. John's
- Grabbed eight rebounds in win over Maine
- Had 11 rebounds, including career-high five offensive rebs, at Temple
- Recorded 10 rebounds in win over Bucknell
- Poured in career-high 16 points (6-of-9 FG) and added eight rebounds against Harvard
- Had 10 rebounds and career-high six assists vs. Washington State
- Pulled down eight rebounds in win over Princeton
- Went for 11 points, seven rebounds, and four assists in win at UIC

Career/Personal

- Has played in 44 career games, with 41 starts
- Missed entire 2016-17 season with knee injury after surgery (June 2016) to repair a chronic knee condition
- Freshman starter in 30 games for the 2015-16 A-10 Champion Hawks
- Goes by "Checco"

2017-18 Game-by-Game

OPPONENT	MIN	FG-A	3PT-A	FT-A	OR	DR	TR	F	A	TO	BL	S	PT
Toledo*	32	3-8	1-2	0-1	2	4	6	4	1	1	1	0	7
Illinois-Chicago*	38	5-8	0-1	1-1	3	4	7	3	4	2	1	2	11
Princeton*	30	3-5	0-2	1-2	1	7	8	3	3	0	0	0	7
Washington State*	34	1-6	0-3	3-8	1	9	10	2	6	3	0	2	5
Harvard*	25	6-9	0-1	4-7	2	6	8	4	1	2	1	0	16
Sacramento State*	20	0-1	0-1	1-2	1	2	3	3	2	2	0	1	1
Bucknell*	32	1-4	1-2	2-2	3	7	10	2	5	1	1	1	5
Villanova*	21	1-1	0-0	0-1	0	2	2	1	0	2	0	1	2
Temple*	27	2-6	0-0	0-3	5	6	11	3	5	2	0	0	4
Maine*	31	2-5	1-3	1-3	2	6	8	1	2	1	1	1	6
St. John's*	33	3-5	0-1	1-1	2	16	18	2	4	2	0	0	7
George Washington													
VCU													
St. Bonaventure													
George Mason													
Massachusetts													
Dayton													
Fordham													
St. Bonaventure													
Penn													
Saint Louis													
La Salle													
Davidson													
Massachusetts													
Fordham													
Duquesne													
George Mason													
Richmond													
Rhode Island													
La Salle													

* Denotes game started



#10 GERALD BLOUNT

Sophomore • Forward • 6-6 • 225
 Atlanta, Ga.
 Pomfret School (Conn.)
 Finance

Overall Stats: 0.0 ppg, 0.0 rpg, 0.0 apg

2017-18

- Has not seen action

Career

- Played in nine games as a freshman
- Also attended Saint Anthony and St. Benedict Prep in New Jersey

2017-18 Game-by-Game

OPPONENT	MIN	FG-A	3PT-A	FT-A	OR	DR	TR	F	A	TO	BL	S	PT
Toledo													Did Not Play
Illinois-Chicago													Did Not Play
Princeton													Did Not Play
Washington State													Did Not Play
Harvard													Did Not Play
Sacramento State													Did Not Play
Bucknell													Did Not Play
Villanova													Did Not Play
Temple													Did Not Play
Maine													Did Not Play
St. John's													Did Not Play
George Washington													Did Not Play
VCU													
St. Bonaventure													
George Mason													
Massachusetts													
Dayton													
Fordham													
St. Bonaventure													
Penn													
Saint Louis													
La Salle													
Davidson													
Massachusetts													
Fordham													
Duquesne													
George Mason													
Richmond													
Rhode Island													
La Salle													

* Denotes game started



#2 CHARLIE BROWN, JR.

Sophomore • Forward • 6-7 • 192
 Philadelphia, Pa.
 St. Thomas More (Conn.)
 Elementary Education

Overall Stats: 0.0 ppg, 0.0 rpg, 0.0 apg

2017-18

- Has missed all 11 games of the season due to fracture in left wrist suffered in mid-October
- Atlantic 10 Preseason All-Conference Third Team

Career

- 2016-17 Atlantic 10 All-Rookie Team honoree
- Played in all 31 games as a freshman, with 30 starts
- 25 double-figure games as a rookie in 2016-17

2017-18 Game-by-Game

OPPONENT	MIN	FG-A	3PT-A	FT-A	OR	DR	TR	F	A	TO	BL	S	PT
Toledo													Did Not Play - Injured
Illinois-Chicago													Did Not Play - Injured
Princeton													Did Not Play - Injured
Washington State													Did Not Play - Injured
Harvard													Did Not Play - Injured
Sacramento State													Did Not Play - Injured
Bucknell													Did Not Play - Injured
Villanova													Did Not Play - Injured
Temple													Did Not Play - Injured
Maine													Did Not Play - Injured
St. John's													Did Not Play - Injured
George Washington													Did Not Play - Injured
VCU													
St. Bonaventure													
George Mason													
Massachusetts													
Dayton													
Fordham													
St. Bonaventure													
Penn													
Saint Louis													
La Salle													
Davidson													
Massachusetts													
Fordham													
Duquesne													
George Mason													
Richmond													
Rhode Island													
La Salle													

* Denotes game started



#5 NICK ROBINSON

Sophomore • Guard • 6-6 • 195
Chicago, Ill.
Kenwood Academy
Business

Overall Stats: 4.4 ppg, 4.4 rpg, 2.1 apg

2017-18

- Matched season-high seven rebounds in first start of season vs. St. John's
- Went for eight points (3-of-4 FG) and season-high seven rebounds in win over Maine
- Pulled down six rebounds vs. #4 Villanova
- Scored season-high nine points (4-of-7 FG) in win over Bucknell
- Pulled down six rebounds in win over Sacramento State
- Went for seven points and six rebounds in win over UIC
- Matched career-high four assists in season opener at Toledo

Career

- Played in all 31 games as a freshman, with 19 starts

2017-18 Game-by-Game

OPPONENT	MIN	FG-A	3PT-A	FT-A	OR	DR	TR	F	A	TO	BL	S	PT
Toledo	22	1-6	0-1	1-1	1	1	2	4	4	1	0	1	4
Illinois-Chicago	31	3-5	1-1	0-0	0	6	6	2	1	2	1	1	7
Princeton	23	1-3	0-0	0-0	1	3	4	4	2	0	0	0	2
Washington State	25	3-6	0-2	0-0	0	2	2	2	3	0	0	1	6
Harvard	26	0-1	0-1	0-0	0	1	1	3	3	0	0	0	0
Sacramento State	30	1-5	0-1	1-1	1	5	6	2	2	1	0	2	3
Bucknell	16	4-7	1-2	0-2	0	5	5	4	2	0	1	0	9
Villanova	22	0-4	0-0	2-2	4	2	6	2	3	1	0	1	2
Temple	14	0-2	0-2	1-2	0	2	2	4	0	0	1	0	1
Maine	22	3-4	0-1	2-3	1	6	7	2	1	1	0	3	8
St. John's*	26	2-5	2-2	1-2	3	4	7	4	2	5	0	0	7
George Washington													
VCU													
St. Bonaventure													
George Mason													
Massachusetts													
Dayton													
Fordham													
St. Bonaventure													
Penn													
Saint Louis													
La Salle													
Davidson													
Massachusetts													
Fordham													
Duquesne													
George Mason													
Richmond													
Rhode Island													
La Salle													

* Denotes game started



#22 LORENZO EDWARDS

R-Freshman • Forward • 6-7 • 220
Lake Forest, Ill.
Lake Forest
Business

Overall Stats: 2.4 ppg, 3.4 rpg, 0.6 bpg

2017-18

- Played career-high 22 minutes against #4 Villanova
- Had three rebs and one block in just five minutes in win over Bucknell
- Recorded career-high 10 points (4-of-9 FG) and career-high nine rebounds in 21 minutes in win over Sacramento State
- Posted seven points and seven rebounds vs. Harvard
- Pulled down five rebounds in eight minutes vs. Washington State
- Saw action in win over Princeton
- On first collegiate shot, nailed three pointer in win over UIC


Career

- Played in one game as a freshman, with four minutes vs. Columbia
- Missed the majority of the 2016-17 season after having shoulder surgery in December

2017-18 Game-by-Game

OPPONENT	MIN	FG-A	3PT-A	FT-A	OR	DR	TR	F	A	TO	BL	S	PT
Toledo													
Illinois-Chicago	11	1-3	1-3	0-0	0	2	2	1	1	1	0	0	3
Princeton	3	0-0	0-0	0-0	1	0	1	0	0	0	0	0	0
Washington State	8	1-3	0-2	0-0	1	4	5	0	0	0	2	0	2
Harvard	18	1-3	1-3	4-4	3	4	7	2	0	1	0	1	7
Sacramento State	21	4-9	2-6	0-0	5	4	9	4	0	0	0	0	10
Bucknell	5	0-0	0-0	0-1	0	3	3	2	0	0	1	0	0
Villanova	22	0-5	0-5	0-0	1	1	2	2	0	0	0	2	0
Temple	11	0-3	0-2	0-0	0	1	1	0	0	1	2	0	0
Maine	1	0-0	0-0	0-0	0	1	1	0	0	0	0	0	0
St. John's													
George Washington													
VCU													
St. Bonaventure													
George Mason													
Massachusetts													
Dayton													
Fordham													
St. Bonaventure													
Penn													
Saint Louis													
La Salle													
Davidson													
Massachusetts													
Fordham													
Duquesne													
George Mason													
Richmond													
Rhode Island													
La Salle													

* Denotes game started



#33 TAYLOR FUNK

Freshman • Forward • 6-9 • 225

Lancaster, Pa.

Manheim Central

Business

Overall Stats: 14.3 ppg, 4.5 rpg, 1.6 apg

2017-18

- Has scored in double figures in nine of 11 games this season
- SJU's leading scorer once, vs. Princeton
- Matched season-high five 3FG in first collegiate start, vs. St. John's
- Matched season-high in 3FG (5-of-6) for 15 points at Temple
- Scored 13 points (5-of-9 FG) against #4 Villanova
- Hit for 15 points (6-of-10 FG) in win over Sacramento State
- Scored 11 points and matched season-high nine rebs vs. Harvard
- Atlantic 10 Rookie of the Week (Nov. 20) for averaging 22.5 points in wins over UIC and Princeton
- Hit for game- and season-high 23 pts (5-of-6 3FG) in win over Princeton
- Poured in 22 points (9-of-15 FG, 4-of-8 3FG), added season-high nine rebounds in win over UIC
- Hit for 16 points (6-of-13 FG, 4-of-8 3FG) in collegiate debut in season opener at Toledo

High School/Personal

- 2017 Associated Press All-State Class 5A First Team selection
- Averaged 24.3 points as a senior to lead the Lancaster-Lebanon league in scoring for the second consecutive season
- School's all-time leading scorer with 1,977 points
- Hit 229 career three-pointers

2017-18 Game-by-Game

OPPONENT	MIN	FG-A	3PT-A	FT-A	OR	DR	TR	F	A	TO	BL	S	PT
Toledo	29	6-13	4-8	0-0	3	3	6	4	1	1	2	1	16
Illinois-Chicago	30	9-15	4-8	0-0	4	5	9	4	2	1	0	2	22
Princeton	24	7-8	5-6	4-4	0	1	1	1	1	1	0	1	23
Washington State	28	3-6	2-3	0-0	1	4	5	2	3	1	1	0	8
Harvard	28	3-12	3-10	2-2	2	7	9	4	3	0	0	0	11
Sacramento State	20	6-10	3-6	0-0	2	4	6	2	1	1	0	0	15
Bucknell	17	3-8	1-4	2-2	1	0	1	2	2	1	1	0	9
Villanova	28	5-9	3-7	0-0	0	3	3	1	2	2	1	0	13
Temple	26	5-6	5-6	0-0	0	5	5	0	0	4	0	0	15
Maine	26	4-12	1-7	1-1	1	2	3	0	1	0	1	1	10
St. John's*	33	5-17	5-15	0-0	1	1	2	2	1	2	0	0	15
George Washington													
VCU													
St. Bonaventure													
George Mason													
Massachusetts													
Dayton													
Fordham													
St. Bonaventure													
Penn													
Saint Louis													
La Salle													
Davidson													
Massachusetts													
Fordham													
Duquesne													
George Mason													
Richmond													
Rhode Island													
La Salle													

* Denotes game started



#12 ANTHONY LONGPRÉ

Freshman • Forward • 6-10 • 240

L'Assomption, Quebec

Glenelg Country (Md.)

Business

Overall Stats: 4.5 ppg, 3.4 rpg, 1.1 apg

2017-18

- Recorded eight pts and matched season-high six rebs at Temple
- Scored eight points (3-of-6 FG) vs. Washington State
- Netted season-high 10 points (4-of-7 FG) in win over Princeton
- Dished out season-high five assists in win at UIC
- Scored six points and pulled down six rebounds in collegiate debut in season opener at Toledo


High School/Personal

- Played for Canada's U19 National Team that captured the gold medal at the FIBA U19 Basketball World Cup in Cairo
- Three-time Maryland Interscholastic Athletic Association All-Star
- Named the 2017 *Howard County Times* Co-Player of the Year...
- Averaged 15.9 points, 8.9 rebounds and 2.4 assists as a senior
- Moved to the United States from his native Canada in 2014

2017-18 Game-by-Game

OPPONENT	MIN	FG-A	3PT-A	FT-A	OR	DR	TR	F	A	TO	BL	S	PT
Toledo*	18	2-4	2-4	0-1	1	5	6	4	2	1	2	0	6
Illinois-Chicago*	23	1-6	0-1	0-0	1	3	4	2	5	1	2	0	2
Princeton*	25	4-7	1-2	1-1	0	6	6	0	2	0	1	0	10
Washington State*	23	3-6	2-4	0-1	0	3	3	1	1	0	0	0	8
Harvard*	12	2-3	2-2	0-0	0	1	1	3	0	2	0	0	6
Sacramento State*	14	0-3	0-2	0-0	0	0	0	1	0	0	0	0	0
Bucknell*	28	1-4	1-3	1-2	0	3	3	2	0	2	1	2	4
Villanova*	17	0-3	0-2	0-0	0	0	0	0	0	0	0	0	0
Temple*	19	3-8	2-5	0-0	0	6	6	2	1	1	0	0	8
Maine*	20	2-7	1-3	0-0	1	4	5	1	1	0	0	1	5
St. John's	13	0-3	0-2	0-0	1	2	3	1	0	2	0	1	0
George Washington													
VCU													
St. Bonaventure													
George Mason													
Massachusetts													
Dayton													
Fordham													
St. Bonaventure													
Penn													
Saint Louis													
La Salle													
Davidson													
Massachusetts													
Fordham													
Duquesne													
George Mason													
Richmond													
Rhode Island													
La Salle													

* Denotes game started

**#3 MICHAEL BOOTH**

Senior • Guard • 6-3 • 205
 Thornton, Pa.
 Bishop Shanahan
 Pharmaceutical Marketing

Overall Stats: 0.0 ppg, 0.3 rpg, 0.0 apg

2017-18

- Pulled down a rebound in win over Maine
- Saw action vs. #4 Villanova and in win over Bucknell

Career

- Has played in 19 career games
- Selected to the 2016-17 NABC Honors Court
- Co-recipient of the 2015-16 Daniel J. Cummins, Jr. Award for spirit
- Joined the Hawks' squad as a walk-on in 2014-15

**#21 KYLE THOMPSON**

Senior • Guard • 6-2 • 200
 Mt. Laurel, N.J.
 St. Joseph's Prep
 Interdisciplinary Health Services

Overall Stats: 0.0 ppg, 0.0 rpg, 0.0 apg

2017-18

- Saw action in win over Maine, vs. #4 Villanova, and in win over Bucknell

Career

- Has played in 19 career games
- Received the 2016-17 George Senesky Memorial Award for academics
- Co-recipient of the 2015-16 Daniel J. Cummins, Jr. Award for spirit
- Joined the Hawks' squad as a walk-on in 2014-15

**#13 CHRISTIAN VEGA**

Senior • Guard • 6-0 • 188
 Guaynabo, Puerto Rico
 Colegio San Jose'
 Food Marketing

Overall Stats: 0.0 ppg, 0.0 rpg, 0.0 apg

2017-18

- Has not seen action

Career

- Has played in five career games
- Joined the Hawks' squad as a walk-on in 2015-16

**#0 LAMARR KIMBLE**


Junior • Guard • 6-0 • 185
 Philadelphia, Pa.
 Neumann-Goretti
 Communication Studies

2017-18

- Sidelined for the remainder of the season after re-injuring fifth metatarsal (left foot) in season opener and will undergo surgery
- Team captain for the second consecutive season

Career/Personal

- 61 career games, 32 double-figure games, 5 games with 20+ pts
- Goes by "Fresh"

**#20 MIKE MUGGIO**

Junior • Guard • 6-3 • 210
 River Vale, N.J.
 Bergen Catholic
 Sports Marketing

2017-18

- Sidelined indefinitely with hip injury

Career

- Joined the Hawks' squad as a practice player in 2016-17

High School/Personal

- Was a high school teammate of Pierfrancesco Oliva

**#11 TOLIVER FREEMAN**

Sophomore • Guard • 6-3 • 212
 Baton Rouge, La.
 Catholic
 Biology

Overall Stats: 0.0 ppg, 0.0 rpg, 0.0 apg

2017-18

- Saw action in win over Maine

Career

- Has played in two games, against Maine this season and against Lafayette in 2016-17
- Joined the Hawks' squad as a walk-on in 2016-17



Saint Joseph's Basketball
Saint Joseph's Combined Team Statistics (as of Dec 20, 2017)
All games



RECORD:	OVERALL	HOME	AWAY	NEUTRAL
ALL GAMES	5-6	3-1	1-2	1-3
CONFERENCE	0-0	0-0	0-0	0-0
NON-CONFERENCE	5-6	3-1	1-2	1-3

#	Player	gp-gs	min	avg	Total		3-Point		F-Throw		Rebounds				pf	dq	a	to	blk	stl	pts	avg
					fg-fga	fg%	3fg-fga	3fg%	ft-fa	ft%	off	def	tot	avg								
01	NEWKIRK, Shavar	11-10	328	29.8	59-156	.378	19-63	.302	58-71	.817	6	29	35	3.2	24	1	37	18	1	15	195	17.7
25	DEMERY, James	11-11	381	34.6	71-154	.461	6-30	.200	35-61	.574	21	41	62	5.6	18	0	12	18	5	16	183	16.6
33	FUNK, Taylor	11-1	289	26.3	56-116	.483	36-80	.450	9-9	1.000	15	35	50	4.5	22	0	17	14	6	5	157	14.3
00	KIMBLE, Lamarr	1-1	30	30.0	4-11	.364	2-4	.500	0-1	.000	0	1	1	1.0	2	0	2	0	0	0	10	10.0
15	CLOVER, Chris	11-10	282	25.6	31-85	.365	10-37	.270	9-20	.450	10	29	39	3.5	24	0	11	13	2	9	81	7.4
24	OLIVA, Pierfrancesco	11-11	323	29.4	27-58	.466	3-16	.188	14-31	.452	22	69	91	8.3	28	0	33	18	5	8	71	6.5
12	LONGPRE', Anthony	11-10	212	19.3	18-54	.333	11-30	.367	2-5	.400	4	33	37	3.4	17	0	12	9	6	4	49	4.5
05	ROBINSON, Nick	11-1	257	23.4	18-48	.375	4-13	.308	8-13	.615	11	37	48	4.4	33	0	23	11	3	9	48	4.4
22	EDWARDS, Lorenzo	9-0	100	11.1	7-26	.269	4-21	.190	4-5	.800	11	20	31	3.4	11	0	1	3	5	3	22	2.4
32	WILLIAMS, Jai	5-0	16	3.2	0-2	.000	0-0	.000	3-4	.750	1	1	2	0.4	2	0	0	0	2	0	3	0.6
21	THOMPSON, Kyle	3-0	3	1.0	0-0	.000	0-0	.000	0-0	.000	0	0	0	0.0	0	0	0	0	0	0	0	0.0
11	FREEMAN, Toliver	1-0	1	1.0	0-0	.000	0-0	.000	0-0	.000	0	0	0	0.0	0	0	0	0	0	0	0	0.0
23	LODGE, Markell	2-0	0	0.0	0-0	.000	0-0	.000	0-0	.000	0	0	0	0.0	0	0	0	0	0	0	0	0.0
03	BOOTH, Michael	3-0	3	1.0	0-1	.000	0-1	.000	0-0	.000	0	1	1	0.3	0	0	0	0	0	0	0	0.0
Team											17	17	34				2					
Total.....		11	2225		291-711	.409	95-295	.322	142-220	.645	118	313	431	39.2	181	1	148	106	35	69	819	74.5
Opponents.....		11	2225		293-680	.431	114-310	.368	140-201	.697	103	341	444	40.4	203	-	176	127	44	46	840	76.4

TEAM STATISTICS	SJU	OPP	Date	Opponent	Score	Att.
SCORING	819	840	11/11/17	at Toledo	L 87-98	3609
Points per game	74.5	76.4	11/13/17	at UIC	Wot 86-82	3175
Scoring margin	-1.9	-	11/18/17	PRINCETON	W 71-58	4121
FIELD GOALS-ATT	291-711	293-680	# 11/23/17	vs Washington State	L 71-75	2131
Field goal pct	.409	.431	# 11/24/17	vs Harvard	L 71-77	2513
3 POINT FG-ATT	95-295	114-310	# 11/26/17	vs Sacramento State	W 74-69	1733
3-point FG pct	.322	.368	11/29/17	BUCKNELL	W 83-70	3783
3-pt FG made per game	8.6	10.4	12/02/17	VILLANOVA	L 53-94	4200
FREE THROWS-ATT	142-220	140-201	12/09/17	at Temple	L 78-81	7288
Free throw pct	.645	.697	12/17/17	MAINE	W 72-59	3551
F-Throws made per game	12.9	12.7	12/20/17	vs St. John's	L 73-77	0
REBOUNDS	431	444				
Rebounds per game	39.2	40.4				
Rebounding margin	-1.2	-				
ASSISTS	148	176				
Assists per game	13.5	16.0				
TURNOVERS	106	127				
Turnovers per game	9.6	11.5				
Turnover margin	+1.9	-				
Assist/turnover ratio	1.4	1.4				
STEALS	69	46				
Steals per game	6.3	4.2				
BLOCKS	35	44				
Blocks per game	3.2	4.0				
ATTENDANCE	15655	20449				
Home games-Avg/Game	4-3914	3-4691				
Neutral site-Avg/Game	-	4-1594				

- Wooden Legacy, Fullerton, Calif.

Score by Periods	1st	2nd	OT	Totals
Saint Joseph's	375	432	12	819
Opponents	389	443	8	840



Saint Joseph's Basketball
Saint Joseph's Points-Rebounds-Assists (as of Dec 20, 2017)
All games



Opponent	Date	Score		00	01	03	05	11	12	15
				KIMBLE,LAM	NEWKIRK,SH	BOOTH,MICH	ROBINSON,N	FREEMAN,TO	LONGPRE',A	CLOVER,CHR
at Toledo	11/11/17	87-98	L	10-1-2	21-2-1	DNP	3-2-4	DNP	6-6-2	8-5-1
at UIC	11/13/17	86-82	w	DNP	16-0-5	DNP	7-6-1	DNP	2-4-5	0-5-2
PRINCETON	11/18/17	71-58	w	DNP	11-4-1	DNP	2-4-2	DNP	10-6-2	5-2-1
vs Washington State	11/23/17	71-75	L	DNP	24-3-3	DNP	6-2-3	DNP	8-3-1	5-0-0
vs Harvard	11/24/17	71-77	L	DNP	9-2-3	DNP	0-1-3	DNP	6-1-0	2-0-1
vs Sacramento State	11/26/17	74-69	w	DNP	22-4-4	DNP	3-6-2	DNP	0-0-0	7-2-0
BUCKNELL	11/29/17	83-70	w	DNP	19-10-6	0-0-0	9-5-2	DNP	4-3-0	17-5-0
VILLANOVA	12/02/17	53-94	L	DNP	10-2-2	0-0-0	2-6-3	DNP	0-0-0	12-4-1
at Temple	12/09/17	78-81	L	DNP	18-4-6	DNP	1-2-0	DNP	8-6-1	17-9-3
MAINE	12/17/17	72-59	w	DNP	19-2-4	0-1-0	8-7-1	0-0-0	5-5-1	5-3-0
vs St. John's	12/20/17	73-77	L	DNP	26-2-2	DNP	7-7-2	DNP	0-3-0	3-4-2

Opponent	Date	Score		21	22	23	24	25	32	33
				THOMPSON,K	EDWARDS,LO	LODGE,MARK	OLIVA,PIER	DEMERY,JAM	WILLIAMS,J	FUNK,TAYLO
at Toledo	11/11/17	87-98	L	DNP	DNP	DNP	7-6-1	16-3-1	DNP	16-6-1
at UIC	11/13/17	86-82	w	DNP	3-2-1	DNP	11-7-4	25-5-2	0-0-0	22-9-2
PRINCETON	11/18/17	71-58	w	DNP	0-1-0	DNP	7-8-3	13-3-1	DNP	23-1-1
vs Washington State	11/23/17	71-75	L	DNP	2-5-0	DNP	5-10-6	13-5-0	DNP	8-5-3
vs Harvard	11/24/17	71-77	L	DNP	7-7-0	0-0-0	16-8-1	18-10-2	2-1-0	11-9-3
vs Sacramento State	11/26/17	74-69	w	DNP	10-9-0	DNP	1-3-2	15-2-0	1-0-0	15-6-1
BUCKNELL	11/29/17	83-70	w	0-0-0	0-3-0	DNP	5-10-5	20-8-0	0-0-0	9-1-2
VILLANOVA	12/02/17	53-94	L	0-0-0	0-2-0	DNP	2-2-0	14-5-0	DNP	13-3-2
at Temple	12/09/17	78-81	L	DNP	0-1-0	DNP	4-11-5	15-4-4	DNP	15-5-0
MAINE	12/17/17	72-59	w	0-0-0	0-1-0	DNP	6-8-2	19-10-0	DNP	10-3-1
vs St. John's	12/20/17	73-77	L	DNP	DNP	0-0-0	7-18-4	15-7-2	0-1-0	15-2-1



Saint Joseph's Basketball
Saint Joseph's Team Game-by-Game (as of Dec 20, 2017)
All games



TEAM STATISTICS

Opponent	Date	Score		Total		3-Pointers		Free throws		Rebounds				pf	a	t/o	blk	stl	pts	avg
				fg-fga	pct	3fg-fga	pct	ft-fta	pct	off	def	tot	avg							
at Toledo	11/11/17	87-98	L	32-70	.457	12-26	.462	11-20	.550	10	21	31	31.0	23	13	6	5	6	87	87.0
at UIC	11/13/17	86-82	Wot	34-75	.453	7-22	.318	11-17	.647	14	31	45	38.0	19	22	15	7	10	86	86.5
PRINCETON	11/18/17	71-58	W	25-53	.472	10-27	.370	11-17	.647	5	25	30	35.3	13	11	4	2	4	71	81.3
vs Washington State	11/23/17	71-75	L	26-66	.394	10-34	.294	9-15	.600	10	29	39	36.2	13	16	7	3	6	71	78.8
vs Harvard	11/24/17	71-77	L	22-61	.361	7-26	.269	20-31	.645	14	28	42	37.4	24	13	10	2	6	71	77.2
vs Sacramento State	11/26/17	74-69	W	21-54	.389	7-26	.269	25-33	.758	11	22	33	36.7	18	9	13	0	13	74	76.7
BUCKNELL	11/29/17	83-70	W	28-68	.412	10-25	.400	17-24	.708	9	40	49	38.4	16	15	6	6	4	83	77.6
VILLANOVA	12/02/17	53-94	L	21-64	.328	5-24	.208	6-8	.750	10	18	28	37.1	12	8	10	3	5	53	74.5
at Temple	12/09/17	78-81	L	27-60	.450	12-27	.444	12-22	.545	10	33	43	37.8	13	19	13	4	2	78	74.9
MAINE	12/17/17	72-59	W	26-70	.371	6-25	.240	14-23	.609	11	32	43	38.3	8	9	3	3	11	72	74.6
vs St. John's	12/20/17	73-77	L	29-70	.414	9-33	.273	6-10	.600	14	34	48	39.2	22	13	19	0	2	73	74.5
Saint Joseph's		819		291-711	.409	95-295	.322	142-220	.645	118	313	431	39.2	181	148	106	35	69	819	74.5
Opponents		840		293-680	.431	114-310	.368	140-201	.697	103	341	444	40.4	203	176	127	44	46	840	76.4

Games played: 11
Points/game: 74.5
FG Pct: 40.9
3FG Pct: 32.2
FT Pct: 64.5

Rebounds/game: 39.2
Assists/game: 13.5
Turnovers/game: 9.6
Assist/turnover ratio: 1.4
Steals/game: 6.3
Blocks/game: 3.2