



SAINT JOSEPH'S BASKETBALL

2017-18 GAME NOTES

Game
17

SAINT JOSEPH'S HAWKS (7-9; 2-3 A-10) vs. DAYTON FLYERS (9-8; 3-2 A-10)

*January 17, 2018 • 6:30 p.m. • CBSSN
Michael J. Hagan '85 Arena (4,200) • Philadelphia, Pa.*

2017-18 SCHEDULE/RESULTS		
Overall: 7-9	A-10: 2-3	H: 4-1 A: 1-4 N: 1-3
NOVEMBER		
Sat., 11	at Toledo (ESPN3)	L 87-98
Mon., 13	at UIC (NBCSP+)	W 86-82 ot
Sat., 18	PRINCETON	W 71-58
Thu., 23	vs. Washington St. + (ESPN3)	L 71-75
Fri., 24	vs. Harvard + (ESPN3)	L 71-77
Sun., 26	vs. Sacramento St. + (ESPN3)	W 74-69
Wed., 29	BUCKNELL	W 83-70
DECEMBER		
Sat., 2	#4 VILLANOVA & (ESPN2)	L 53-94
Sat., 9	at Temple & (CBSSN)	L 78-81
Sun., 17	MAINE	W 72-59
Wed., 20	vs. St. John's % (ESPN3)	L 73-77
Sat., 30	at George Washington	L 64-70
JANUARY		
Wed., 3	VCU (MASN)	W 78-71 ot
Sat., 6	ST. BONAVENTURE (ESPN3)	W 85-78
Wed., 10	at George Mason	L 79-81
Sun., 14	at Massachusetts (NBCSN)	L 69-72
Wed., 17	DAYTON (CBSSN)	6:30 p.m.
Sat., 20	FORDHAM	1:00 p.m.
Wed., 24	at St. Bonaventure (CBSSN)	7:00 p.m.
Sat., 27	at Penn (Palestra) & (NBCSP)	7:00 p.m.
Wed., 31	SAINT LOUIS	7:00 p.m.
FEBRUARY		
Sat., 3	at La Salle (CBSSN)	4:00 p.m.
Tue., 6	at Davidson (Stadium)	7:00 p.m.
Sat., 10	MASSACHUSETTS	4:00 p.m.
Wed., 14	at Fordham	7:00 p.m.
Sat., 17	DUQUESNE	6:00 p.m.
Wed., 21	GEORGE MASON	7:00 p.m.
Sat., 24	at Richmond (NBCSP+, NBCSW+)	6:00 p.m.
Tue., 27	at Rhode Island (CBSSN)	7:00 p.m.
MARCH		
Sat., 3	LA SALLE & (Facebook)	2:00 p.m.
Wed., 7-	Atlantic 10 Championship	
Sun., 11	(Capital One Arena, Washington, D.C.)	

Home games in CAPS at Hagan Arena
+ Wooden Legacy (Fullerton, Calif.)
% Basketball Hall of Fame Holiday Showcase
(Uncasville, Conn.)
& Big 5 game

Men's Basketball Contact:
Marie Wozniak (mwozniak@sju.edu)
O: 610-660-1727 C: 610-999-3634

FOLLOW THE HAWKS

Twitter @SJUHawks_MBB, @SJUHawks
Instagram @SJUHawks_MBB
Facebook saintjosephshawks

Online: CBSSN (Tom McCarthy, John Thompson III, Evan Washburn) **Online:** NBCSports.com
Radio: WNTP 990 AM (Matt Martucci, Joe Lunardi) **Online:** SJUHawks.com

ABOUT THE HAWKS

- Saint Joseph's lost its second straight with a 72-69 defeat at Massachusetts, as the Minutemen rallied from a 16-point deficit. **Shavar Newkirk** and **James Demery** each had 22 points while freshman **Anthony Longpré** had a season-high 11
- **Shavar Newkirk** has scored 20-plus points in three straight games, averaging 23.0 ppg during this stretch
- **James Demery** is averaging 19.8 points since A-10 play started and has scored in double figures in all 16 games this year
- Freshman **Taylor Funk** is second in the Atlantic 10 in three-point field goals made per game (3.1) and ranks 28th in the nation
- Saint Joseph's is 4-1 at home this season; the Hawks own an eight-game home winning streak against Dayton

HAWKS' STREAK: 2 losses

SERIES vs. DAYTON: Dayton leads 21-18

NEXT UP

- Jan. 20 vs. Fordham, 1 p.m., A-10 Network
- Jan. 24 at St. Bonaventure, 7 p.m., CBSSN

HAWKS' LINEUP

PROBABLE STARTERS	2017-18 Stats				Notes
	PPG	RPG	APG	MPG	
F- #25 James Demery	17.6	5.5	1.0	35.5	Tied for team-high 22 pts at UMass
F- #24 Pierfrancesco Oliva	6.6	7.5	3.2	29.5	Missed UMass game w/ flu
F- #12 Taylor Funk	13.1	4.6	1.6	26.6	Team-high 19 pts vs. VCU
G- #15 Chris Clover	7.8	3.2	0.9	26.8	Season-high 19 pts at George Mason
G- #1 Shavar Newkirk	17.9	4.0	3.4	32.6	Three straight games of 20+ points
OFF THE BENCH					
F- #12 Anthony Longpré	4.1	3.1	1.0	18.5	Highs of 11 pts, 7 rebs, 7 asts at UMass
G- #5 Nick Robinson	5.4	4.5	1.9	23.2	Had 13 pts w/ 11-for-14 FTs in VCU win
F- #32 Jai Williams	0.7	0.6	0.0	3.9	Has seen action in 7 games
F- #23 Markell Lodge	0.8	0.2	0.0	2.8	Had two steals in GW game
F- #10 Gerald Blount	--	--	--	--	Saw action in 9 games in 2016-17
G- #3 Mike Booth	0.0	0.3	0.0	0.0	Fourth-year walk-on
G- #21 Kyle Thompson	0.0	0.0	0.0	0.0	Fourth-year walk-on
G- #13 Christian Vega	--	--	--	--	Third-year walk-on
G- #11 Toliver Freeman	--	--	--	--	In second year as a walk-on
INJURED					
F- #22 Lorenzo Edwards	2.4	3.4	0.1	11.1	Out for game with knee soreness
F- #2 Charlie Brown, Jr.	12.8*	5.0	1.1	34.2	Sidelined with fractured wrist
G- #0 Lamarr Kimble	10.0	1.0	2.0	30.0	Out for the season w/ recurrence of foot injury

* 2016-17 stats

ROSTER

NO.	NAME	CL	POS	HT	WT	HOMETOWN	HIGH SCHOOL
0	Lamarr Kimble #	Jr.	G	6-0	185	Philadelphia, Pa.	Neumann-Goretti
1	Shavar Newkirk	Sr.	G	6-0	185	New York, N.Y.	Cardinal Hayes
2	Charlie Brown	So.	F	6-7	192	Philadelphia, Pa.	St. Thomas More (Conn.)
3	Michael Booth	Sr.	G	6-3	205	Thornton, Pa.	Bishop Shanahan
5	Nick Robinson	So.	F	6-6	195	Chicago, Ill.	Kenwood Academy
10	Gerald Blount	So.	F	6-6	225	Suwanee, Ga.	Pomfret School (Conn.)
11	Toliver Freeman	So.	G	6-3	212	Baton Rouge, La.	Catholic
12	Anthony Longpré	Fr.	F	6-10	240	L'Assomption, Quebec	Glenelg Country (Md.)
13	Christian Vega	Sr.	G	6-0	188	Guaynabo, P.R.	Colegio San José
15	Chris Clover	Jr.	G	6-3	210	Philadelphia, Pa.	St. Joseph's Prep
21	Kyle Thompson	Sr.	G	6-2	200	Mt. Laurel, N.J.	St. Joseph's Prep
22	Lorenzo Edwards	R-Fr.	F	6-7	220	Lake Forest, Ill.	Lake Forest
23	Markell Lodge	Jr.	F	6-7	215	Washington, N.C.	Pace Academy
24	Pierfrancesco Oliva	R-So.	F	6-8	210	Taranto, Italy	Bergen Catholic (N.J.)
25	James Demery	Sr.	F	6-6	200	Williamston, N.C.	Northside Christian Academy
32	Jai Williams	Sr.	F	6-9	235	Philadelphia, Pa.	Phila. Electrical Tech. Charter
33	Taylor Funk	Fr.	F	6-9	225	Lancaster, Pa.	Manheim Central

Out for season with injury

Head Coach: Phil Martelli (Widener '76) - 23rd year

Assistant Coaches: Mark Bass (Saint Joseph's '95) - 19th year; David Duda (Spring Garden '88) - 12th year; Geoff Arnold (Saint Joseph's '86) - 10th year

Director of Program Administration: Phil Martelli, Jr. (Saint Joseph's '03)

Athletic Trainer: Bill Lukasiewicz (Springfield '88)

PRONUNCIATION GUIDE

(Gerald) BlountBLUNT
 (Chris) CloverCLOE-verr
 (Anthony) Longprélong-PRAY
 Markell (Lodge)mar-KELL
 Shavar (Newkirk)shuh-VAR
 Pierfrancesco Olivapea-AIR-fran-CHESS-co
 o-LEE-vuh
 Jai (Williams)Ji (rhymes with "eye")
 Lukasiewiczloo-KAZ-uh-WITZ



Champions - 1986, 1997, 2014, 2016

QUICK FACTS

LocationPhiladelphia, Pa. 19131
 Founded1851
 Enrollment.....4,850 (full-time undergrads)
 DenominationRoman Catholic (Jesuit)
 NicknameHawks
 Colors.....Crimson and Gray
 Athletic AffiliationNCAA Division I
 ConferenceAtlantic 10
 Home ArenaMichael J. Hagan '85 Arena
 Capacity4,200
 PresidentMark C. Reed, Ed.D.
 Vice President for Athletics/Athletic Director.....Don DiJulia

2016-17 Record11-20
 2016-17 A-10 Record (Place)4-14 (13th)
 Letterwinners Returning/Lost.....15/2
 Starters Returning/Lost.....5/0

Head Coach (alma mater)Phil Martelli (Widener '76)
 Coach's Overall Record/Year421-302, 23rd season
 Record at School/Year same
 Assistant CoachesMark Bass (Saint Joseph's '96) - 19th season
David Duda (Spring Garden '88) - 12th season
Geoff Arnold (Saint Joseph's '86) - 10th season
 Director of Program AdministrationPhil Martelli, Jr. - 1st season

Assoc. AD/Communications (MBB Contact)Marie Wozniak
 Office Phone.....610-660-1727
 Cell Phone610-999-3634
 Athletic Communications Fax.....610-660-1724
 Emailmwozniak@sju.edu

Basketball Office610-660-1706
 Basketball Fax.....610-660-1762
 Press Row - Hagan Arena610-660-2599
 Athletics Websitewww.sjuhawks.com

BROADCAST SCHEDULE

Date	Opponent	EST	TV	Radio	Digital
11/11	at Toledo	7:00 p.m.		1210	ESPN3
11/13	at Illinois at Chicago	8:00 p.m.	NBCSP+,NBCSCHI	1210	NBCSports
11/18	PRINCETON	7:00 p.m.		1210	A10N
11/23	vs. Washington State	6:00 p.m.		1210	ESPN3
11/24	vs. Harvard	3:30 p.m.		1210	ESPN3
11/26	vs. Sacramento State	2:30 p.m.		1210	ESPN3
11/29	BUCKNELL	7:00 p.m.		1210	A10N
12/2	VILLANOVA	5:30 p.m.	ESPN2	1210	ESPN.com
12/9	at Temple	2:30 p.m.	CBSSN	98.1 HD2	
12/17	MAINE	4:30 p.m.		1210	A10N
12/20	vs. St. John's	4:30 p.m.	ESPNU	1210	
12/30	at George Washington	4:00 p.m.		98.1 HD2	A10N
1/3	VCU	7:00 p.m.	MASN	1210	A10N
1/6	ST. BONAVENTURE	8:00 p.m.	ESPNU	1210	ESPN.com
1/10	at George Mason	7:00 p.m.		98.1 HD2	A10N
1/14	at Massachusetts	5:00 p.m.	NBCSN	1210	NBCSports
1/17	DAYTON	6:30 p.m.	CBSSN	990	
1/20	FORDHAM	1:00 p.m.		98.1 HD2	A10N
1/24	at St. Bonaventure	7:00 p.m.	CBSSN	990	
1/27	at Penn (Palestra)	7:00 p.m.	NBCSP	1210	
1/31	SAINT LOUIS	7:00 p.m.		1210	A10N
2/3	at La Salle	4:00 p.m.	CBSSN	1210	
2/6	at Davidson	7:00 p.m.	Stadium	1210	Stadium
2/10	MASSACHUSETTS	4:00 p.m.		1210	A10N
2/14	at Fordham	7:00 p.m.		1210	A10N
2/17	DUQUESNE	6:00 p.m.		1210	A10N
2/21	GEORGE MASON	7:00 p.m.		1210	A10N
2/24	at Richmond	6:00 p.m.	NBCSP+,NBCSW+	1210	
2/27	at Rhode Island	7:00 p.m.	CBSSN	1210	
3/3	LA SALLE	2:00 p.m.		1210	Facebook
3/7-11	Atlantic 10 Championship				

Audio streaming of all games on SJUHawks.com

A10N= A-10 Network
 CBSSN= CBS Sports Network; NBCSN= NBC Sports Network; NBCSP= NBC Sports Philadelphia; NBCSP+= NBC Sports Philadelphia+; NBCS CHI= NBC Sports Chicago; NBCSW+= NBC Sports Washington+

1210= Talk Radio 1210 WPHT AM; 990= News Talk 990 AM WNTP

STATISTICAL COMPARISON

'17-18 Stats

	SJU	UD
Overall Record	7-9	9-8
Conference Record	2-3	3-3
Home Record	5-1	7-3
Away Record	1-5	1-3
Neutral Record	1-3	1-2
Points per Game	75.2	73.6
Opp. Points/Game	76.4	71.2
Field Goal Pct.	.411	.481
Opp. Field Goal Pct.	.441	.449
3-Pt. FG Made/Game	8.0	8.5
3-Pt. FG Pct.	.311	.345
Opp. 3-Pt. FG Pct.	.368	.369
Free Throws Made/Game	14.7	12.9
Free Throw Pct.	.681	.735
Rebounds/Game	37.7	34.5
Opp. Rebounds/Game	40.1	32.1
Assists/Game	13.4	16.0
Turnovers/Game	9.4	13.7
Opp. Turnovers/Game	12.1	13.5
Steals/Game	6.6	5.5
Blocks/Game	3.2	2.6

SERIES HISTORY

SAINT JOSEPH'S vs. DAYTON

All-Time Series: UD 21-18

SJU Streak: 3 losses

First Meeting: 12/19/39, SJU 36-34

Last Meeting: 2/7/17, UD 77-70

Last SJU Win: 3/12/16, 82-79

Last UD Win: 2/7/17, 77-70

Coach Martelli vs. Dayton: 15-18

Last Five

2/7/17	L	70-77	A
3/12/16	W	82-79	N
2/17/16	W	79-70	H
2/19/15	L	64-68	A
3/14/14	W	70-67	N

• The Hawks have won three of the last five against Dayton, but lost last year at UD Arena, 77-70

• Saint Joseph's has defeated Dayton eight straight times here in Hagan Arena/Alumni Memorial Fieldhouse, with UD's last win here coming on Jan. 29, 2000 (66-62)

• SJU faced Dayton in the A-10 Tournament in both 2014 and 2016, which are the last two times that the Hawks captured the conference championship

LAST TIME OUT

• Massachusetts rallied from a 16-point second-half deficit to defeat Saint Joseph's, 72-69, at the Mullins Center

• **Shavar Newkirk** and **James Demery** scored 22 points apiece while **Anthony Longpré** hit season-highs of 11 points, seven rebounds and seven assists

• The Hawks held a 41-25 lead with over 13 minutes to play before UMass put together an 11-3 run to get its deficit under double digits to trail, 44-36, at 13:29.

• SJU maintained the lead and increased it to 52-41 with 10:10 to go. UMass then went on an 23-7 spurt, tying the game at 59-59 at 5:34, and then going ahead, 64-59, on a three-pointer at 3:09

• Saint Joseph's came within a point three times in the final minute but UMass went 6-for-6 from the line in that stretch; the Hawks missed their chance to tie when Newkirk's three-point attempt at :02 was off the mark

LAST TIME VS. DAYTON

• Dayton scored a 77-70 win over Saint Joseph's on Feb. 7, 2017 despite a 25-point and 10 assist effort by **Lamarr Kimble**, for the first double-double of his career; **Charlie Brown** scored 17 points

• The Hawks were without starters **James Demery** and **Chris Clover** due to illness, and had only 10 healthy players dressed

• Dayton led by as much as 60-46 but the Hawks trimmed it to 60-53. They came as close as 66-63, but Scoochie Smith scored five straight to help put the game away

IT'S THAT TIME OF YEAR

• **Pierfrancesco Oliva** missed his first game of the season at UMass due to the flu; he is probable for tonight

• **Nick Robinson** is questionable for tonight as he is now battling the flu

BRIGHT SPOT

• **Anthony Longpré** made the start at UMass in place of **Pierfrancesco Oliva** and notched new season-highs

• The freshman posted 11 points, seven rebounds and seven assists in 31 minutes

TALE OF TWO HALVES

• The Hawks came out strong at UMass, shooting 53 percent from the field and running up a 37-25 halftime lead

• But Saint Joseph's cooled off in the second, hitting just 36 percent from the field and making only 1-for-11 from three-point range, as the Minutemen erased a 16-point SJU lead

• It was the second largest lead lost by Saint Joseph's this year, as they had a 20-point lead disappear in a 75-71 loss to Washington St.

BROWN UPDATE

• **Charlie Brown, Jr.**, is still sidelined due to the fractured left wrist he suffered in October. The scaphoid bone, which Brown fractured, normally requires three months or more in a cast when broken - he underwent surgical fixation (Oct. 24) in hopes of shortening the recovery time

• After new imaging studies and a follow-up examination on Dec. 28, it was determined that the bone continues to be slow in healing and Brown will remain in a cast; he will undergo a C/T scan in three weeks to determine if sufficient progress has been made toward receiving clearance to play

LUCKY CLOVER

• Junior **Chris Clover** has scored double figures in five of the last nine games with a high of 19 at George Mason. He scored 14 points in the first half and made a career-high eight field goals in the game

• Clover's basket with :05 left looked to be the gamewinner for the Hawks until George Mason's three-pointer at :01 clinched the win

CLOSE CALLS

• The Hawks have been involved in a handful of close games lately, with three of the last four coming down to the wire:

- SJU held a 75-71 lead over VCU with under two minutes to play, but the Rams tied the game, 76-76, with 10 seconds left. The Hawks missed on their next possession and VCU had one more chance and hit a shot after time expired. SJU eventually won the game in overtime, 78-71

- At George Mason, SJU scored with :05 left to take its first lead of the half; GMU went the length of the court and won the game on a three-pointer with :01 left

- At UMass, the Hawks were within a point three times in the final minute; they had a chance to tie in the final seconds but **Shavar Newkirk's** three-point attempt at :02 was off the mark

• The average winning margin for the last five games is 4.5 points, but it is 2.5 points in the last two Hawk losses

CHANGING IT UP

• Freshman **Taylor Funk** replaced **Anthony Longpré** in the starting lineup vs. VCU, making his second start of the year

• Funk responded with 19 points, with six in overtime, including a three-pointer with 1:40 left in the extra period; the freshman also matched his season-high playing 33 minutes

• He has made five starts on the year, with four consecutive, and is averaging 12.0 ppg as a starter

TAKING CARE OF THE BALL

- After leading the nation the first week of January, Saint Joseph's now ranks second in fewest total turnovers with 151; the Hawks are third in turnovers per game (9.4)
- SJU has recorded single digits in turnovers in seven of 16 games, with a low of three twice this year, most recently at George Mason

BALANCED ATTACK

- The Hawks had five players score double figures against VCU, marking the first time that occurred this season

MAGIC NUMBER

- **Shavar Newkirk** surpassed the 900-career point mark at UMass and now has 922 points. The senior has played in 95 career games

JOINING THE SQUAD

- **Phil Martelli** has a new addition to his team of grandchildren, as Callan Claire was born to son Jimmy and daughter-in-law Julie last week
- The elder Martelli now has seven grandchildren with five girls and two boys

NON CONTACT

- As they have in recent years, the Hawks are limiting their number of fouls, ranking 10th in the nation in fewest fouls with 257
- The Hawks have only one disqualification in 16 games thus far
- Their opponents have gone to the line an average of 16.7 times per game; the Hawks are averaging 21.5 free throw attempts

MINUTE MAN

- **Shavar Newkirk**, who is less than a year away from having ACL surgery, played a career-high 43 minutes in the VCU win
- The senior currently leads the A-10 in minutes per game in league contests with a 38.6 average
- Newkirk, who was supposed to ease into his minutes this season, was forced into playing extra due to the injury to **Lamarr Kimble** and is now averaging 32.6 minutes in all games

TAYLOR'S TREYS

- **Taylor Funk** tops the team in three-pointers made with 49 and has made at least one in every game this season
- His single-game high is five threes against Princeton, Temple and St. John's; he's made four or more three pointers in seven games

NICK OF TIME

- Sophomore **Nick Robinson** had one of the best games of his young career vs. VCU as he posted a season-high 13 points and tied his personal best with eight rebounds

- More importantly, Robinson hit a career-best 11-for-14 of his free throws as the Hawks went a season-best 29-for-38 from the line
- He is converting a team-best 81 percent from the foul line in A-10 games

THREE-POINT WOES

- The Hawks struggled from three-point range at GW, hitting just 1-of-11 in the first half for a season-low 9.1 percent
- SJU warmed up slightly in the second half, going 3-for-6 from beyond the arc
- Saint Joseph's is shooting just 28.2 percent from three-point range in A-10 games

ON BOARD

- The Hawks lead the A-10 in defensive rebounding with 27.8, and rank second in defensive rebounding percentage at 75.5
- SJU has outrebounded its opponents six times this year

- **Pierfrancesco Oliva** tops the Hawks with 7.5 boards per game and ranks fourth in the A-10

LOSING LAMARR

- **Lamarr Kimble** is out for the season after re-injuring the fifth metatarsal of his left foot at Toledo. It was the same injury that occurred on Feb. 11, 2017 which required surgery and caused him to miss the final seven games of the 2016-17 season
- He had successful surgery on January 8 and is on the road to recovery
- The team captain averaged 15.5 ppg last year and led the team with 107 assists
- The junior has scored double figures 32 times in 61 games and has 599 career points

DEE-FENSE

- One of SJU's best defensive efforts came against Bucknell
- The Bison entered the game averaging 85 points, but ended up scoring just 70 points, hitting 34% of their field goals and 14% from three-point range
- In league play, Saint Joseph's shut down Matt Mobley of St. Bonaventure, limiting him to two points, well below his 18.7 average in the win on Jan. 6

- On the flip side, SJU's defense was not as strong at George Mason as the Hawks gave up 47 points in the first half, which was the highest first-half total by an opponent this year

WELCOME TO THE CLUB

- **James Demery** became the newest member of SJU's 1000-point club when he scored his fifth point early in the second half (19:13) of the VCU win; the senior finished the game with 13 points
- Demery is the 54th Hawk to reach the plateau in his career and now has 1,070 points

HAWK DOUBLES

Double-Figure Point Games

	'17-18	Streak	Career
James Demery	16	18^	56
Shavar Newkirk	15	11	39
Taylor Funk	10	--	10
Chris Clover	5	--	14
Pierfrancesco Oliva	2	--	4
Nick Robinson	1	--	5
Lorenzo Edwards	1	--	1
Anthony Longpré	1	--	1
Charlie Brown	--	17^	25
Markell Lodge	--	--	4
Lamarr Kimble	1	9^	33

20-Plus Point Games

	'17-18	Streak	Career
Shavar Newkirk	7	3	14
James Demery	4	1	6
Taylor Funk	2	--	2
Charlie Brown	--	--	1
Lamarr Kimble	--	--	4
Chris Clover	--	--	2

Double-Figure Rebound Games

	'17-18	Streak	Career
Pierfrancesco Oliva	4	--	4
James Demery	2	--	5
Shavar Newkirk	1	--	1
Markell Lodge	--	--	1

Double-Figure Assist Games

	'17-18	Streak	Career
Lamarr Kimble	--	--	1

Double-Doubles

	'17-18	Streak	Career
James Demery	2	--	5
Shavar Newkirk	2	--	2
Lamarr Kimble	--	--	1

TAKING ITS TOLL

- Saint Joseph's placed three players on the Preseason All-A-10 Teams, which is the most of any school, but two of them are sitting on the sidelines
- **Shavar Newkirk** earned A-10 2nd Team status and is the Hawks' leading scorer, but **Lamarr Kimble** (3rd Team) is sidelined for the year while **Charlie Brown, Jr.** (3rd Team) has yet to play
- Kimble's season-ending injury is the fifth in two years for SJU, and Brown has missed every game with his return yet to be determined
- The absence of Kimble and Brown leaves 769 total points (from last year) on the bench

STARRING SHAVAR

- **Shavar Newkirk** has scored in double figures in all but one game, making his return this season from an ACL injury
- He's averaging 17.9 points per game and ranks fifth in the A-10 in scoring
- Newkirk also ranks eighth in the league in assist/turnover ratio and sixth in steals
- The senior has posted the first two doubles-doubles of his career, in points and rebounds; the most recent was 23 points, 10 rebounds against St. Bonaventure

DEMERY'S DOUBLES

- **James Demery** has scored double figures in all 16 games, with a high of 25 at UIC; he's averaging a career-best 17.6 points per game
- He has two double-doubles this year, with the most recent coming against Maine (19 pts-10 rebs) and now has four in his career
- Demery has scored 20-plus points in three of the last five games

STREAK ENDER

- **Shavar Newkirk** saw his 17-game double-figure scoring streak come to an end vs. Harvard when he scored nine points, but he bounced back with 22 vs. Sacramento State
- It was the first single-digit game for Newkirk since March 18, 2016, when the Hawks defeated Cincinnati in the NCAA First Round
- He has scored double figures in 11 straight games since then

RALLY CAPS

- The Hawks rallied from a 12-point deficit with 11:51 left against Sacramento St. to earn the 74-69 win, which was the largest deficit overcome for a victory this season
- SJU was down 16 points with 5:25 left at Temple and went on a 14-4 run, helped by three three-pointers from **Taylor Funk**, to cut it to a four-point deficit with 1:32 to play; but the Hawks couldn't pull ahead, losing 81-78

FOUL BALL

- Free-throw shooting was one of the Hawks' glaring weaknesses last season and the struggles continue this year as SJU is converting just 68.1 percent from the line; however the Hawks are converting 74.4 percent in A-10 games
- **Shavar Newkirk** is shooting 79.6 percent while **Taylor Funk** is at 81 percent, with lesser attempts (21)
- The Hawks did have a season-best performance from the line in the VCU win, making 29-of-38; **Nick Robinson** led the way with a career-best 11-for-14 effort
- Prior to the VCU win, SJU was averaging 20.3 free throw attempts per game

DOING THE OTHER THINGS

- **Pierfrancesco Oliva** has achieved new career-highs in rebounds and assists this year and leads the Hawks in rebounding (7.5)
- He has four games of double-figure rebounds including a career-high of 18 against St. John's
- In the St. Bonaventure win, he had nine points, eight rebounds and eight assists

IRON MAN

- With the Hawks' short bench again this year, senior **James Demery** is averaging a career-high 35.5 minutes per game

LOOK AT LORENZO

- The play of redshirt freshman **Lorenzo Edwards** in the Wooden Legacy was a bright spot for the Hawks
- In the Sacramento State win he had 10 points, for his first-ever game in double figures, as well as a career-high nine rebounds
- Edwards redshirted the '16-17 season after having shoulder surgery last December

KEY TO THE CITY

- **James Demery** was named the Big 5 Co-Player of the Week for Jan. 8, earning honors for the first time in his career, as he averaged 18.5 points and 4.5 rebounds in two wins
- He scored a team-high 24 points in 85-78 win over St. Bonaventure, hitting 61.5 percent (8-13) from the field and had 13 points in the overtime win over VCU

TAYLOR MADE

- Freshman **Taylor Funk** was named the A-10 Rookie of the Week for Nov. 20 as he averaged 22.5 points in two wins while shooting 64% from 3-point range and 69% from the field
- Funk scored 22 points in the win over UIC, and sent the game into overtime by hitting a 3-pointer at 40.6 seconds
- He had a career-high 23 points against Princeton, making 7-of-8 field goals, with 5-of-6 from three-point range

FAB FROSH

- **Taylor Funk** scored 61 points in his first three collegiate games, a total which ranks as the second best debut in SJU history. The others with top career-beginning efforts are:
 - Bernard Blunt (1990-91) 67 pts
 - **Taylor Funk** (2017-18) 61 pts
 - Craig Amos (1988-89) 49 pts
 - Carl Jones (2009-10) 47 pts
 - DeAndre' Bembry (2013-14) 40 pts
 - Langston Galloway (2010-11) 32 pts

GOOD AS NEWKIRK

- **Shavar Newkirk** had an impressive debut at Toledo, less than 10 months after surgery to repair a tear to his ACL, suffered on Dec. 30
- The senior played 17 minutes and had 21 points, making 6-of-12 from the field
- **Phil Martelli** gave credit to the athletic trainer (Bill Lukasiewicz) and strength coach (Brian Bingaman) for their work with the senior, and praised Newkirk's "courage and heart", saying it is a "learned behavior"

STARTING OUT

- **Taylor Funk** made his first career start and **Nick Robinson** made his first of the year vs. St. John's, replacing **Shavar Newkirk** and **Anthony Longpré**, who were late for the team film session that day

HAWKS IN THE A-10 STATS

(thru games of Jan. 14)

	Category	All	A-10
James Demery	Scoring	7th	5th
	FG Pct.	14th	--
	Minutes	10th	5th-T
Taylor Funk	Scoring	22nd	--
	3FG Pct.	8th	--
	3FG Made	2nd	8th-T
Shavar Newkirk	Scoring	5th	8th
	Assists	12th	15th
	Ast/TO Ratio	8th	7th
	FT Pct.	13th	--
	Steals	6th-T	3rd
	Minutes	--	1st
P. Oliva	Rebounding	4th	--
	Assists	--	14th
	Ast/TO Ratio	12th	7th
	Def. Rebs.	5th	--
Blocks	15th	3rd	
Nick Robinson	Free Throws	--	11th
TEAM	Category	All	A-10
	Scoring Off	5th	6th
	Scoring Def	14th	9th
	Scoring Marg.	8th	7th
	FT Pct.	13th	5th
	FG Pct.	13th	11th
	FG Pct. Def	5th	10th
	3FG Pct.	11th	14th
	3FG Pct. Def	11th	11th
	Reb. Offense	3rd	8th
	Reb. Defense	14th	14th
	Reb. Margin	12th	13th
	Blocks	8th	7th
	Assists	8th	8th-T
Steals	6th	2nd	
TO Marg	5th	1st	
Ast/TO Ratio	2nd	3rd	
Off. Rebs	7th	10th	
Def. Rebs	1st	6th	
Def. Reb. Pct.	2nd	4th	
Off. Reb. Pct.	11th	13th	
3FG Made	6th	11th-T	

MAGIC NUMBER

- **Taylor Funk** leads SJU in three-pointers (49) and is wearing the same number (33) as a former Hawk sharpshooter, Pat Carroll
- Carroll was the 2005 A-10 Player of the Year and was SJU's leader in career three-point field goals (294) until Langston Galloway broke that record in 2014 with 343

RETURNING HAWKS

- The Hawks returned over 80 percent of their points (89%), rebounds (82%) and assists (88%) from last year, which was among the top numbers in the nation
- SJU's number of 89 percent of points returning and 88 percent of assists ranked as the fifth best numbers in the nation
- Saint Joseph's total of 82 percent of returning rebounds was tied for ninth best

DEAN OF COACHES

- Now in his 23rd season as Saint Joseph's head coach, **Phil Martelli** is the dean of A-10 coaches. He's the Hawks' leader in wins with a 421-302 record
- His record of 204-159 in A-10 play marks the most conference wins for any active coach and ranks second all-time in the league
- Martelli is one of 25 active D-1 coaches who are their schools' all-time wins leaders

HE'S BACK

- **Pierfrancesco "Checco" Oliva** is back in the lineup after missing the 2016-17 season with a knee injury
- Oliva, a starter in 30 games for the 2016 A-10 Champions, had a chronic knee condition that he aggravated in the summer of 2016 and required surgery with a year-long rehab

CHARTING CHARLIE

- A-10 All-Rookie selection **Charlie Brown, Jr.**, was the only freshman in Division I last year to average over 12-plus points (12.8), 5-plus rebounds (5.0), less than two turnovers (1.2) and shoot over 38 percent (38.5) from three-point range
- Brown was also the Hawks' best at the foul line, hitting 81.9 percent

FROM THE START

- **Anthony Longpré** became the fifth freshman in five years to be in the starting lineup on opening day
- Previous freshman starters for SJU were: **Pierfrancesco Oliva** (2015-16), **James Demery** (2014-15) and current Atlanta Hawk **DeAndre' Bemby** (2013-14)

THREE-POINT THREAT

- **Charlie Brown, Jr.**, set the SJU freshman record for three-pointers made last season with 71 and converted a team-best 38.4 percent from beyond the arc

AN UNUSUAL YEAR

- The Hawks returned five starters from a season that was unlike any other under **Phil Martelli**, as four players missed significant time with injuries in 2016-17
- The injured players, with games missed in () were: **Shavar Newkirk** (19), **Pierfrancesco Oliva** (entire season), **Lorenzo Edwards** (all but one game) and **Lamarr Kimble** (7)
- **James Demery** was also on the early-season injured list as he suffered a stress fracture in the 2016-17 season opener and missed 10 games • Martelli used eight different starting lineups last season and in the final few games the Hawks were down to 13 available players, with only nine on scholarship

TWIN TOWERS

- The Hawks welcomed a pair of 6-foot-9-plus forwards into the fold this year, with **Taylor Funk** and **Anthony Longpré**
- Funk averaged 24.3 ppg and made 64 three-pointers as a senior at Manheim Central (Pa.); he had 229 career three-pointers and is the school's all-time leading scorer (1,977 points)
- Longpré, who grew up in Quebec but played scholastically at Glenelg Country School (Md.), played for Canada's U19 National Team which won the gold medal at the FIBA U19 Basketball World Cup in Egypt, for their first-ever gold in international competition

CAPTAIN HAWK

- Junior **Lamarr Kimble** was chosen as team captain, marking the second year in a row that Kimble will serve in the role, as he was a tri-captain in 2016-17
- Last year he was the second sophomore in three seasons to be named a team captain, and the third all-time following **DeAndre' Bemby** (2014-15) and **Joe Oakes**, captain of the famed "Mighty Mites" team in 1936-37

NICK OF TIME

- With the injury to **Lamarr Kimble**, **Nick Robinson** will serve as the backup point guard again this season
- Kimble's injury in 2016-17 pressed Robinson into those duties for the final seven games of the year

MARKELL'S MARK

- **Markell Lodge** is the only Hawk who started all 31 games last season
- He is one of the most athletic players in school history and holds the SJU mark for vertical leap at 40 inches

A NEW MAN

- **Jai Williams** has lost over 60 pounds since coming to campus in 2013-14, now weighing in at 235 pounds
- He redshirted the '13-14 season to further his development

HAWKS IN THE NBA

- Saint Joseph's is currently represented in the NBA by three players:
- **Jameer Nelson** (Pelicans) - NBA All-Star in 2009, who is in his 14th year in the league
- **Langston Galloway** (Pistons) - was undrafted in 2014 but made the Knicks' squad as a free agent; played for the Pelicans and Kings before joining the Pistons this year
- **DeAndre' Bemby** (Hawks) - 21st overall draft pick in 2016, becoming the 33rd SJU player to be drafted, and the sixth to be taken in the first round

HOME AT HAGAN

- This marks the ninth season of the Hawks' home, Hagan Arena, after Alumni Memorial Fieldhouse underwent a renovation and expansion in 2008-09
- SJU is 76-51 at Hagan but owns an all-time record of 395-123 in 68 years on campus
- The Hawks are 4-1 at home thus far

POLLING PLACES

- Saint Joseph's was picked to finish third in the Atlantic 10 Preseason Poll
- It marked the highest preseason selection for Saint Joseph's since the 2012-13 campaign when the Hawks were picked first
- SJU has won two conference titles in the past four years, capturing the championship in both 2014 and 2016

CRADLE OF COACHES

- The Saint Joseph's coaching connection is an impressive one. A total of seven SJU graduates have gone on to become head coaches in the NBA, and SJU is tied with Illinois for second on the list of universities with alums that have served as NBA head coaches. Indiana tops the list with 11 graduates.
- Here is the list of former Hawks who have held positions as NBA head coaches:

Player (Class)	NBA Teams	Years
Jack Ramsay ('49)	Phila., Buf., Port., Ind.	21
Jim Lynam ('63)	L.A.Clippers, Phila., Wash.	10
Matt Guokas ('67)	Phila., Orlando	7
Paul Westhead ('61)	L.A. Lakers, Chicago, Denver	6
Jack McKinney ('57)	L.A. Lakers, Indiana	5
George Senesky ('43)	Philadelphia	3
Jim O'Brien ('74)	Indiana, Phila., Boston	8

ALL IN THE FAMILY

- **Phil Martelli's** staff consists of three former Hawk players, including his son, **Phil, Jr.**, who is in his first year as the director of program administration
- **Mark Bass**, now in his 19th year as assistant coach, was a junior on Martelli's first team in 1995-96, and helped SJU reach the NIT Final
- **Geoff Arnold** played for the Hawks from 1982-86, and was a member of the 1986 Atlantic 10 Championship team
- **Phil Martelli, Jr.**, was a member of the Hawks from 2000-03 and has been an assistant coach at Central Connecticut State, Niagara and Delaware

LOOKING AHEAD

- Saint Joseph's plays its second straight at home on Saturday hosting Fordham
- The Hawks will travel to St. Bonaventure on Jan. 24 to meet the Bonnies for the second time in less than three weeks

FREE THROW SHOOTING

Final 5:00 of game

Player	FTM	FTA	Pct.
Shavar Newkirk	30	37	.811
James Demery	20	27	.741
Taylor Funk	7	10	.700
Nick Robinson	3	5	.600
Pierfrancesco Oliva	4	9	.444
Total	64	88	.727

Final 1:00 of game

Player	FTM	FTA	Pct.
Nick Robinson	1	1	1.000
Shavar Newkirk	14	18	.778
James Demery	14	20	.700
Pierfrancesco Oliva	1	2	.500
Total	30	41	.732

LEADS/DEFICITS

Biggest Leads

	Lead	Result
Bucknell	20	83-70 Win
Washington St.	20	75-71 Loss
St. Bonaventure	17	85-78 Win
Massachusetts	16	72-69 Loss
Princeton	15	71-58 Win
Maine	14	72-59 Win

Biggest Deficits

	Deficit	Result
Villanova	41	94-53 Loss
George Washington	18	70-64 Loss
Toledo	17	98-87 Loss
Temple	16	81-78 Loss
Harvard	14	77-71 Loss
Sacramento State	12	74-69 Win
George Mason	12	79-81 Loss
UIC	11	86-82 Win ot

HONOR ROLL

James Demery

Big 5 Co-Player of the Week (1/8)

Taylor Funk

Atlantic 10 Rookie of the Week (11/20)

Shavar Newkirk

Preseason All-A-10 2nd Team

Lamarr Kimble

Preseason All-A-10 3rd Team

Charlie Brown, Jr.

Preseason All-A-10 3rd Team

THE LAST TIME . . .

SAINT JOSEPH'S . . .

Won in overtime 78-71 vs. VCU, 1/3/18
 Lost in overtime 70-60 vs. St. Bonaventure, 2/21/15
 Won in double overtime 83-81 over Lafayette, 12/29/00
 Lost in double overtime 86-83 to Fordham, 2/4/17
 Won in triple overtime 92-86 over Rhode Island, 1/10/09
 Played a Top 10 opponent 94-53 loss to #4 Villanova, 12/2/17
 Played a ranked opponent 94-53 loss to #4 Villanova, 12/2/17
 Defeated a Top 10 opponent 71-66 win over #8 Xavier, 3/6/08
 Defeated a Top 25 opponent 79-70 win over #15/13 Dayton, 2/17/16
 Was ranked in the Top 25 #25 by USA Today, 3/14/16
 Won by 50 points or more 114-63 (51 pts) over St. Bonaventure, 1/24/04
 Won by 40-49 points 82-42 (40 pts) over Penn, 1/19/08
 Won by 30-39 points 81-44 (37 pts) over Rhode Island, 3/6/13
 Won by 20-29 points 92-63 (29 pts) over Lafayette, 12/22/16
 Scored 100 points or more 114-63 win over St. Bonaventure, 1/24/04
 Scored less than 50 points 60-49 loss to St. Bonaventure, 3/12/15
 Shot 60 percent or better 64.8% vs. VCU, 3/13/16
 Shot 50-59 percent 52.8% at Fordham, 1/7/17
 Shot under 30 percent 25.5% vs. St. Bonaventure, 3/12/15
 Made 10 or more 3-point field goals 10 at George Mason, 1/10/18
 Did not make any 3-point field goals 0 vs. Massachusetts, 2/26/09
 Made 25 or more free throws 29 vs. VCU, 1/3/18
 Totaled 50 or more rebounds 58 at Princeton, 12/14/16
 Had less than 25 rebounds 19 at La Salle, 2/16/13
 Totaled 20 or more assists 21 vs. Saint Louis, 2/28/16
 Had 20 or more turnovers 20 at #20 VCU, 1/10/15
 Had 15 or more steals 15 vs. Lehigh, 12/20/09
 Had 10 or more blocks 10 at Duquesne, 1/12/13
 Had 4 players in double figures at George Mason, 1/10/18
 Had 5 players in double figures vs. VCU, 1/3/18

A SAINT JOSEPH'S PLAYER . . .

Scored 40 or more points 47, Tony Costner vs. Ak.-Anchorage, 12/30/83**
 Scored 30 or more points 30, DeAndre' Bemby vs. VCU, 3/13/16
 Scored 25-29 points: 26, Shavar Newkirk vs. St. John's, 12/20/17
 Scored 20-24 points: 22, Shavar Newkirk, James Demery at UMass, 1/14/18
 Made 8 or more 3-point field goals: 10, Langston Galloway vs. Fordham, 2/22/14 **
 Made 10 or more free throws: 11, Shavar Newkirk vs. St. Bonaventure, 1/6/18
 Shot 100 percent from the field (min. 5 md) 6-for-6, Ronald Roberts, Jr. vs. VCU, 3/16/14
 Attempted 15 or more free throws: 15, DeAndre' Bemby vs. Drexel, 11/13/15
 Attempted 20 or more field goals: 23, Shavar Newkirk at UMass, 1/14/18
 Had 10-19 rebounds: 18, Pierfrancesco Oliva vs. St. John's, 12/20/17
 Had 20 or more rebounds: 20, Ahmad Nivins vs. Rhode Island, 1/10/09
 Had 10 or more blocks: 10, Dwayne Jones vs. St. Bonaventure, 3/19/05
 Had 5-9 blocks: 5, Javon Baumann at La Salle, 1/27/15
 Had 5 or more steals: 5, DeAndre' Bemby at La Salle, 1/27/15
 Had 10 or more assists: 12, Halil Kanacevic at Penn, 1/18/14
 Had a double-double: Shavar Newkirk vs. St. Bonaventure 1/6/18
 (23 pts, 10 rbs)
 Had a triple-double: Dwayne Jones (11 pts, 11 rebs, 10 blk)
 vs. St. Bonaventure, 2/19/05
 Played 40 minutes (in regulation): James Demery vs. Sacramento State, 11/26/17

AN OPPONENT . . .

Scored less than 50 points 42 by Loyola Maryland, 12/9/14
 Scored less than 40 points 35 by Yale, 11/12/12
 Shot under 30 percent 28.3% by Loyola Maryland, 12/9/14
 Shot 60 percent or better 63.5% by St. Bonaventure (3/2/16)

HAWK LEADERS

(number of games led in each category; includes shared highs)

	<u>Points</u>	<u>Rebounds</u>	<u>Assists</u>	<u>Steals</u>	<u>Blocks</u>
Shavar Newkirk	8	3	8	7	2
James Demery	8	6	0	6	5
Nick Robinson	0	2	2	2	2
Taylor Funk	2	2	1	0	4
Anthony Longpré	0	2	2	2	3
Pierfrancesco Oliva	0	4	5	2	7
Lorenzo Edwards	0	1	0	1	3
Jai Williams	0	0	0	0	2
Chris Clover	0	0	0	2	2
Markell Lodge	0	0	0	1	2

STATS BY HALF

	<u>SJU</u>	<u>Opponents</u>
Points	High: 49 at Temple (2nd) Low: 23 at GW (1st)	53 by Villanova (2nd), Toledo (2nd) 25 by UMass (1st)
Rebounds	High: 27 (2x) last at Bucknell (2nd) Low: 9 at Toledo (1st)	
Assists	High: 14 at UIC (1st) Low: 3 at GW (1st)	
FG%	High: 58.1% at Toledo (2nd) Low: 26.7% vs. Harvard (1st)	63.0% by UMass (2nd) 25.0% by Bucknell (1st)
3-pt FG%	High: 58.3% at Toledo (2nd) Low: 9.1% at UMass (1st), at GW (1st)	71.4% by UMass (2nd) 12.5% by Bucknell (1st)
FT%	High: 100% (4-4) vs. Villanova (2nd) Low: 33.3% vs. Washington State (1st)	

INDIVIDUAL HIGHS BY HALF

Points	17, Shavar Newkirk vs. St. John's (2nd)
Rebounds	13, Pierfrancesco Oliva vs. St. John's (2nd)
Assists	6, Shavar Newkirk (2x) last at UMass (1st)
Blocks	2, Lorenzo Edwards vs. Washington St. (1st)
FG Made	6, Chris Clover at George Mason (1st)
3-pt FG Made	4, Chris Clover vs. Bucknell (1st)
FT Made	9, Shavar Newkirk vs. Sacramento St. (2nd)

STARTERS

	G	G	F	F	F	Record
Toledo	Newkirk	Kimble	Demery	Oliva	Longpré	0-1
Illinois-Chicago	Newkirk	Clover	Demery	Oliva	Longpré	1-0
Princeton	Newkirk	Clover	Demery	Oliva	Longpré	2-0
Washington State	Newkirk	Clover	Demery	Oliva	Longpré	2-1
Harvard	Newkirk	Clover	Demery	Oliva	Longpré	2-2
Sacramento State	Newkirk	Clover	Demery	Oliva	Longpré	3-2
Bucknell	Newkirk	Clover	Demery	Oliva	Longpré	4-2
Villanova	Newkirk	Clover	Demery	Oliva	Longpré	4-3
Temple	Newkirk	Clover	Demery	Oliva	Longpré	4-4
Maine	Newkirk	Clover	Demery	Oliva	Longpré	5-4
St. John's	Robinson	Clover	Demery	Oliva	Funk	0-1
George Washington	Newkirk	Clover	Demery	Oliva	Longpré	5-5
VCU	Newkirk	Clover	Demery	Oliva	Funk	1-0
St. Bonaventure	Newkirk	Clover	Demery	Oliva	Funk	2-0
George Mason	Newkirk	Clover	Demery	Oliva	Funk	2-1
Massachusetts	Newkirk	Clover	Demery	Longpré	Funk	0-1
Dayton						
Fordham						
St. Bonaventure						
Penn						
Saint Louis						
La Salle						
Davidson						
Massachusetts						
Fordham						
Duquesne						
George Mason						
Richmond						
Rhode Island						
La Salle						

HAWKS BY THE NUMBERS

SJU's Record in Games....

Decided by 5 points or less	2-5
Decided by 6-10 points	2-2
Decided by 11 points or more	3-2
Played during the day	2-6
Played at night	4-4
Televised	4-7
Home	5-1
Away	1-5
Neutral	1-3
In Overtime	2-0
In November	4-3
In December	1-4
In January	2-2
In white uniforms	6-4
In crimson uniforms	1-6
When winning the opening tip-off	4-4

SJU's Record When Scoring....

Less than 60 points	0-1
60-69 points	0-2
70-79 points	3-5
80-89 points	4-1
90-99 points	0-0

SJU's Record When Allowing....

Less than 60 points	2-0
60-69 points	1-0
70-79 points	2-5
80-89 points	2-2
90-100 points	0-2

SJU's Record When....

Leading at the half	6-2
Trailing at the half	1-7
Tied at the half	0-0

SJU's Record When Shooting...

50% or better	0-0
Less than 50%	6-9
Less than 30%	0-0
Better than opponent	5-1
Worse than opponent	2-8

SJU's Record When...

Outrebounding opponent	2-5
Outrebounded by opponent	5-4
Equal rebounds as opponent	0-0
Fewer TOs than opponent	5-7
More TOs than opponent	2-2
Equal TOs as opponent	0-0
Committing 14 or fewer TOs	6-8
Committing 15 or more TOs	1-1
Newkirk scores double figures	7-8
Demery scores double figures	7-9
Funk scores double figures	5-6
Four players score double figures	3-4
Five players score double figures	1-0

MISCELLANEOUS STATS

Largest winning margin: 13 vs. Maine, Bucknell, Princeton
Largest lead in a game: 20 vs. Bucknell, Washington St.
Largest margin of defeat: 41 vs. Villanova
Largest deficit in a game: 41 vs. Villanova
Largest deficit overcome to win: 12 vs. Sacramento St.
Largest winning margin lost: 20 vs. Wash. St.



PHIL MARTELLI

Head Coach

23rd Season - 421-302

In 23 seasons as head coach at Saint Joseph's, **Phil Martelli** has built a program that is consistently one of the top in the conference, a perennial post-season participant and a key player on the national scene. In doing so, he has earned his place among the top coaches in the school's storied history while becoming one of the more respected coaches in the game.

Martelli is the Hawks' all-time leader in career victories with a mark of 421-302. Setting the school record for wins in a season (30) in 2004, Martelli has guided SJU to 20 or more victories nine times in 23 seasons, which is the most for any Hawk coach. His record of 204-159 in Atlantic 10 play is the most conference wins for any active coach and ranks second all-time in the league.

Martelli Highlights:

- He has taken SJU to the postseason in four of the last six years, and 13 times in the 22 seasons previous to this one, while winning three Atlantic 10 Championships (1997, 2014, 2016)
- Martelli's 18 postseason wins (7 NCAA, 11 NIT) are the most in school history
- His 2015-16 team compiled a 28-8 record for the second-most victories for a Hawk team, won its second Atlantic 10 title in three seasons and advanced to the NCAA Second Round for the first time since 2004
- Four of his players have been named the Atlantic 10 Player of the Year, with the most recent being DeAndre' Bemby in 2015-16
- In 2013-14, his veteran team turned in one of the more memorable seasons in school history, adding another A-10 Championship to his résumé as SJU went 24-10 and reached the NCAA Tournament for the sixth time under Martelli, falling to eventual national champion Connecticut in overtime
- Seven players have reached the NBA, including first round draft picks DeAndre' Bemby (2016), Jameer Nelson (2004) and Delonte West (2004) and a second-round selection, Ahmad Nivins (2009). Dwayne Jones and Ronald Roberts, Jr. had NBA stints while undrafted free agent Langston Galloway earned All-Rookie Second Team honors with the New York Knicks in 2015. Nelson (New Orleans), Galloway (Detroit) and Bemby (Atlanta) are currently playing in the NBA
- In 2003-04, he guided a squad that became the most compelling story in college basketball - the Hawks went undefeated in the regular season, were the top-ranked team in the nation and earned the school's first-ever number-one seed in the NCAA Tournament, advancing to the Elite Eight
- Joined with Jameer Nelson to sweep the National Coach and Player of the Year awards in 2004, marking one of the few times in history that the top player and coach were from the same school
- Current member of the NCAA Division I Basketball Oversight Committee; previously served the game as a Past President of the NABC's Board of Directors, and the NCAA Division I Men's Basketball Ethics Coalition
- Is very involved with Coaches vs. Cancer, is the chair of the National Council, and the co-chair of the Philadelphia chapter, which is one of the largest fundraising groups in this effort in the nation
- Was the co-recipient of the Circle of Honor Award given by the American Cancer Society in 2017, honored along with Temple's Fran Dunphy
- Has spent a total of 33 years with the Hawks' program, serving as an assistant coach for 10 years prior to attaining the top job in July, 1995

MARTELLI YEAR-BY-YEAR

YEAR	OVERALL		A-10		POSTSEASON
	W	L	W	L	
1995-96	19	13	9	7	NIT Runner-up
1996-97	26	7	13	3*	NCAA Sweet 16
1997-98	11	17	3	13	
1998-99	12	18	5	11	
1999-00	13	16	7	9	
2000-01	26	7	14	2	NCAA 2nd Round
2001-02	19	12	12	4	NIT 2nd Round
2002-03	23	7	12	4	NCAA 1st Round
2003-04	30	2	16	0	NCAA Elite Eight
2004-05	24	12	14	2	NIT Runner-up
2005-06	19	14	9	7	NIT 2nd Round
2006-07	18	14	9	7	
2007-08	21	13	9	7	NCAA 1st Round
2008-09	17	15	9	7	
2009-10	11	20	5	11	
2010-11	11	22	4	12	
2011-12	20	14	9	7	NIT 1st Round
2012-13	18	14	8	8	NIT 1st Round
2013-14	24	10	11	5*	NCAA 1st Round
2014-15	13	18	7	11	
2015-16	28	8	13	5*	NCAA 2nd Round
2016-17	11	20	4	14	
2017-18	7	9	2	3	
Totals	421	302	204	159	6 NCAA, 6 NIT

* Atlantic 10 Champion

THE MARTELLI FILE

Career Record: 421-301 (23 years)

Atlantic 10 Record: 204-158

Postseason Record: 18-13 (overall); 7-7 (NCAA Tournament)

Birthdate: August 31, 1954

Hometown: Media, Pa.

Education: Widener University, 1976

Playing Career: Widener University, 1972-76

College Coaching Career: Head Coach, Saint Joseph's University, July 20, 1995 to present; Assistant Coach, Saint Joseph's, 1985-86 to 1994-95.

Family: Wife, Judy; children - Phil, Jr., Jimmy, Elizabeth; grandchildren Philip Stephen, Marra, Avery, Brynley, Madalyn, Nolan and Callan

Honors: 2004 Consensus National Coach of the Year; Atlantic 10 Coach of the Year (2005, 2004, 2001, 1997); USBWA District Coach of the Year (2004, 1997); Philadelphia Big 5 Coach of the Year (2016, 2004, 1997, 1996); Honorary Doctorates - Widener University 2004, Cabrini College 2006, Immaculata University 2010

MARTELLI VS....

Dayton	15-16
Fordham	31-5
St. Bonaventure	28-14

THE HAWK

One of the most famous mascots in college sports, the Saint Joseph's Hawk is in its 62nd year in 2017-18.

The Hawk is best known for staying in constant motion by flapping its wings throughout every basketball game and representing the Saint Joseph's motto, "The Hawk Will Never Die".

The idea for the Hawk as a mascot was originated by Jim Brennan during the 1954-55 season. Brennan, an ex-Marine and SJU cheerleader, at first wanted to secure an actual hawk, but later switched to the costume idea. The student government raised the 120 dollars needed to buy the initial costume, which Brennan donned for three years. He made his debut as the Hawk on January 4, 1956, a 69-56 win over La Salle at the Palestra. The Hawk has not missed a men's basketball game since that first season.



In addition to the constant flapping, the Hawk is also recognized by its "flying" in figure eights around the court during timeouts. The constant motion, coupled with the scrappy play of the University's athletic teams, helped to spawn the school's familiar slogan "The Hawk Will Never Die!" A few years ago, ESPN used a "flap-o-meter" on the national telecast of a Saint Joseph's game to estimate that the Hawk flaps its wings 3,500 times during a regulation game.

The Hawk is unique because it is one of the few mascots in the nation that travels to every game, and the student who holds the position gains a tuition scholarship. The student, who is selected through an interview process during the previous spring semester, also serves as a team manager for the men's basketball team and travels with the squad.

Mikaela Bakey becomes the 38th student, and the third female, to serve as the Hawk mascot. She is a senior accounting and risk management major from Mullica Hill, N.J.

SAINT JOSEPH'S

The corporate title of "Saint" Joseph's University, which has been in place since Saint Joseph's was granted university status by the Commonwealth of Pennsylvania in 1979, is the public title of the institution for all aspects of its operations.

Official reference: Saint Joseph's University
Saint Joseph's

Acceptable in headlines or informal references:

Saint Joseph's

SJU

St. Joe's

UNACCEPTABLE: St. Joseph's

ON THE AIR

TV/VIDEO: Saint Joseph's fans will be able to watch all 30 men's basketball regular-season games either on television or online via the Atlantic 10 Digital Network. The Hawks will have at least 13 games televised nationally on the ESPN Networks, NBC Sports Network and CBS Sports Network.

RADIO: Saint Joseph's University has entered into a partnership with Talk Radio 1210 WPHT AM to broadcast the majority of its men's basketball games during the 2017-18 season. Talk Radio 1210 WPHT will air 23 of the Hawks' 30 regular-season games this year, while at least two games will air on News Talk 990 AM WNTP, and others on HD Radio, 98.1 WOGL HD 2. The Saint Joseph's Sports Network team of Matt Martucci and Lunardi will return for their ninth season together, with Lunardi marking his 28th year as the color analyst.

VIDEO STREAMING: This season, live video broadcasts of many SJU games can be viewed through the Atlantic 10 Digital Network (SJUHawks.com). A subscription is necessary. (See schedule on pg. 2)

INTERNET: Information for Saint Joseph's basketball is found at SJU's athletics website, www.SJUHawks.com with statistics, updated game notes, and live in-game statistics for all Hawk home games, and selected road games. Through Hawks All-Access, fans can follow every home game through audio streaming as well as video streaming for non-televised games. All road games are covered with audio streaming while video streaming also available for most. Video features on the team will also be available on the site.

PHIL MARTELLI'S HAWKTALK RADIO SHOW: Phil Martelli's "HawkTalk" Radio Show takes place every Thursday from 7 to 8 p.m., with the broadcast live from JD McGillicuddy's in Havertown, Pa. Live streaming audio is on SJUHawks.com while the show will also be podcast on Talk Radio 1210's website for listening anytime. The show's schedule is: December 28; January 4; January 11; January 18; January 25; February 1; February 8; February 15; February 22; and March 1.



For articles on the Hawks, go to
"Hawks in the News" on SJUHawks.com
<http://tinyurl.com/SJUClippings18>

Media Guide Online at SJUHawks.com
<http://tinyurl.com/SJUMediaGuide18>

CAREER HIGHS

#10 GERALD BLOUNT

PTS: 2 vs. Columbia (11/14/16)
REB: 1 (3x) last at Dayton (2/7/17)
FGM: --
FGA: 1 at Villanova (12/3/16)
3FGM: --
3FGA: --
FTM: 2 vs. Columbia (11/14/16)
FTA: 2 (2x) last vs. Lafayette (12/22/16)
AST: --
BLK: --
STL: 1 vs. Lafayette (12/22/16)
TO: 1 (3x) last at Dayton (2/7/17)
MIN: 4 (2x) last at Dayton (2/7/17)

#2 CHARLIE BROWN

PTS: 22 vs. Fordham (2/4/17)
REB: 9 vs. Penn (1/21/17)
FGM: 7 vs. Fordham (2/4/17)
FGA: 18 at La Salle (2/18/17)
3FGM: 6 vs. Fordham (2/4/17)
3FGA: 11 (2x) last at Dayton (2/7/17)
FTM: 7 (2x) last vs. La Salle (1/28/17)
FTA: 9 at VCU (2/14/17)
AST: 3 vs. Lafayette (12/22/16)
BLK: 2 (5x) last vs. St. Bonaventure (2/22/17)
STL: 3 (2x) last vs. NC State (11/21/16)
TO: 3 (4x) last at Duquesne (3/4/17)
MIN: 46 vs. Fordham (2/4/17)

#3 MICHAEL BOOTH

PTS: 3 at Illinois State (12/18/16)
REB: 2 vs. Lafayette (12/22/16)
FGM: 1 at Illinois State (12/18/16)
FGA: 2 vs. Lafayette (12/22/16)
3FGM: 1 at Illinois State (12/18/16)
3FGA: 1 (4x) last vs. Lafayette (12/22/16)
FTM: 2 vs. Virginia Tech (12/22/15)
FTA: 2 (2x) last vs. Virginia Tech (12/22/15)
AST: --
BLK: --
STL: --
TO: 1 (2x) last at Rhode Island (1/3/17)
MIN: 3 vs. Lafayette (12/22/16)

#15 CHRIS CLOVER

PTS: 21 (2x) last at VCU (2/14/17)
REB: 9 at Temple (12/9/17)
FGM: 8 (2x) last at George Mason (1/10/18)
FGA: 18 at Duquesne (3/4/17)
3FGM: 4 (3x) last vs. Bucknell (11/29/17)
3FGA: 7 (2x) last at Temple (12/9/17)
FTM: 8 at Duquesne (3/4/17)
FTA: 8 at Duquesne (3/4/17)
AST: 5 vs. La Salle (1/28/17)
BLK: 1 at UIC (11/13/17)
STL: 4 vs. Sacramento State (11/26/17)
TO: 3 (3x) last vs. St. Bonaventure (2/22/17)
MIN: 40 at Duquesne (3/4/17)

#25 JAMES DEMERY

PTS: 27 at Fordham (1/7/17)
REB: 11 (2x) last at VCU (2/14/17)
FGM: 10 (2x) last at UIC (11/13/17)
FGA: 20 at UIC (11/13/17)
3FGM: 3 at George Mason (1/13/16)
3FGA: 4 (3x) last vs. St. Bonaventure (1/6/18)
FTM: 9 (4x) last vs. Sacramento State (11/26/17)
FTA: 15 vs. Fordham (2/4/17)
AST: 5 at La Salle (2/18/17)
BLK: 2 (2x) last vs. Penn (1/21/17)
STL: 3 (5x) last vs. VCU (1/3/18)
TO: 6 (2x) last at VCU (2/14/17)
MIN: 44 vs. Fordham (2/4/17)

#22 LORENZO EDWARDS

PTS: 10 vs. Sacramento State (11/26/17)
REB: 9 vs. Sacramento State (11/26/17)
FGM: 4 vs. Sacramento State (11/26/17)
FGA: 9 vs. Sacramento State (11/26/17)
3FGM: 2 vs. Sacramento State (11/26/17)
3FGA: 6 vs. Sacramento State (11/26/17)
FTM: 4 vs. Harvard (11/24/17)
FTA: 4 vs. Harvard (11/24/17)
AST: 1 at UIC (11/13/17)
BLK: 2 at Temple (12/9/17)
STL: 2 vs. Villanova (12/2/17)
TO: 1 (3x) last vs. Harvard (11/24/17)
MIN: 22 vs. Villanova (12/2/17)

#33 TAYLOR FUNK

PTS: 23 vs. Princeton (11/18/17)
REB: 9 (2x) last vs. Harvard (11/24/17)
FGM: 9 at UIC (11/13/17)
FGA: 17 vs. St. John's (12/20/17)
3FGM: 5 (3x) last vs. St. John's (12/20/17)
3FGA: 15 vs. St. John's (12/20/17)
FTM: 5 vs. VCU (1/3/18)
FTA: 5 vs. VCU (1/3/18)
AST: 3 (3x) last vs. St. Bonaventure (1/6/18)
BLK: 2 at Toledo (11/11/17)
STL: 2 at UIC (11/13/17)
TO: 4 at Temple (12/9/17)
MIN: 33 (2x) last vs. VCU (1/3/18)

#0 LAMARR KIMBLE

PTS: 26 vs. Loyola Chicago (11/18/16)
REB: 9 at Fordham (1/7/17)
FGM: 10 vs. Loyola Chicago (11/18/16)
FGA: 18 (4x) last at Dayton (2/7/17)
3FGM: 5 vs. Loyola Chicago (11/18/16)
3FGA: 8 (4x) last at Dayton (2/7/17)
FTM: 9 vs. Penn (1/21/17)
FTA: 11 vs. Penn (1/21/17)
AST: 10 at Dayton (2/7/17)
BLK: 1 (6x) last vs. Richmond (1/14/17)
STL: 3 vs. Lafayette (12/22/16)
TO: 9 at Massachusetts (1/18/17)
MIN: 50 vs. Fordham (2/4/17)

#23 MARKELL LODGE

PTS: 11 at Massachusetts (1/18/17)
REB: 10 at Villanova (12/3/16)
FGM: 5 (4x) last vs. St. Bonaventure (2/22/17)
FGA: 7 at Rhode Island (1/3/17)
3FGM: --
3FGA: --
FTM: 4 vs. Ole Miss (11/20/16)
FTA: 5 (2x) last vs. Fordham (2/4/17)
AST: 1 at Massachusetts (1/18/17)
BLK: 4 vs. St. Bonaventure (2/22/17)
STL: 2 at George Washington (12/30/17)
TO: 1 (11x) last at Massachusetts (1/14/18)
MIN: 36 vs. Fordham (2/4/17)

#12 ANTHONY LONGPRE'

PTS: 11 at Massachusetts (1/14/18)
REB: 7 at Massachusetts (1/14/18)
FGM: 3 (4x) last at Massachusetts (1/14/18)
FGA: 9 at Massachusetts (1/14/18)
3FGM: 2 (5x) last at Massachusetts (1/14/18)
3FGA: 5 at Temple (12/9/17)
FTM: 3 at Massachusetts (1/14/18)
FTA: 4 at Massachusetts (1/14/18)
AST: 7 at Massachusetts (1/14/18)
BLK: 2 (2x) last at UIC (11/13/17)
STL: 2 vs. Bucknell (11/29/17)
TO: 3 at Massachusetts (1/14/18)
MIN: 31 at Massachusetts (1/14/18)

#1 SHAVAR NEWKIRK

PTS: 28 vs. Toledo (11/12/16)
REB: 10 (2x) last vs. St. Bonaventure (1/6/18)
FGM: 11 vs. St. John's (12/20/17)
FGA: 23 at Massachusetts (1/14/18)
3FGM: 4 (3x) last vs. Lafayette (12/22/16)
3FGA: 14 vs. Washington St (11/23/17)
FTM: 11 (2x) last vs. St. Bonaventure (1/6/18)
FTA: 14 (2x) last vs. St. Bonaventure (1/6/18)
AST: 9 vs. Villanova (12/1/15)
BLK: 2 at Gonzaga (11/19/14)
STL: 5 vs. St. Bonaventure (1/6/18)
TO: 7 at Illinois State (12/18/16)
MIN: 43 vs. VCU (1/3/18)

#24 PIERFRANCESCO OLIVA

PTS: 16 vs. Harvard (11/24/17)
REB: 18 vs. St. John's (12/20/17)
FGM: 6 vs. Harvard (11/24/17)
FGA: 10 vs. Niagara (11/15/15)
3FGM: 3 at George Washington (2/10/16)
3FGA: 6 vs. Niagara (11/15/15)
FTM: 4 (4x) last vs. VCU (1/3/18)
FTA: 8 vs. Washington St (11/23/17)
AST: 8 vs. St. Bonaventure (1/6/18)
BLK: 3 (2x) vs. Old Dominion (11/22/15)
STL: 2 (4x) last vs. Washington St (11/23/17)
TO: 4 vs. St. Bonaventure (1/6/18)
MIN: 38 at UIC (11/13/17)

#5 NICK ROBINSON

PTS: 14 vs. Richmond (1/14/17)
REB: 8 (3x) last vs. VCU (1/3/18)
FGM: 5 vs. Massachusetts (2/11/17)
FGA: 10 vs. Massachusetts (2/11/17)
3FGM: 2 vs. Temple (11/30/16)
3FGA: 4 at Drexel (12/11/16)
FTM: 11 vs. VCU (1/3/18)
FTA: 14 vs. VCU (1/3/18)
AST: 7 vs. Massachusetts (3/8/17)
BLK: 2 (2x) last vs. Fordham (2/4/17)
STL: 3 vs. Maine (12/17/17)
TO: 5 vs. St. John's (12/20/17)
MIN: 38 at Dayton (2/7/17)

#21 KYLE THOMPSON

PTS: 2 vs. Loyola Maryland (12/9/14)
REB: 2 vs. Illinois State (12/19/15)
FGM: 1 vs. Loyola Maryland (12/9/14)
FGA: 1 (5x) last at Rhode Island (1/3/17)
3FGM: --
3FGA: 1 at Fordham (2/6/16)
FTM: 1 (3x) last vs. Columbia (11/14/16)
FTA: 2 (4x) last vs. Lafayette (12/22/16)
AST: 1 (3x) last at Illinois State (12/18/16)
BLK: --
STL: --
TO: 1 (2x) last at Fordham (1/7/17)
MIN: 4 vs. Lafayette (12/22/16)

#32 JAI WILLIAMS

PTS: 8 (2x) last at Dayton (2/7/17)
REB: 8 (2x) last at Saint Louis (2/25/17)
AST: 1 (2x) last vs. Massachusetts (3/8/17)
FGM: 4 at Dayton (2/7/17)
FGA: 5 vs. Rhode Island (3/1/17)
3FGM: --
3FGA: --
FTM: 4 vs. NC State (11/21/16)
FTA: 4 (2x) last at Duquesne (3/4/17)
BLK: 2 at Saint Louis (2/25/17)
STL: 2 at VCU (2/14/17)
TO: 2 (5x) last at La Salle (2/18/17)
MIN: 25 vs. La Salle (1/28/17)

SEASON HIGHS

#10 GERALD BLOUNT

PTS: --
 REB: --
 FGM: --
 FGA: --
 3FGM: --
 3FGA: --
 FTM: --
 FTA: --
 AST: --
 BLK: --
 STL: --
 TO: --
 MIN: --

#2 CHARLIE BROWN

PTS: --
 REB: --
 FGM: --
 FGA: --
 3FGM: --
 3FGA: --
 FTM: --
 FTA: --
 AST: --
 BLK: --
 STL: --
 TO: --
 MIN: --

#3 MIKE BOOTH

PTS: --
 REB: --
 FGM: --
 FGA: 1 vs. Villanova (12/2/17)
 3FGM: --
 3FGA: --
 FTM: --
 FTA: --
 AST: --
 BLK: --
 STL: --
 TO: --
 MIN: 1 vs. Bucknell (11/29/17)

#15 CHRIS CLOVER

PTS: 19 at George Mason (1/10/18)
 REB: 9 vs. Temple (12/9/17)
 FGM: 8 at George Mason (1/10/18)
 FGA: 14 at George Mason (1/10/18)
 3FGM: 4 vs. Bucknell (11/29/17)
 3FGA: 7 vs. Temple (12/9/17)
 FTM: 3 vs. Temple (12/9/17)
 FTA: 4 (2x) last vs. Temple (12/9/17)
 AST: 3 vs. Temple (12/9/17)
 BLK: 1 at UIC (11/13/17)
 STL: 4 vs. Sacramento State (11/26/17)
 TO: 4 vs. St. John's (12/20/17)
 MIN: 33 (3x) last at George Mason (1/10/18)

#25 JAMES DEMERY

PTS: 25 at UIC (11/13/17)
 REB: 10 (2x) last vs. Maine (12/17/17)
 FGM: 10 at UIC (11/13/17)
 FGA: 20 at UIC (11/13/17)
 3FGM: 2 vs. St. Bonaventure (1/6/18)
 3FGA: 5 vs. Princeton (11/18/17)
 FTM: 9 vs. Sacramento State (11/26/17)
 FTA: 10 vs. Sacramento State (11/26/17)
 AST: 4 vs. Temple (12/9/17)
 BLK: 1 (4x) last vs. Temple (12/9/17)
 STL: 3 (4x) last vs. VCU (1/3/18)
 TO: 3 (2x) last vs. St. John's (12/20/17)
 MIN: 40 (2x) last vs. Sacramento State (11/26/17)

#22 LORENZO EDWARDS

PTS: 10 vs. Sacramento State (11/26/17)
 REB: 9 vs. Sacramento State (11/26/17)
 FGM: 4 vs. Sacramento State (11/26/17)
 FGA: 9 vs. Sacramento State (11/26/17)
 3FGM: 2 vs. Sacramento State (11/26/17)
 3FGA: 6 vs. Sacramento State (11/26/17)
 FTM: 4 vs. Harvard (11/24/17)
 FTA: 4 vs. Harvard (11/24/17)
 AST: 1 at UIC (11/13/17)
 BLK: 2 at Temple (12/9/17)
 STL: 2 vs. Villanova (12/2/17)
 TO: 1 (3x) last vs. Harvard (11/24/17)
 MIN: 22 vs. Villanova (12/2/17)

#33 TAYLOR FUNK

PTS: 23 vs. Princeton (11/18/17)
 REB: 9 (2x) last vs. Harvard (11/24/17)
 FGM: 9 at UIC (11/13/17)
 FGA: 17 vs. St. John's (12/20/17)
 3FGM: 5 (3x) last vs. St. John's (12/20/17)
 3FGA: 15 vs. St. John's (12/20/17)
 FTM: 5 vs. VCU (1/3/18)
 FTA: 5 vs. VCU (1/3/18)
 AST: 3 (3x) last vs. St. Bonaventure (1/6/18)
 BLK: 2 at Toledo (11/11/17)
 STL: 2 at UIC (11/13/17)
 TO: 4 at Temple (12/9/17)
 MIN: 33 (2x) last vs. VCU (1/3/18)

#0 LAMARR KIMBLE

PTS: 10 at Toledo (11/11/17)
 REB: 1 at Toledo (11/11/17)
 FGM: 4 at Toledo (11/11/17)
 FGA: at Toledo (11/11/17)
 3FGM: 2 at Toledo (11/11/17)
 3FGA: 4 at Toledo (11/11/17)
 FTM: --
 FTA: 4 at Toledo (11/11/17)
 AST: 2 at Toledo (11/11/17)
 BLK: --
 STL: --
 TO: --
 MIN: 30 at Toledo (11/11/17)

#23 MARKELL LODGE

PTS: 2 (3x) last at Massachusetts (1/14/18)
 REB: 1 (2x) last at Massachusetts (1/14/18)
 FGM: 1 (3x) last at Massachusetts (1/14/18)
 FGA: 1 (3x) last at Massachusetts (1/14/18)
 3FGM: --
 3FGA: --
 FTM: --
 FTA: --
 AST: --
 BLK: 1 (2x) last vs. VCU (1/3/18)
 STL: 2 at George Washington (12/30/17)
 TO: 1 at Massachusetts (1/14/18)
 MIN: 8 at George Washington (12/30/17)

#12 ANTHONY LONGPRE'

PTS: 11 at Massachusetts (1/14/18)
 REB: 7 at Massachusetts (1/14/18)
 FGM: 3 (4x) last at Massachusetts (1/14/18)
 FGA: 9 at Massachusetts (1/14/18)
 3FGM: 2 (5x) last at Massachusetts (1/14/18)
 3FGA: 5 at Temple (12/9/17)
 FTM: 3 at Massachusetts (1/14/18)
 FTA: 4 at Massachusetts (1/14/18)
 AST: 7 at Massachusetts (1/14/18)
 BLK: 2 (2x) last at UIC (11/13/17)
 STL: 2 vs. Bucknell (11/29/17)
 TO: 3 at Massachusetts (1/14/18)
 MIN: 31 at Massachusetts (1/14/18)

#1 SHAVAR NEWKIRK

PTS: 26 vs. St. John's (12/20/17)
 REB: 10 (2x) last vs. St. Bonaventure (1/6/18)
 FGM: 11 vs. St. John's (12/20/17)
 FGA: 23 at Massachusetts (1/14/18)
 3FGM: 4 vs. Washington St. (11/23/17)
 3FGA: 14 vs. Washington St. (11/23/17)
 FTM: 11 (2x) last vs. St. Bonaventure (1/6/18)
 FTA: 14 (2x) last vs. St. Bonaventure (1/6/18)
 AST: 6 (2x) last vs. Temple (12/9/17)
 BLK: 1 (3x) last at Massachusetts (1/14/18)
 STL: 5 vs. St. Bonaventure (1/6/18)
 TO: 3 (2x) last at George Washington (12/30/17)
 MIN: 43 vs. VCU (1/3/18)

#24 PIERFRANCESCO OLIVA

PTS: 16 vs. Harvard (11/24/17)
 REB: 18 vs. St. John's (12/20/17)
 FGM: 6 vs. Harvard (11/24/17)
 FGA: 9 vs. Harvard (11/24/17)
 3FGM: 1 (2x) last vs. St. Bonaventure (1/6/18)
 3FGA: 3 vs. VCU (1/3/18)
 FTM: 4 (2x) last vs. VCU (1/3/18)
 FTA: 8 vs. Washington St. (11/23/17)
 AST: 8 vs. St. Bonaventure (1/6/18)
 BLK: 2 vs. St. Bonaventure (1/6/18)
 STL: 2 (3x) last at George Washington (12/30/17)
 TO: 4 vs. St. Bonaventure (1/6/18)
 MIN: 38 at UIC (11/13/17)

#5 NICK ROBINSON

PTS: 13 vs. VCU (1/3/18)
 REB: 8 vs. VCU (1/3/18)
 FGM: 4 (2x) last at George Washington (12/30/17)
 FGA: 7 vs. Bucknell (11/29/17)
 3FGM: 2 vs. St. John's (12/20/17)
 3FGA: 2 (2x) last vs. St. John's (12/20/17)
 FTM: 11 vs. VCU (1/3/18)
 FTA: 14 vs. VCU (1/3/18)
 AST: 4 at Toledo (11/11/17)
 BLK: 1 (5x) last vs. St. Bonaventure (1/6/18)
 STL: 3 vs. Maine (12/17/17)
 TO: 5 vs. St. John's (12/20/17)
 MIN: 31 at UIC (11/13/17)

#21 KYLE THOMPSON

PTS: --
 REB: --
 FGM: --
 FGA: --
 3FGM: --
 3FGA: --
 FTM: --
 FTA: --
 AST: --
 BLK: --
 STL: --
 TO: --
 MIN: 1 (2x) last vs. Villanova (12/2/17)

#32 JAI WILLIAMS

PTS: 2 (2x) last vs. VCU (1/3/18)
 REB: 2 at George Washington (12/30/17)
 FGM: --
 FGA: 2 at UIC (11/13/17)
 3FGM: --
 3FGA: --
 FTM: 2 vs. Harvard (11/24/17)
 FTA: 2 vs. (2x) last vs. Sacramento State (11/26/17)
 AST: --
 BLK: 1 (2x) last vs. Bucknell (11/29/17)
 STL: --
 TO: --
 MIN: 8 at George Washington (12/30/17)

BOXSCORES

Game 1: November 11, 2017 - Savage Arena - Toledo, Ohio
Toledo 98 - SJU 87

Saint Joseph's 0-1		tot-fg		3-pt		rebounds							min				
##	Player	fg	fga	fg	fga	ft	fta	of	de	tot	pf	tp	a	to	blk	s	min
12	LONGPRE', A	2	4	2	4	0	1	1	5	6	4	6	2	1	2	0	18
24	OLIVA, P	3	8	1	2	0	1	2	4	6	4	7	1	1	1	0	32
25	DEMERY, James	6	9	1	2	3	7	2	1	3	1	16	1	0	0	0	26
00	KIMBLE, Lamarr	4	11	2	4	0	1	0	1	1	2	10	2	0	0	0	30
01	NEWKIRK, Shavar	6	12	2	3	7	9	0	2	2	2	21	1	1	0	3	20
05	ROBINSON, Nick	1	6	0	1	1	1	1	1	2	4	3	4	1	0	1	22
15	CLOVER, Chris	4	7	0	2	0	0	1	4	5	2	8	1	1	0	1	23
33	FUNK, Taylor	6	13	4	8	0	0	3	3	6	4	16	1	1	2	1	29
TEAM																	
Totals.....		32	70	12	26	11	20	10	21	31	23	87	13	6	5	6	201
TOTAL FG% 1st Half: 14-39 35.9%		2nd Half: 18-31 58.1%		Game: 45.7%		DEADBALL											
3-Pt. FG% 1st Half: 5-14 35.7%		2nd Half: 7-12 58.3%		Game: 46.2%		REBOUNDS											
F Throw % 1st Half: 3-7 42.9%		2nd Half: 8-13 61.5%		Game: 55.0%		2											

Toledo 1-0		tot-fg		3-pt		rebounds							min				
##	Player	fg	fga	fg	fga	ft	fta	of	de	tot	pf	tp	a	to	blk	s	min
02	ADWAY, Taylor	2	4	0	1	1	2	1	5	6	2	5	0	3	3	0	20
35	NAVIGATO, Nate	6	11	5	10	5	5	0	5	5	3	22	2	0	1	0	36
03	JACKSON, M	3	4	2	2	1	2	1	3	4	3	9	4	1	0	0	25
04	FLETCHER, T	2	9	1	3	8	10	1	6	7	4	13	4	5	0	1	34
13	SANFORD, Jaelan	11	16	4	6	5	6	1	3	4	1	31	8	0	0	1	39
01	ROSE JR, Dwayne	0	1	0	0	0	0	0	0	0	0	0	1	0	0	0	6
05	ROBERTS, Justin	0	1	0	0	0	0	0	0	0	1	0	0	0	0	0	2
21	ALDERSON, Dylan	3	4	2	3	0	0	1	3	4	1	8	1	1	0	2	19
30	KNAPKE, Luke	3	6	0	0	4	4	0	7	7	4	10	1	2	1	0	19
Team																	
Totals.....		30	56	14	25	24	29	8	35	43	19	98	21	12	5	4	200
TOTAL FG% 1st Half: 17-34 50.0%		2nd Half: 13-22 59.1%		Game: 53.6%		DEADBALL											
3-Pt. FG% 1st Half: 7-12 58.3%		2nd Half: 7-13 53.8%		Game: 56.0%		REBOUNDS											
F Throw % 1st Half: 4-4 100%		2nd Half: 20-25 80.0%		Game: 82.8%		2											

Officials: Jim Schipper, Darryl Smith, Bo Boroski
 Technical fouls: Saint Joseph's-None. Toledo-None.
 Attendance: 3,609

Score by Periods	1st	2nd	Total
Saint Joseph's	36	51	87
Toledo	45	53	98

Game 2: November 13, 2017 - UIC Pavilion - Chicago, Ill.
SJU 86 - UIC 82 - OT

Saint Joseph's 1-1		tot-fg		3-pt		rebounds							min				
##	Player	fg	fga	fg	fga	ft	fta	of	de	tot	pf	tp	a	to	blk	s	min
12	LONGPRE', A	1	6	0	1	0	0	1	3	4	2	2	5	1	2	0	23
24	OLIVA, P	5	8	0	1	1	1	3	4	7	3	11	4	2	1	2	38
25	DEMERY, James	10	20	1	3	4	7	2	3	5	2	25	2	2	1	3	40
1	NEWKIRK, Shavar	5	13	0	4	6	7	0	0	0	2	16	5	2	1	1	28
15	CLOVER, Chris	0	3	0	1	0	2	1	4	5	3	0	2	3	1	1	20
22	EDWARDS, Lorenzo	1	3	1	3	0	0	0	2	2	1	3	1	1	0	0	11
32	WILLIAMS, Jai	0	2	0	0	0	0	0	0	0	0	0	0	0	0	0	4
33	FUNK, Taylor	9	15	4	8	0	0	4	5	9	4	22	2	1	0	2	30
5	ROBINSON, Nick	3	5	1	1	0	0	0	6	6	2	7	1	2	1	1	31
TEAM																	
Totals.....		34	75	7	22	11	17	14	31	45	19	86	22	15	7	10	225
TOTAL FG% 1st Half: 18-35 51.4%		2nd Half: 13-31 41.9%		Game: 45.3%		DEADBALL											
3-Pt. FG% 1st Half: 4-8 50.0%		2nd Half: 3-11 27.3%		Game: 31.8%		REBOUNDS											
F Throw % 1st Half: 2-2 100%		2nd Half: 3-8 37.5%		Game: 64.7%		4											

UIC 1-1		tot-fg		3-pt		rebounds							min				
##	Player	fg	fga	fg	fga	ft	fta	of	de	tot	pf	tp	a	to	blk	s	min
10	DIXSON, Dikembe	7	16	5	9	4	6	0	4	4	2	23	0	4	0	3	40
13	BLOUNT, Jordan	0	2	0	0	0	0	0	3	3	1	0	3	1	4	0	19
21	ODJASE, Tai	5	8	0	0	0	0	5	4	9	4	10	0	2	1	0	24
15	BOAHEN, Godwin	3	11	0	3	1	2	0	3	3	5	7	3	0	0	2	34
4	FERGUSON, Tarkus	5	13	3	9	2	2	1	4	5	0	15	7	1	1	1	37
0	MATTHEWS, D	1	5	0	3	2	2	0	1	1	1	4	1	1	0	1	14
1	OTTEY, Marcus	7	13	1	5	2	5	2	3	5	2	17	2	2	0	2	30
2	DIGGINS, Michael	0	0	0	0	0	0	1	0	1	0	0	0	0	0	0	3
3	WILEY, Jacob	0	1	0	0	0	0	0	0	0	0	0	0	0	0	1	3
32	ROBINSON, Clint	2	5	0	1	2	5	3	5	8	1	6	1	1	0	0	21
TEAM																	
Totals.....		30	74	9	30	13	22	15	29	44	16	82	17	12	6	10	225
TOTAL FG% 1st Half: 16-35 45.7%		2nd Half: 12-34 35.3%		Game: 40.5%		DEADBALL											
3-Pt. FG% 1st Half: 5-14 35.7%		2nd Half: 3-14 21.4%		Game: 30.0%		REBOUNDS											
F Throw % 1st Half: 3-6 50.0%		2nd Half: 7-12 58.3%		Game: 59.1%		7											

Officials: Chris Beaver, Kevin Ferguson, Ray Perone
 Technical fouls: Saint Joseph's-None. UIC-None.
 Attendance: 3,175

Score by Periods	1st	2nd	OT	Total
Saint Joseph's	42	32	12	86
UIC	40	34	8	82

Game 3: November 18, 2017 - Hagan Arena
SJU 71 - Princeton 58

Princeton 0-3		tot-fg		3-pt		rebounds							min				
##	Player	fg	fga	fg	fga	ft	fta	of	de	tot	pf	tp	a	to	blk	s	min
04	LeBLANC, Mike	1	5	1	5	0	0	0	4	4	2	3	2	2	0	0	27
35	BRENNAN, Alec	1	3	0	1	0	0	1	0	1	1	2	0	0	0	0	17
03	CANNADY, Devin	8	13	6	10	0	0	2	2	3	22	0	2	0	0	0	36
05	BELL, Amir	4	9	1	5	6	7	0	6	6	3	15	4	1	0	1	38
12	STEPHENS, Myles	6	9	1	2	0	0	2	6	8	1	13	2	3	0	0	36
00	YOUNG, Aaron	1	6	1	5	0	0	0	1	1	2	3	2	0	0	0	23
02	MORALES, Jose	0	0	0	0	0	0	0	0	0	0	0	0	0	0	0	1
15	SCHWEIGER, Ryan	0	5	0	3	0	0	0	0	0	1	0	1	1	0	0	15
31	BRAMLAGE, Noah	0	0	0	0	0	0	0	0	0	0	0	0	0	0	0	1
33	MUCH, Sebastian	0	1	0	1	0	0	0	1	1	4	0	0	0	0	0	6
TEAM																	
Totals.....		21	51	10	32	6	7	3	22	25	18	58	11	9	0	1	200
TOTAL FG% 1st Half: 10-25 40.0%		2nd Half: 11-26 42.3%		Game: 41.2%		DEADBALL											
3-Pt. FG% 1st Half: 7-16 43.8%		2nd Half: 3-15 20.0%		Game: 31.3%		REBOUNDS											
F Throw % 1st Half: 4-4 100%		2nd Half: 2-3 66.7%		Game: 85.7%		4											

Saint Joseph's 2-1		tot-fg		3-pt		rebounds							min				
##	Player	fg	fga	fg	fga	ft	fta	of	de	tot	pf	tp	a	to	blk	s	min
12	LONGPRE', A	4	7	1	2	1	1	0	6	6	0	10	2	0	1	0	25
24	OLIVA, P	3	5	0	2	1	2	1	7	8	3	7	3	0	0	0	30
25	DEMERY, James	4	10	1	5	4	6	1	2	3	2	13	1	2	1	2	36
01	NEWKIRK, Shavar	4	10	2	6	1	2	0	4	4	2	11	1	1	0	0	31
15	CLOVER, Chris	2	10	1	6	0	2	1	1	2	1	5	1</				

2017-18 SAINT JOSEPH'S BASKETBALL • 14

BOXSCORES

Game 5: November 24, 2017 - Titan Gym - Fullerton, Calif.

Wooden Legacy
Harvard 75 - SJU 71

Harvard 3-3	tot-fg		3-pt		rebounds					a			min			
## Player	fg	fga	fg	fga	ft	fta	of	de	tot	pf	tp	a	to	blk	s	min
00 Lewis, Chris	f	9	12	0	0	3	6	9	4	21	1	1	0	0	0	29
35 Baker, Robert	f	4	9	3	7	3	5	0	11	11	3	14	2	3	1	34
05 Haskett, Rio	g	2	8	1	4	1	2	0	1	1	4	6	1	2	0	29
11 Aiken, Bryce	g	5	13	1	5	10	12	0	2	2	0	21	8	1	0	38
20 Bassej, Justin	g	1	4	1	3	0	0	1	3	4	5	3	5	1	0	24
22 Juzang, Christian	g	0	0	0	0	0	0	0	0	0	0	0	0	0	0	2
30 Djuricic, Danilo	1	4	0	3	1	2	0	0	4	3	0	0	0	0	0	11
33 Farley, Reed	1	3	1	3	0	0	3	2	5	1	3	1	1	0	0	22
44 Welsh, Henry	3	3	0	0	0	0	0	1	1	2	6	0	2	0	0	11
TEAM							4	4								
Totals.....	26	56	7	25	18	25	7	30	37	23	77	18	11	3	3	200

TOTAL FG% 1st Half: 12-27 44.4% 2nd Half: 14-29 48.3% Game: 46.4% DEADBALL
 3-Pt. FG% 1st Half: 2-12 16.7% 2nd Half: 5-13 38.5% Game: 28.0% REBOUNDS
 F Throw % 1st Half: 8-12 66.7% 2nd Half: 10-13 76.9% Game: 72.0% 1

Saint Joseph's 2-3

## Player	tot-fg		3-pt		rebounds					a			min			
## Player	fg	fga	fg	fga	ft	fta	of	de	tot	pf	tp	a	to	blk	s	min
12 LONGPRE', A	f	2	3	2	2	0	0	0	1	1	3	6	0	2	0	12
24 OLIVA, P	f	6	9	0	1	4	7	2	6	8	4	16	1	2	1	25
25 DEMERY, James	f	7	18	1	4	3	6	5	5	10	2	18	2	0	0	39
01 NEWKIRK, Shavar	g	2	8	0	2	5	8	1	1	2	4	9	3	3	0	23
15 CLOVER, Chris	g	1	7	0	3	0	2	0	0	0	1	2	1	0	0	15
05 ROBINSON, Nick	0	1	0	1	0	0	0	0	1	1	3	0	3	0	0	26
22 EDWARDS, Lorenzo	1	3	1	3	4	4	3	4	7	2	7	0	1	0	1	18
23 LODGE, Markell	0	0	0	0	0	0	0	0	0	0	0	0	0	0	0	0+
32 WILLIAMS, Jai	0	0	0	0	2	2	0	1	1	1	2	0	0	1	0	7
33 FUNK, Taylor	3	12	3	10	2	2	2	7	9	4	11	3	0	0	0	28
TEAM							1	2	3							
Totals.....	22	61	7	26	20	31	14	28	42	24	71	13	10	2	6	200

TOTAL FG% 1st Half: 8-30 26.7% 2nd Half: 14-31 45.2% Game: 36.1% DEADBALL
 3-Pt. FG% 1st Half: 2-14 14.3% 2nd Half: 5-12 41.7% Game: 26.9% REBOUNDS
 F Throw % 1st Half: 10-13 76.9% 2nd Half: 10-18 55.6% Game: 64.5% 7

Officials: Rick Batsell, Michael Irving, Ed Crenshaw
 Technical fouls: Harvard-None. Saint Joseph's-None.
 Attendance: 2,513

Score by Periods	1st	2nd	Total
Harvard	34	43	77
Saint Joseph's	28	43	71

Game 7: November 29, 2017 - Hagan Arena

SJU 83 - Bucknell 70

Bucknell 3-5	tot-fg		3-pt		rebounds					a			min			
## Player	fg	fga	fg	fga	ft	fta	of	de	tot	pf	tp	a	to	blk	s	min
13 MOORE, Bruce	f	2	11	0	4	1	2	4	0	4	4	5	1	0	0	26
23 THOMAS, Zach	f	3	15	1	5	8	10	3	16	19	2	15	1	2	1	34
20 FOULLAND, Nana	c	8	16	0	0	1	7	5	5	10	3	17	0	1	1	33
02 BROWN, Stephen	g	6	14	2	6	1	1	2	3	5	3	15	1	1	0	31
03 SOTOS, Jimmy	g	2	6	0	3	0	0	0	6	6	3	4	4	0	0	27
04 SESTINA, Nate	2	3	0	0	1	3	1	3	4	2	5	1	0	0	0	13
12 MEEKS, John	3	5	0	1	0	0	0	0	0	3	6	1	1	0	0	11
14 ROBERTSON, Ben	0	0	0	0	0	0	0	0	0	0	0	0	0	0	0	3
15 JONES, Nate	0	3	0	2	0	0	0	0	0	1	0	0	0	0	0	10
22 O'REILLY, Matt	1	6	1	6	0	0	0	0	0	1	3	0	1	0	0	12
TEAM							2	1	3							
Totals.....	27	79	4	27	12	23	17	34	51	22	70	9	6	2	3	200

TOTAL FG% 1st Half: 9-36 25.0% 2nd Half: 18-43 41.9% Game: 34.2% DEADBALL
 3-Pt. FG% 1st Half: 2-16 12.5% 2nd Half: 2-11 18.2% Game: 14.8% REBOUNDS
 F Throw % 1st Half: 7-13 53.8% 2nd Half: 5-10 50.0% Game: 52.2% 6

Saint Joseph's 4-3

## Player	tot-fg		3-pt		rebounds					a			min			
## Player	fg	fga	fg	fga	ft	fta	of	de	tot	pf	tp	a	to	blk	s	min
12 LONGPRE', A	f	1	4	1	3	1	2	0	3	3	2	4	0	2	1	28
24 OLIVA, P	f	1	4	1	2	2	2	3	7	10	2	5	5	1	1	32
25 DEMERY, James	f	8	18	0	3	4	6	3	5	8	1	20	0	0	0	36
01 NEWKIRK, Shavar	g	5	16	2	5	7	7	1	9	10	2	19	6	0	0	33
15 CLOVER, Chris	g	6	11	4	6	1	2	1	4	5	1	17	0	2	0	29
03 BOOTH, Michael	0	0	0	0	0	0	0	0	0	0	0	0	0	0	0	1
05 ROBINSON, Nick	4	7	1	2	0	2	0	5	5	4	9	2	0	1	0	16
21 THOMPSON, Kyle	0	0	0	0	0	0	0	0	0	0	0	0	0	0	0	1
22 EDWARDS, Lorenzo	0	0	0	0	0	1	0	3	3	2	0	0	0	1	0	5
32 WILLIAMS, Jai	0	0	0	0	0	0	0	0	0	0	0	0	0	1	0	2
33 FUNK, Taylor	3	8	1	4	2	2	1	0	1	2	9	2	1	1	0	17
TEAM							4	4								
Totals.....	28	68	10	25	17	24	9	40	49	16	83	15	6	6	4	200

TOTAL FG% 1st Half: 14-38 36.8% 2nd Half: 14-30 46.7% Game: 41.2% DEADBALL
 3-Pt. FG% 1st Half: 6-16 37.5% 2nd Half: 4-9 44.4% Game: 40.0% REBOUNDS
 F Throw % 1st Half: 6-8 75.0% 2nd Half: 11-16 68.8% Game: 70.8% 4

Officials: Tim Clougherty, Louis Andrakakos, A.J. Desai
 Technical fouls: Bucknell-None. Saint Joseph's-None.
 Attendance: 3,783

Score by Periods	1st	2nd	Total
Bucknell	27	43	70
Saint Joseph's	40	43	83

Game 6: November 26, 2017 - Titan Gym - Fullerton, Calif.

Wooden Legacy
SJU 74 - Sacramento State 69

Saint Joseph's 3-3	tot-fg		3-pt		rebounds					a			min			
## Player	fg	fga	fg	fga	ft	fta	of	de	tot	pf	tp	a	to	blk	s	min
12 LONGPRE', A	f	0	3	0	2	0	0	0	0	1	0	0	0	0	0	14
24 OLIVA, P	f	0	1	0	1	1	2	1	2	3	3	1	2	2	0	20
25 DEMERY, James	f	3	9	0	2	9	10	0	2	2	2	15	0	2	0	30
01 NEWKIRK, Shavar	g	5	12	1	5	11	14	1	3	4	1	22	4	5	0	30
15 CLOVER, Chris	g	2	5	1	3	2	4	1	1	2	3	7	0	2	0	24
05 ROBINSON, Nick	1	5	0	1	1	1	1	5	6	2	3	2	1	0	0	23
22 EDWARDS, Lorenzo	4	9	2	6	0	0	5	4	9	4	10	0	0	0	0	21
32 WILLIAMS, Jai	0	0	0	0	1	2	0	0	0	0	1	0	0	0	0	1
33 FUNK, Taylor	6	10	3	6	0	0	2	4	6	2	15	1	1	0	0	20
TEAM							1	1								
Totals.....	21	54	7	26	25	33	11	22	33	18	74	9	13	0	13	200

TOTAL FG% 1st Half: 9-27 33.3% 2nd Half: 12-27 44.4% Game: 38.9% DEADBALL
 3-Pt. FG% 1st Half: 2-12 16.7% 2nd Half: 5-14 35.7% Game: 26.9% REBOUNDS
 F Throw % 1st Half: 12-16 75.0% 2nd Half: 13-17 76.5% Game: 75.8% 6

Sacramento State 1-6

## Player	tot-fg		3-pt		rebounds					a			min			
## Player	fg	fga	fg	fga	ft	fta	of	de	tot	pf	tp	a	to	blk	s	min
03 STRINGS, Justin	f	7	16	0	4	6	9	1	4	5	3	20	4	2	0	36
23 FOWLER, Bryce	f	3	5	0	2	0	0	3	1	4	1	6	1	2	1	26
30 PATTON, Joshua	f	4	6	0	0	7	8	3	4	7	4	15	0	2	0	32
02 M.LE'AF, Izayah	g	3	7	0	4	1	2	0	9	9	4	7	6	4	0	35
14 WU, Jeff	g	3	7	2	4	1	2	0	2	2	4	9	1	1	0	22
01 JACOBS, Chibueze	0	0	0	0	0	0	0	0	0	0	0	0	0	0	0	3
11 HICKS, Kevin	1	4	1	3	0	0	0	2	2	1	3	1	1	0	1	15
12 TOLBERT, Jordan	3	7	3	4	0	0	1	2	3	2	9	6	2	0	0	27
25 MARTIN, Calvin	0	1	0	0	0	0	1									

BOXSCORES

Game 9: December 9, 2017 - Hagan Arena

Temple 81 - SJU 78

Saint Joseph's 4-5 (0-2 Big 5)

##	Player	tot-fg		3-pt		rebounds			pf	tp	a	to	blk	s	min	
		fg	fga	fg	fga	of	de	tot								
12	LONGPRE', Anthony	3	8	2	5	0	0	0	6	6	2	8	1	0	0	19
24	OLIVA, Pierfrancesco	2	6	0	0	0	3	5	6	11	3	4	5	2	0	27
25	DEMERY, James	7	9	1	2	0	3	1	3	4	1	15	4	1	1	36
01	NEWKIRK, Shavar	4	13	2	3	8	10	2	2	4	0	18	6	2	0	34
15	CLOVER, Chris	6	13	2	7	3	4	2	7	9	3	17	3	0	0	33
05	ROBINSON, Nick	0	2	0	2	1	2	0	2	2	4	1	0	0	1	14
22	EDWARDS, Lorenzo	0	3	0	2	0	0	0	1	1	0	0	0	1	2	0
33	FUNK, Taylor	5	6	5	6	0	0	0	5	5	0	15	0	4	0	26
TEAM																
Totals.....		27	60	12	27	12	22	10	33	43	13	78	19	13	4	200

TOTAL FG% 1st Half: 10-25 40.0% 2nd Half: 17-35 48.6% Game: 45.0% DEADBALL REBOUNDS 4
 3-Pt. FG% 1st Half: 5-13 38.5% 2nd Half: 7-14 50.0% Game: 44.4%
 F Throw % 1st Half: 4-6 66.7% 2nd Half: 8-16 50.0% Game: 54.5%

Temple 6-2 (1-1 Big 5)

##	Player	tot-fg		3-pt		rebounds			pf	tp	a	to	blk	s	min	
		fg	fga	fg	fga	of	de	tot								
00	ENECHIONIA, Obi	1	8	0	2	2	2	0	6	6	4	4	1	0	1	23
24	AFLAKPUI, Ernest	5	6	0	0	2	4	4	2	6	2	12	0	0	1	21
01	BROWN, Josh	3	10	0	2	7	8	1	5	6	2	13	4	0	0	35
03	ALSTON, JR., Shizz	7	15	5	8	1	2	2	2	4	4	20	1	2	0	34
13	ROSE, Quinton	6	13	2	5	1	1	1	10	11	2	15	4	2	1	27
02	MOORE II, Alani	3	9	2	7	0	0	1	2	3	2	8	2	0	0	33
22	PERRY, De'Vondre	3	6	2	4	1	2	0	2	2	3	9	1	2	1	21
23	THORE, Damion	0	0	0	0	0	0	0	0	0	0	0	0	0	0	6
TEAM																
Totals.....		28	67	11	28	14	19	10	29	39	19	81	13	6	4	200

TOTAL FG% 1st Half: 15-34 44.1% 2nd Half: 13-33 39.4% Game: 41.8% DEADBALL REBOUNDS 1
 3-Pt. FG% 1st Half: 7-14 50.0% 2nd Half: 4-14 28.6% Game: 39.3%
 F Throw % 1st Half: 3-5 60.0% 2nd Half: 11-14 78.6% Game: 73.7%

Officials: Roger Ayers, Olandis Poole, Garrick Shannon
 Technical foul,s: Saint Joseph's-None. Temple-None.
 Attendance: 7288

Score by Periods	1st	2nd	Total
Saint Joseph's	29	49	78
Temple	40	41	81

Game 10: December 17, 2017 - Hagan Arena

SJU 72 - Maine 59

Maine 3-9

##	Player	tot-fg		3-pt		rebounds			pf	tp	a	to	blk	s	min	
		fg	fga	fg	fga	of	de	tot								
00	FLEMING, Andrew	1	7	0	0	0	0	2	9	11	3	2	1	4	1	30
01	CALIXTE, Aaron	5	13	2	5	2	2	1	1	2	4	14	3	5	0	31
04	MAJSTOROVIC, D	1	5	1	5	0	0	2	2	4	2	3	1	2	1	31
14	WHITE, Isaiah	8	14	5	7	0	0	2	7	9	3	21	0	3	1	31
33	ER, Ilker	5	11	3	6	0	0	1	8	9	5	13	2	0	0	27
02	ARAUJO, Celio	0	0	0	0	0	0	0	1	1	0	0	2	2	0	8
05	EVANS, Danny	1	3	0	1	0	0	0	1	1	2	2	0	0	0	11
11	STOJILKOVIC, Ilija	0	1	0	1	0	0	1	3	4	0	0	2	0	0	14
13	ANTOMES, Miks	0	0	0	0	0	0	0	0	0	0	0	0	0	0	1
15	LOWNDES JR., Vernon	0	2	0	2	0	0	0	0	0	0	0	0	0	0	3
32	ASHLEY, Dennis	2	8	0	5	0	0	0	4	4	0	4	1	1	0	13
TEAM																
Totals.....		23	64	11	32	2	2	9	38	47	19	59	12	17	3	200

TOTAL FG% 1st Half: 9-29 31.0% 2nd Half: 14-35 40.0% Game: 35.9% DEADBALL REBOUNDS 1
 3-Pt. FG% 1st Half: 7-16 43.8% 2nd Half: 4-16 25.0% Game: 34.4%
 F Throw % 1st Half: 2-2 100% 2nd Half: 0-0 0.0% Game: 100%

Saint Joseph's 5-5

##	Player	tot-fg		3-pt		rebounds			pf	tp	a	to	blk	s	min	
		fg	fga	fg	fga	of	de	tot								
12	LONGPRE', A	2	7	1	3	0	0	1	4	5	1	5	1	0	0	20
24	OLIVA, P	2	5	1	3	1	3	2	6	8	1	6	2	1	1	31
25	DEMERY, James	7	16	0	1	5	9	4	6	10	1	19	0	1	1	36
01	NEWKIRK, Shavar	6	18	3	8	4	5	0	2	2	2	19	4	0	0	32
15	CLOVER, Chris	2	8	0	2	1	2	0	3	3	1	5	0	0	0	29
03	BOOTH, Michael	0	0	0	0	0	0	0	1	1	0	0	0	0	0	1
05	ROBINSON, Nick	3	4	0	1	2	3	1	6	7	2	8	1	1	0	22
11	FREEMAN, Toliver	0	0	0	0	0	0	0	0	0	0	0	0	0	0	1
21	THOMPSON, Kyle	0	0	0	0	0	0	0	0	0	0	0	0	0	0	1
22	EDWARDS, Lorenzo	0	0	0	0	0	0	0	1	1	0	0	0	0	0	1
33	FUNK, Taylor	4	12	1	7	1	1	1	2	3	0	10	1	0	1	26
TEAM																
Totals.....		26	70	6	25	14	23	11	32	43	8	72	9	3	3	201

TOTAL FG% 1st Half: 10-31 32.3% 2nd Half: 16-39 41.0% Game: 37.1% DEADBALL REBOUNDS 3
 3-Pt. FG% 1st Half: 2-8 25.0% 2nd Half: 4-17 23.5% Game: 24.0%
 F Throw % 1st Half: 8-12 66.7% 2nd Half: 6-11 54.5% Game: 60.9%

Officials: Ed Corbett, Bill Covington, Jr., Lamar Simpson
 Technical foul,s: Maine-None. Saint Joseph's-None.
 Attendance: 3,551

Score by Periods	1st	2nd	Total
Maine	27	32	59
Saint Joseph's	30	42	72

Game 11: December 20, 2017 - Mohegan Sun Arena - Uncasville, Conn.

Basketball Hall of Fame Holiday Showcase

St. John's 77 - SJU 73

St. John's 10-2

##	Player	tot-fg		3-pt		rebounds			pf	tp	a	to	blk	s	min	
		fg	fga	fg	fga	of	de	tot								
01	AHMED, Bashir	6	12	2	5	2	4	1	4	5	2	16	0	2	0	33
11	OWENS, Tariq	3	7	0	0	1	2	2	5	7	1	7	2	3	5	35
13	CLARK II, Marvin	2	7	2	4	2	2	0	3	3	4	8	0	1	0	17
02	PONDS, Shamorie	9	15	2	7	8	11	0	7	7	1	28	4	5	1	24
05	SIMON, Justin	3	7	0	1	5	9	2	9	11	3	11	9	1	1	40
12	TRIMBLE JR, Bryan	1	6	1	5	0	0	0	2	2	3	1	0	0	1	15
14	YAKWE, Kassoum	2	4	0	0	0	0	0	0	0	2	4	0	1	1	20
TEAM																
Totals.....		26	58	7	22	18	28	5	31	36	15	77	16	13	8	200

TOTAL FG% 1st Half: 14-30 46.7% 2nd Half: 12-28 42.9% Game: 44.8% DEADBALL REBOUNDS 4
 3-Pt. FG% 1st Half: 5-15 33.3% 2nd Half: 2-7 28.6% Game: 31.8%
 F Throw % 1st Half: 11-16 68.8% 2nd Half: 7-12 58.3% Game: 64.3%

Saint Joseph's 5-6

##	Player	tot-fg		3-pt		rebounds			pf	tp	a	to	blk	s	min	
		fg	fga	fg	fga	of	de	tot								
24	OLIVA, P	3	5	0	1	1	1	2	16	18	2	7	4	2	0	33
25	DEMERY, James	7	13	0	3	1	4	1	6	7	4	15	2	3	0	30
33	FUNK, Taylor	5	17	5	15	0	0	1	1	2	2	15	1	2	0	33
05	ROBINSON, Nick	2	5	2	2	1	2	3	4	7	4	7	2	5	0	26
15	CLOVER, Chris	1	7	1	5	0	0	2	2	4	3	3	2	4	0	32
01	NEWKIRK, Shavar	11	20	1	5	3	3	0	2	2	5	26	2	1	0	31
12	LONGPRE', Anthony	0	3	0	2	0	0	1	2	3	1	0	0	2	0	13
23	LODGE, Markell	0	0	0	0	0	0	0	0	0	0	0	0	0	0	0+
32	WILLIAMS, Jai	0	0	0	0	0	0	1	0	1	1	0	0	0	0	2
TEAM																
Totals.....		29	70	9	33	6	10	14	34	48	22	73	13	19	0	200

TOTAL FG% 1st Half: 16-35 45.7% 2nd Half: 13-35 37.1% Game: 41.4% DEADBALL REBOUNDS 1
 3-Pt. FG% 1st Half: 6-18 33.3% 2nd Half: 3-15 20.0% Game: 27.3%
 F Throw % 1st Half: 3-5 60.0% 2nd Half: 3-5 60.0% Game: 60.0%

Officials: Technical foul,s: St. John

BOXSCORES

Game 13: January 3, 2018 - Hagan Arena
 SJU 78 - VCU 71 - OT

Game 15: January 10, 2018 - EagleBank Arena - Fairfax, Va.
 George Mason 81 - SJU 79

VCU 9-6 (1-1 A-10)

##	Player	tot-fg		3-pt		rebounds					tp	a	to	blk	s	min		
		fg	fga	fg	fga	ft	fta	of	de	tot							pf	
04	TILLMAN, Justin	f	11	16	0	0	0	0	5	7	12	4	22	0	2	0	0	31
21	LANE, Khris	f	3	4	0	0	0	0	0	2	2	3	6	1	3	0	1	14
00	JENKINS, D	g	6	13	2	4	2	3	0	2	2	3	16	5	4	0	1	29
10	WILLIAMS, J	g	3	8	0	4	1	1	0	3	3	4	7	4	2	0	2	27
13	CROWFIELD, Malik	g	2	8	2	8	0	0	0	3	3	4	6	0	0	0	0	36
01	SIMMS, Mike'l	1	4	1	4	0	0	0	0	5	5	1	3	1	0	1	0	21
05	MOBLEY, Sean	1	1	1	0	0	0	0	0	4	4	1	2	0	2	0	0	8
11	VANN, Issac	5	15	1	7	2	3	1	4	5	2	13	0	3	1	0	33	
14	SANTOS-SILVA, M	1	4	0	0	0	0	0	3	1	4	1	2	0	2	2	0	11
15	JACKSON, Xavier	0	0	0	0	0	0	0	0	0	0	0	0	0	0	0	0	04
25	MAYE, Tyler	2	4	0	0	0	0	1	0	1	2	4	1	2	0	2	15	
TEAM										2	5	7						
Totals.....			35	77	6	29	5	7	12	36	48	25	81	12	20	4	6	225

TOTAL FG% 1st Half: 17-37 45.9% 2nd Half: 16-30 53.3% Game: 45.5% DEADBALL
 3-Pt. FG% 1st Half: 3-11 27.3% 2nd Half: 2-11 18.2% Game: 20.7% REBOUNDS
 F Throw % 1st Half: 3-3 100% 2nd Half: 2-4 50.0% Game: 71.4% 2

Saint Joseph's 6-7 (1-1 A-10)

##	Player	tot-fg		3-pt		rebounds					tp	a	to	blk	s	min		
		fg	fga	fg	fga	ft	fta	of	de	tot							pf	
24	OLIVA, P	f	5	8	1	3	4	6	2	5	7	3	15	3	1	1	1	36
25	DEMERY, James	f	5	15	1	2	2	4	2	6	8	0	13	1	1	1	3	38
33	FUNK, Taylor	f	5	10	4	7	5	5	1	2	3	3	19	2	0	0	0	43
01	NEWKIRK, Shavar	g	4	18	0	6	4	5	0	4	4	2	12	5	1	0	0	33
15	CLOVER, Chris	g	1	5	0	1	1	2	0	1	1	1	3	1	1	0	1	22
05	ROBINSON, Nick	1	6	0	1	11	14	1	7	8	1	13	2	2	0	2	29	
12	LONGPRE', Anthony	3	5	0	1	2	2	3	1	4	1	8	1	2	0	1	15	
23	LODGE, Markell	1	1	0	0	0	0	0	0	0	0	0	2	0	0	1	0	6
32	WILLIAMS, Jai	1	1	0	0	0	0	0	0	0	0	1	2	0	0	0	0	3
TEAM										1	3	4						
Totals.....			26	69	6	21	29	38	10	29	39	12	87	15	9	3	8	225

TOTAL FG% 1st Half: 14-32 43.8% 2nd Half: 9-31 29.0% Game: 37.7% DEADBALL
 3-Pt. FG% 1st Half: 3-7 42.9% 2nd Half: 2-12 16.7% Game: 28.6% REBOUNDS
 F Throw % 1st Half: 15-19 78.9% 2nd Half: 10-14 71.4% Game: 76.3% 7

Officials: Ray Styoyns, Jeb Hartness, Bill McCarthy
 Technical fouls: VCU-JENKINS, De'Riante. Saint Joseph's-NEWKIRK, Shavar.
 Attendance: 3,518

Score by Periods	1st	2nd	OT	Total
VCU	40	36	5	81
Saint Joseph's	46	30	11	87

Game 14: January 6, 2018 - Hagan Arena
 SJU 85 - St. Bonaventure 78

St. Bonaventure 11-4 (1-2 A-10)

##	Player	tot-fg		3-pt		rebounds					tp	a	to	blk	s	min		
		fg	fga	fg	fga	ft	fta	of	de	tot							pf	
15	GRIFFIN, LaDarien	f	4	6	0	0	0	0	3	5	8	2	8	0	0	1	26	
33	AYENI, Josh	f	5	13	0	0	0	0	1	6	7	2	10	3	0	1	29	
01	TAQQEE, Idris	g	1	2	0	0	3	4	1	1	2	5	5	0	0	0	12	
02	MOBLEY, Matt	g	1	5	0	3	0	0	0	5	5	4	2	1	2	0	36	
03	ADAMS, Jaylen	g	5	11	4	7	5	6	0	6	6	4	19	7	5	0	36	
04	KAPUTO, Nelson	0	0	0	0	0	0	0	0	0	0	0	0	0	0	0	3	
21	BROCKINGTON, Izaiah	g	6	15	3	8	1	2	0	4	4	1	16	3	0	1	0	33
30	STOCKARD, Courtney	4	8	0	1	9	9	1	1	2	5	17	2	1	0	3	23	
32	IKPEZE, Amadi	0	0	0	0	1	2	0	0	0	0	0	1	0	0	0	2	
TEAM										1	2	3						
Totals.....			26	60	7	19	19	23	7	29	36	23	78	16	11	2	8	200

TOTAL FG% 1st Half: 14-30 46.7% 2nd Half: 12-30 40.0% Game: 43.3% DEADBALL
 3-Pt. FG% 1st Half: 3-8 37.5% 2nd Half: 4-11 36.4% Game: 36.8% REBOUNDS
 F Throw % 1st Half: 4-6 66.7% 2nd Half: 15-17 88.2% Game: 82.6% 3

Saint Joseph's 7-7 (2-1 A-10)

##	Player	tot-fg		3-pt		rebounds					tp	a	to	blk	s	min		
		fg	fga	fg	fga	ft	fta	of	de	tot							pf	
24	OLIVA, P	f	3	7	1	4	2	3	1	7	8	4	9	8	4	2	1	35
25	DEMERY, James	f	8	13	2	4	6	7	0	1	1	2	24	0	2	0	1	35
33	FUNK, Taylor	f	3	6	2	5	0	2	1	5	6	4	8	3	3	0	0	22
01	NEWKIRK, Shavar	g	5	11	2	6	11	14	1	9	10	3	23	5	2	0	5	39
15	CLOVER, Chris	g	3	10	1	4	1	2	1	1	2	2	8	1	0	0	0	33
05	ROBINSON, Nick	2	5	0	2	4	4	2	1	3	4	8	1	2	1	0	19	
12	LONGPRE', Anthony	2	5	1	4	0	0	0	0	2	2	2	5	0	0	0	0	0
TEAM										1	2	3						
Totals.....			26	57	9	29	24	32	7	28	35	21	85	18	13	3	7	200

TOTAL FG% 1st Half: 14-29 48.3% 2nd Half: 12-28 42.9% Game: 45.6% DEADBALL
 3-Pt. FG% 1st Half: 5-17 29.4% 2nd Half: 4-12 33.3% Game: 31.0% REBOUNDS
 F Throw % 1st Half: 9-11 81.8% 2nd Half: 15-21 71.4% Game: 75.0% 3

Officials: Tim Comer, Louie Andrakakos, Justin Porterfield
 Technical fouls: St. Bonaventure-STOCKARD, Courtney. Saint Joseph's-None.
 Attendance: 4,061

Score by Periods	1st	2nd	Total
St. Bonaventure	35	43	78
Saint Joseph's	42	43	85

Saint Joseph's 7-8 (2-2 A-10)

##	Player	tot-fg		3-pt		rebounds					tp	a	to	blk	s	min		
		fg	fga	fg	fga	ft	fta	of	de	tot							pf	
24	OLIVA, P	f	1	3	0	1	0	0	0	2	2	3	5	4	2	2	0	24
25	DEMERY, James	f	6	14	0	2	4	5	0	2	2	4	16	1	0	1	0	37
33	FUNK, Taylor	f	5	13	4	10	1	2	0	4	1	15	1	0	0	1	30	
01	NEWKIRK, Shavar	g	8	17	3	8	5	7	2	5	7	0	24	5	1	1	2	37
15	CLOVER, Chris	g	8	14	3	6	0	1	0	3	3	1	19	2	2	0	2	33
05	ROBINSON, Nick	1	5	0	2	1	2	3	2	2	2	3	2	3	2	0	0	25
12	LONGPRE', Anthony	0	1	0	0	0	0	0	0	2	2	0	0	1	0	0	0	14
23	LODGE, Markell	0	0	0	0	0	0	0	0	0	0	0	0	0	0	0	0	0+
TEAM										1	2	3						
Totals.....			29	67	10	30	11	17	6	25	31	10	79	14	3	4	5	200

TOTAL FG% 1st Half: 16-32 50.0% 2nd Half: 13-35 37.1% Game: 43.3% DEADBALL
 3-Pt. FG% 1st Half: 7-17 41.2% 2nd Half: 3-13 23.1% Game: 33.3% REBOUNDS
 F Throw % 1st Half: 3-4 75.0% 2nd Half: 8-13 61.5% Game: 64.7% 4

George Mason 8-9 (2-2)

##	Player	tot-fg		3-pt		rebounds					tp	a	to	blk	s	min		
		fg	fga	fg	fga	ft	fta	of	de	tot							pf	
00	MAR, Goanar	f	2	6	1	3	0	0	0	2	2	3	5	0	0	0	0	26
33	CALIXTE, Greg	f	3	7	0	0	0	2	3	4	7	2	6	0	0	2	0	21
01	KIER, Justin	g	6	13	0	2	0	0	1	9	10	0	12	7	5	1	1	34
04	LIVINGSTON II, O	g	10	13	5	6	0	0	0	5	5	1	25	3	0	0	1	37
05	GRAYER, Jaire	g	5	10	3	6	0	1	3	3	6	2	13	1	1	1	0	37
12	WILSON, AJ	0	0	0	0	0	0	0	1	0	1	0	0	0	0	1	0	8
23	GREENE, Javon	2	6	1	4	0	1	0	5	5	1	5	0	0	0	1	0	13
32	BOYD, Ian	5	10	1	3	4	4	0	6	6	2	15	1	2	0	0	0	24
TEAM										1	1	1						
Totals.....			33	65	11	24	4	8	8	35	43	11	81	12	9	6	2	200

TOTAL FG% 1st Half: 19-30 63.3% 2nd Half: 14-35 40.0% Game: 50.8% DEADBALL
 3-Pt. FG% 1st Half: 7-14 50.0% 2nd Half: 4-10 40.0% Game: 45.8% REBOUNDS
 F Throw % 1st Half: 2-2 100% 2nd Half: 2-6 33.3% Game: 50.0% 2

Officials: AJ Desai, James Breeding, Tim Clougherty
 Technical fouls: Saint Joseph's-None. George Mason-None.
 Attendance: 2,783

Score by Periods	1st	2nd	Total
Saint Joseph's	42	37	79
George Mason	47	34	81

Game 16: January 14, 2018 - Mullins Center - Amherst, Mass.
 Massachusetts 72 - SJU 69

Saint Joseph's 7-9 (2-3 A-10)

##	Player	tot-fg		3-pt		rebounds					tp	a	to	blk	s	min		
		fg	fga	fg	fga	ft	fta	of	de	tot							pf	
12	LONGPRE', A	f	3	9	0	3	4	3	4	7	3	11	7	3	0	1	31	
25	DEMERY, James	f	8	14	0	0	6	7	2	5	7	1	22	1	0	1	0	39
33	FUNK, Taylor	f	2	8	2	8	0	0	0	6	6	4	6	2	1	0	1	30
01	NEWKIRK, Shavar																	



#25 JAMES DEMERY

Senior • Forward • 6-6 • 200

Williamston, N.C.

Northside Christian Academy

Criminal Justice

Overall Stats: 17.6 ppg, 5.5 rpg, 1.3 spg

Atlantic 10 Stats: 19.8 ppg, 5.2 rpg, 1.0 spg

2017-18

- Has scored in double figures in all 16 games this season
- SJU's leading scorer 8x, most recently at UMass (22 points)
- Big 5 Co-Player of the Week (Jan. 9) after performances vs. SBU and VCU
- Dropped 24 points (8-of-13 FG) in win over St. Bonaventure
- Became the 54th Hawk to score 1,000 career points, surpassing the mark vs. VCU
- Hit for 24 points and added eight rebs at George Washington
- Recorded 15 points vs. St. John's
- Had 19 pts, season-high 10 rebs in win over Maine
- Recorded 15 pts (7-of-9 FG) and season-high four assists at Temple
- Posted 20 points and eight rebounds in win over Bucknell
- Hit for 15 points (9-of-10 FT) in win over Sacramento State
- Recorded double-double (18 pts, season-high 10 rebs) vs. Harvard
- Poured in a game-high 25 points in win at UIC
- Hit for 16 points (6-of-9 FG) in season opener at Toledo

Career

- Has played in 103 career games with 65 starts
- 55 double-figure games, 8 games with 20+ pts, 5 double-doubles
- 2016-17 All-Big 5 Second Team selection
- Sixth man for the 2015-16 Atlantic 10 Champion Hawks

2017-18 Game-by-Game

OPPONENT	MIN	FG-A	3PT-A	FT-A	OR	DR	TR	F	A	TO	BL	S	PT
Toledo*	26	6-9	1-2	3-7	2	1	3	1	1	0	0	0	16
Illinois-Chicago*	40	10-20	1-3	4-7	2	3	5	2	2	2	1	3	25
Princeton*	36	4-10	1-5	4-6	1	2	3	2	1	2	1	2	13
Washington State*	27	6-15	1-4	0-0	1	4	5	1	0	1	0	2	13
Harvard*	39	7-18	1-4	3-6	5	5	10	2	2	2	0	3	18
Sacramento State*	40	3-9	0-2	9-10	0	2	2	2	0	2	0	3	15
Bucknell*	36	8-18	0-3	4-6	3	5	8	1	0	0	0	0	20
Villanova*	35	6-17	0-1	2-3	1	4	5	1	0	2	1	1	14
Temple*	36	7-9	1-2	0-3	1	3	4	1	4	3	1	1	15
Maine*	36	7-16	0-1	5-9	4	6	10	1	0	1	1	1	19
St. John's*	30	7-13	0-3	1-4	1	6	7	4	2	3	0	0	15
George Washington*	38	9-16	1-2	5-7	5	3	8	2	1	1	0	1	24
VCU*	38	5-15	1-2	2-4	2	6	8	0	1	1	1	3	13
St. Bonaventure*	35	8-13	2-4	6-7	0	1	1	2	0	2	0	1	24
George Mason*	37	6-14	0-2	4-5	0	2	2	2	1	0	1	0	16
Massachusetts*	39	8-14	0-0	6-7	2	5	7	1	1	0	1	0	22
Dayton													
Fordham													
St. Bonaventure													
Penn													
Saint Louis													
La Salle													
Davidson													
Massachusetts													
Fordham													
Duquesne													
George Mason													
Richmond													
Rhode Island													
La Salle													

* Denotes game started



#1 SHAVAR NEWKIRK

Senior • Guard • 6-0 • 185

New York, N.Y.

Cardinal Hayes

Accounting

Overall Stats: 17.9 ppg, 4.0 rpg, 3.4 apg

Atlantic 10 Stats: 18.2 ppg, 5.8 rpg, 3.6 apg

2017-18

- Has scored in double figures in 15 of 16 games this season
- SJU's leading scorer 8x, most recently at UMass (22 points)
- Had 24 points, seven rebounds, and five assists at George Mason
- Recorded second career double-double (23 pts, career-high 11-of-14 FT, 10 rebs) in win over St. Bonaventure
- Poured in 26 points vs. St. John's
- Scored 18 points and matched season-high six assists at Temple
- Recorded first career double-double (19 pts, 10 rebs) and added season-high six assists in win over Bucknell
- Had game-high 22 pts (career-high 11-of-14 FT) in Sacramento State win
- Poured in 24 points vs. Washington State
- Had a team-high 21 points in 20 minutes in his return to the court in season opener at Toledo
- Atlantic 10 Preseason All-Conference Second Team

Career

- Has played in 95 career games with 63 starts
- 40 double-figure games, 15 games with 20+ points
- Missed final 19 games of 2016-17 after suffering a torn ACL (left knee) vs. George Washington on December 30
- Starting point guard for the 2015-16 Atlantic 10 Champion Hawks

2017-18 Game-by-Game

OPPONENT	MIN	FG-A	3PT-A	FT-A	OR	DR	TR	F	A	TO	BL	S	PT
Toledo*	20	6-12	2-3	7-9	0	2	2	2	1	1	0	3	21
Illinois-Chicago*	28	5-13	0-4	6-7	0	0	0	2	5	2	1	1	16
Princeton*	31	4-10	2-6	1-2	0	4	4	2	1	1	0	0	11
Washington State*	33	7-21	4-14	6-6	1	2	3	1	3	2	0	1	24
Harvard*	30	2-8	0-2	5-8	1	1	2	4	3	3	0	2	9
Sacramento State*	30	5-12	1-5	11-14	1	3	4	1	4	5	0	3	22
Bucknell*	33	5-16	2-5	7-7	1	9	10	2	6	0	0	1	19
Villanova*	26	4-13	2-8	0-0	0	2	2	3	2	1	0	0	10
Temple*	34	4-13	2-3	8-10	2	2	4	0	6	2	0	1	18
Maine*	32	6-18	3-8	4-5	0	2	2	2	4	0	0	2	19
St. John's	31	11-20	1-5	3-3	0	2	2	5	2	1	0	1	26
George Washington*	36	2-11	0-3	6-9	0	5	5	1	1	3	0	2	10
VCU*	43	4-18	0-6	4-5	0	4	4	2	5	1	0	0	12
St. Bonaventure*	39	5-11	2-6	11-14	1	9	10	3	5	2	0	5	23
George Mason*	37	8-17	3-8	5-7	2	5	7	0	5	1	1	2	24
Massachusetts*	38	10-23	0-6	2-2	2	1	3	1	2	1	1	2	22
Dayton													
Fordham													
St. Bonaventure													
Penn													
Saint Louis													
La Salle													
Davidson													
Massachusetts													
Fordham													
Duquesne													
George Mason													
Richmond													
Rhode Island													
La Salle													

* Denotes game started



#32 JAI WILLIAMS

Senior • Forward • 6-9 • 235
 Philadelphia, Pa.
 Phila. Electrical & Technical Charter
 Communication Studies

Overall Stats: 0.7 ppg, 0.6 rpg, 0.3 bpg
 Atlantic 10 Stats: 1.0 ppg, 1.0 rpg, 0.0 bpg

2017-18

- Scored two points in win over VCU
- Played a season-high eight minutes at George Washington
- Pulled down a rebound in two minutes of action vs. St. John's
- Tallied a block in two minutes of action in win over Bucknell
- Scored one point in win over Sacramento State
- Recorded two points, one rebound, and one block in seven minutes vs. Harvard
- Saw four minutes in season debut in win over UIC

Career

- Has played in 52 career games, including 27 in 2016-17
- Received the 2016-17 Robert O'Neill Memorial Award as the team's Most Improved Player
- Saw action in four games for the 2015-16 A-10 Champion Hawks

2017-18 Game-by-Game

OPPONENT	MIN	FG-A	3PT-A	FT-A	OR	DR	TR	F	A	TO	BL	S	PT
Toledo													
Illinois-Chicago	4	0-2	0-0	0-0	0	0	0	0	0	0	0	0	0
Princeton													
Washington State													
Harvard	7	0-0	0-0	2-2	0	1	1	1	0	0	1	0	2
Sacramento State	1	0-0	0-0	1-2	0	0	0	0	0	0	0	0	1
Bucknell	2	0-0	0-0	0-0	0	0	0	0	0	0	1	0	0
Villanova													
Temple													
Maine													
St. John's	2	0-0	0-0	0-0	1	0	1	1	0	0	0	0	0
George Washington	8	0-1	0-0	0-0	1	1	2	0	0	0	0	0	0
VCU	3	1-1	0-0	0-0	0	0	0	1	0	0	0	0	2
St. Bonaventure													
George Mason													
Massachusetts													
Dayton													
Fordham													
St. Bonaventure													
Penn													
Saint Louis													
La Salle													
Davidson													
Massachusetts													
Fordham													
Duquesne													
George Mason													
Richmond													
Rhode Island													
La Salle													

* Denotes game started



#15 CHRIS CLOVER

Junior • Guard • 6-3 • 210
 Philadelphia, Pa.
 St. Joseph's Prep
 Business Administration

Overall Stats: 7.8 ppg, 3.2 rpg, 0.9 apg
 Atlantic 10 Stats: 8.8 ppg, 2.4 rpg, 0.8 apg

2017-18

- Poured in season-high 19 points (8-of-14 FG) at George Mason
- Netted eight points in win over St. Bonaventure
- Scored 12 points at George Washington
- Had 17 pts (6-of-13 FG) and career-high nine rebounds at Temple
- Scored 12 pts (5-of-11 FG) and added four rebs vs. #4 Villanova
- Poured in 17 points (4-of-6 3FG) in win over Bucknell
- Hit for seven points and recorded career-high four steals in win over Sacramento State

Career

- Has played in 66 career games
- Earned 18 starts in 30 appearances in 2016-17

2017-18 Game-by-Game

OPPONENT	MIN	FG-A	3PT-A	FT-A	OR	DR	TR	F	A	TO	BL	S	PT
Toledo	23	4-7	0-2	0-0	1	4	5	2	1	1	0	1	8
Illinois-Chicago*	20	0-3	0-1	0-2	1	4	5	3	2	3	1	1	0
Princeton*	28	2-10	1-6	0-2	1	1	2	1	1	0	0	1	5
Washington State*	22	2-3	1-2	0-0	0	0	0	4	0	0	0	0	5
Harvard*	15	1-7	0-3	0-2	0	0	0	1	1	0	0	0	2
Sacramento State*	24	2-5	1-3	2-4	1	1	2	3	0	2	0	4	7
Bucknell*	29	6-11	4-6	1-2	1	4	5	1	0	2	0	0	17
Villanova*	27	5-11	0-0	2-2	1	3	4	2	1	1	1	0	12
Temple*	33	6-13	2-7	3-4	2	7	9	3	3	0	0	0	17
Maine*	29	2-8	0-2	1-2	0	3	3	1	0	0	0	2	5
St. John's*	32	1-7	1-5	0-0	2	2	4	3	2	4	0	0	3
George Washington*	28	4-12	2-5	2-2	0	5	5	1	0	0	0	1	12
VCU*	22	1-5	0-1	1-2	0	1	1	1	1	1	0	1	3
St. Bonaventure*	33	3-10	1-4	1-2	1	1	2	2	1	0	0	0	8
George Mason*	33	8-14	3-6	0-1	0	3	3	1	2	2	0	2	19
Massachusetts*	31	1-4	0-1	0-1	0	1	1	3	0	0	1	0	2
Dayton													
Fordham													
St. Bonaventure													
Penn													
Saint Louis													
La Salle													
Davidson													
Massachusetts													
Fordham													
Duquesne													
George Mason													
Richmond													
Rhode Island													
La Salle													

* Denotes game started



#23 MARKELL LODGE

Junior • Forward • 6-7 • 215

Washington, N.C.

Pace Academy

Communication Studies

Overall Stats: 1.0 ppg, 0.3 rpg, 0.3 bpg

Atlantic 10 Stats: 1.5 ppg, 0.5 rpg, 0.5 bpg

2017-18

- Had two points and one rebound in four minutes at UMass
- Saw action at George Mason
- Scored two points and added a block in six minutes in win over St. Bonaventure
- Had two points, two steals, a block, and a rebound in eight minutes at George Washington
- Saw action vs. St. John's and Harvard

Career

- Has played in 50 career games, with 31 starts
- Was the only Hawk to make all 31 starts in 2016-17
- Saw action in 13 games for the A-10 Champion team in 2015-16

2017-18 Game-by-Game

OPPONENT	MIN	FG-A	3PT-A	FT-A	OR	DR	TR	F	A	TO	BL	S	PT
Toledo													
Illinois-Chicago													
Princeton													
Washington State													
Harvard	0+	0-0	0-0	0-0	0	0	0	0	0	0	0	0	0
Sacramento State													
Bucknell													
Villanova													
Temple													
Maine													
St. John's	0+	0-0	0-0	0-0	0	0	0	0	0	0	0	0	0
George Washington	8	1-1	0-0	0-0	1	0	1	1	0	0	1	2	2
VCU	6	1-1	0-0	0-0	0	0	0	0	0	0	1	0	2
St. Bonaventure													
George Mason	0+	0-0	0-0	0-0	0	0	0	0	0	0	0	0	0
Massachusetts	4	1-1	0-0	0-0	0	1	1	1	0	1	0	0	2
Dayton													
Fordham													
St. Bonaventure													
Penn													
Saint Louis													
La Salle													
Davidson													
Massachusetts													
Fordham													
Duquesne													
George Mason													
Richmond													
Rhode Island													
La Salle													

* Denotes game started



#24 PIERFRANCESCO OLIVA

R-Sophomore • Forward • 6-8 • 210

Taranto, Italy

Bergen Catholic (N.J.)

Business

Overall Stats: 6.6 ppg, 7.5 rpg, 3.2 apg

Atlantic 10 Stats: 7.0 ppg, 5.3 rpg, 3.8 apg

2017-18

- Missed game at UMass with the flu
- Went for nine points, eight rebounds, and career-high eight assists in win over St. Bonaventure
- Scored 15 pts (5-of-8 FG) and added seven rebounds in win over VCU
- Recorded career-high 18 rebs and added seven pts vs. St. John's
- Grabbed eight rebounds in win over Maine
- Had 11 rebounds, including career-high five offensive rebs, at Temple
- Recorded 10 rebounds in win over Bucknell
- Poured in career-high 16 points (6-of-9 FG) and added eight rebounds against Harvard
- Had 10 rebounds and six assists vs. Washington State
- Pulled down eight rebounds in win over Princeton
- Went for 11 points, seven rebounds, and four assists in win at UIC

Career/Personal

- Has played in 48 career games, with 45 starts
- Missed entire 2016-17 season with knee injury after surgery (June 2016) to repair a chronic knee condition
- Freshman starter in 30 games for the 2015-16 A-10 Champion Hawks
- Goes by "Checco"

2017-18 Game-by-Game

OPPONENT	MIN	FG-A	3PT-A	FT-A	OR	DR	TR	F	A	TO	BL	S	PT
Toledo*	32	3-8	1-2	0-1	2	4	6	4	1	1	1	0	7
Illinois-Chicago*	38	5-8	0-1	1-1	3	4	7	3	4	2	1	2	11
Princeton*	30	3-5	0-2	1-2	1	7	8	3	3	0	0	0	7
Washington State*	34	1-6	0-3	3-8	1	9	10	2	6	3	0	2	5
Harvard*	25	6-9	0-1	4-7	2	6	8	4	1	2	1	0	16
Sacramento State*	20	0-1	0-1	1-2	1	2	3	3	2	2	0	1	1
Bucknell*	32	1-4	1-2	2-2	3	7	10	2	5	1	1	1	5
Villanova*	21	1-1	0-0	0-1	0	2	2	1	0	2	0	1	2
Temple*	27	2-6	0-0	0-3	5	6	11	3	5	2	0	0	4
Maine*	31	2-5	1-3	1-3	2	6	8	1	2	1	1	1	6
St. John's*	33	3-5	0-1	1-1	2	16	18	2	4	2	0	0	7
George Washington*	24	0-1	0-1	2-2	0	1	1	4	2	2	1	2	2
VCU*	36	5-8	1-3	4-6	2	5	7	3	3	1	1	1	15
St. Bonaventure*	35	3-7	1-4	2-3	1	7	8	4	8	4	2	1	9
George Mason*	24	1-3	0-1	0-0	0	5	5	4	2	0	2	0	2
Massachusetts													
Dayton													
Fordham													
St. Bonaventure													
Penn													
Saint Louis													
La Salle													
Davidson													
Massachusetts													
Fordham													
Duquesne													
George Mason													
Richmond													
Rhode Island													
La Salle													

* Denotes game started



#10 GERALD BLOUNT

Sophomore • Forward • 6-6 • 225
 Atlanta, Ga.
 Pomfret School (Conn.)
 Finance

Overall Stats: 0.0 ppg, 0.0 rpg, 0.0 apg
 Atlantic 10 Stats: 0.0 ppg, 0.0 rpg, 0.0 apg

2017-18

- Has not seen action

Career

- Played in nine games as a freshman
- Also attended Saint Anthony and St. Benedict Prep in New Jersey

2017-18 Game-by-Game

OPPONENT	MIN	FG-A	3PT-A	FT-A	OR	DR	TR	F	A	TO	BL	S	PT
Toledo													Did Not Play
Illinois-Chicago													Did Not Play
Princeton													Did Not Play
Washington State													Did Not Play
Harvard													Did Not Play
Sacramento State													Did Not Play
Bucknell													Did Not Play
Villanova													Did Not Play
Temple													Did Not Play
Maine													Did Not Play
St. John's													Did Not Play
George Washington													Did Not Play
VCU													Did Not Play
St. Bonaventure													Did Not Play
George Mason													Did Not Play
Massachusetts													Did Not Play
Dayton													
Fordham													
St. Bonaventure													
Penn													
Saint Louis													
La Salle													
Davidson													
Massachusetts													
Fordham													
Duquesne													
George Mason													
Richmond													
Rhode Island													
La Salle													

* Denotes game started



#2 CHARLIE BROWN, JR.

Sophomore • Forward • 6-7 • 192
 Philadelphia, Pa.
 St. Thomas More (Conn.)
 Elementary Education

2017-18

- Has missed all 16 games due to fracture in left wrist suffered in mid-October
- Atlantic 10 Preseason All-Conference Third Team

Career

- 2016-17 Atlantic 10 All-Rookie Team honoree
- Played in all 31 games as a freshman, with 30 starts
- 25 double-figure games as a rookie in 2016-17

2017-18 Game-by-Game

OPPONENT	MIN	FG-A	3PT-A	FT-A	OR	DR	TR	F	A	TO	BL	S	PT
Toledo													Did Not Play - Injured
Illinois-Chicago													Did Not Play - Injured
Princeton													Did Not Play - Injured
Washington State													Did Not Play - Injured
Harvard													Did Not Play - Injured
Sacramento State													Did Not Play - Injured
Bucknell													Did Not Play - Injured
Villanova													Did Not Play - Injured
Temple													Did Not Play - Injured
Maine													Did Not Play - Injured
St. John's													Did Not Play - Injured
George Washington													Did Not Play - Injured
VCU													Did Not Play - Injured
St. Bonaventure													Did Not Play - Injured
George Mason													Did Not Play - Injured
Massachusetts													Did Not Play - Injured
Dayton													
Fordham													
St. Bonaventure													
Penn													
Saint Louis													
La Salle													
Davidson													
Massachusetts													
Fordham													
Duquesne													
George Mason													
Richmond													
Rhode Island													
La Salle													

* Denotes game started



#5 NICK ROBINSON

Sophomore • Guard • 6-6 • 195
 Chicago, Ill.
 Kenwood Academy
 Business

Overall Stats: 5.3 ppg, 4.4 rpg, 1.9 apg
 Atlantic 10 Stats: 7.4 ppg, 4.4 rpg, 1.4 apg

2017-18

- Scored 13 points on career-best 11-for-14 FTs vs. VCU
- Matched season-high seven rebounds in first start of season vs. St. John's
- Went for eight points (3-of-4 FG) and season-high seven rebounds in win over Maine
- Pulled down six rebounds vs. #4 Villanova
- Scored season-high nine points (4-of-7 FG) in win over Bucknell
- Pulled down six rebounds in win over Sacramento State
- Went for seven points and six rebounds in win over UIC
- Matched career-high four assists in season opener at Toledo

Career

- Played in all 31 games as a freshman, with 19 starts

2017-18 Game-by-Game

OPPONENT	MIN	FG-A	3PT-A	FT-A	OR	DR	TR	F	A	TO	BL	S	PT
Toledo	22	1-6	0-1	1-1	1	1	2	4	4	1	0	1	4
Illinois-Chicago	31	3-5	1-1	0-0	0	6	6	2	1	2	1	1	7
Princeton	23	1-3	0-0	0-0	1	3	4	4	2	0	0	0	2
Washington State	25	3-6	0-2	0-0	0	2	2	2	3	0	0	1	6
Harvard	26	0-1	0-1	0-0	0	1	1	3	3	0	0	0	0
Sacramento State	30	1-5	0-1	1-1	1	5	6	2	2	1	0	2	3
Bucknell	16	4-7	1-2	0-2	0	5	5	4	2	0	1	0	9
Villanova	22	0-4	0-0	2-2	4	2	6	2	3	1	0	1	2
Temple	14	0-2	0-2	1-2	0	2	2	4	0	0	1	0	1
Maine	22	3-4	0-1	2-3	1	6	7	2	1	1	0	3	8
St. John's*	26	2-5	2-2	1-2	3	4	7	4	2	5	0	0	7
George Washington	28	4-6	0-0	1-1	0	3	3	4	1	3	0	1	9
VCU	29	1-6	0-1	2-2	3	1	4	1	1	2	0	1	13
St. Bonaventure	19	2-5	0-2	4-4	2	1	3	4	1	2	1	0	8
George Mason	25	1-5	0-2	1-2	3	2	5	2	2	0	0	0	3
Massachusetts	27	2-3	0-1	0-0	0	3	3	4	1	3	1	2	4
Dayton													
Fordham													
St. Bonaventure													
Penn													
Saint Louis													
La Salle													
Davidson													
Massachusetts													
Fordham													
Duquesne													
George Mason													
Richmond													
Rhode Island													
La Salle													

* Denotes game started



#22 LORENZO EDWARDS

R-Freshman • Forward • 6-7 • 220
 Lake Forest, Ill.
 Lake Forest
 Business

Overall Stats: 2.4 ppg, 3.4 rpg, 0.6 bpg
 Atlantic 10 Stats: 0.0 ppg, 0.0 rpg, 0.0 apg

2017-18

- Missed the George Mason and UMass games due to injury
- Played career-high 22 minutes against #4 Villanova
- Had three rebs and one block in just five minutes in win over Bucknell
- Recorded career-high 10 points (4-of-9 FG) and career-high nine rebounds in 21 minutes in win over Sacramento State
- Posted seven points and seven rebounds vs. Harvard
- Pulled down five rebounds in eight minutes vs. Washington State
- Saw action in win over Princeton
- On first collegiate shot, nailed three pointer in win over UIC


Career

- Played in one game as a freshman, with four minutes vs. Columbia
- Missed the majority of the 2016-17 season after having shoulder surgery in December

2017-18 Game-by-Game

OPPONENT	MIN	FG-A	3PT-A	FT-A	OR	DR	TR	F	A	TO	BL	S	PT
Toledo													
Illinois-Chicago	11	1-3	1-3	0-0	0	2	2	1	1	1	0	0	3
Princeton	3	0-0	0-0	0-0	1	0	1	0	0	0	0	0	0
Washington State	8	1-3	0-2	0-0	1	4	5	0	0	0	2	0	2
Harvard	18	1-3	1-3	4-4	3	4	7	2	0	1	0	1	7
Sacramento State	21	4-9	2-6	0-0	5	4	9	4	0	0	0	0	10
Bucknell	5	0-0	0-0	0-1	0	3	3	2	0	0	1	0	0
Villanova	22	0-5	0-5	0-0	1	1	2	2	0	0	0	2	0
Temple	11	0-3	0-2	0-0	0	1	1	0	0	1	2	0	0
Maine	1	0-0	0-0	0-0	0	1	1	0	0	0	0	0	0
St. John's													
George Washington													
VCU													
St. Bonaventure													
George Mason													
Massachusetts													
Dayton													
Fordham													
St. Bonaventure													
Penn													
Saint Louis													
La Salle													
Davidson													
Massachusetts													
Fordham													
Duquesne													
George Mason													
Richmond													
Rhode Island													
La Salle													

* Denotes game started



#33 TAYLOR FUNK

Freshman • Forward • 6-9 • 225

Lancaster, Pa.

Manheim Central

Business

Overall Stats: 13.1 ppg, 4.6 rpg, 1.6 apg

Atlantic 10 Stats: 10.6 ppg, 4.6 rpg, 1.8 apg

2017-18

- Has scored in double figures in 11 of 16 games this season
- SJU's leading scorer twice, vs. VCU and Princeton
- Hit for 15 points, including four 3FGs, at George Mason
- Posted a team-high 19 pts, plus key 3-pointer in OT, vs. VCU
- Matched season-high five 3FG in first collegiate start, vs. St. John's
- Matched season-high in 3FG (5-of-6) for 15 points at Temple
- Hit for 15 points (6-of-10 FG) in win over Sacramento State
- Scored 11 points and matched season-high nine rebs vs. Harvard
- Atlantic 10 Rookie of the Week (Nov. 20) for averaging 22.5 points in wins over UIC and Princeton
- Hit for game- and season-high 23 pts (5-of-6 3FG) in win over Princeton
- Poured in 22 points (4-of-8 3FG), added season-high nine rebounds in win over UIC
- Hit for 16 points (4-of-8 3FG) in collegiate debut in season opener at Toledo

High School/Personal

- 2017 Associated Press All-State Class 5A First Team selection
- Averaged 24.3 points as a senior to lead the Lancaster-Lebanon league in scoring for the second consecutive season
- School's all-time leading scorer with 1,977 points
- Hit 229 career three-pointers

2017-18 Game-by-Game

OPPONENT	MIN	FG-A	3PT-A	FT-A	OR	DR	TR	F	A	TO	BL	S	PT
Toledo	29	6-13	4-8	0-0	3	3	6	4	1	1	2	1	16
Illinois-Chicago	30	9-15	4-8	0-0	4	5	9	4	2	1	0	2	22
Princeton	24	7-8	5-6	4-4	0	1	1	1	1	1	0	1	23
Washington State	28	3-6	2-3	0-0	1	4	5	2	3	1	1	0	8
Harvard	28	3-12	3-10	2-2	2	7	9	4	3	0	0	0	11
Sacramento State	20	6-10	3-6	0-0	2	4	6	2	1	1	0	0	15
Bucknell	17	3-8	1-4	2-2	1	0	1	2	2	1	1	0	9
Villanova	28	5-9	3-7	0-0	0	3	3	1	2	2	1	0	13
Temple	26	5-6	5-6	0-0	0	5	5	0	0	4	0	0	15
Maine	26	4-12	1-7	1-1	1	2	3	0	1	0	1	1	10
St. John's*	33	5-17	5-15	0-0	1	1	2	2	1	2	0	0	15
George Washington	21	1-6	1-4	2-3	0	4	4	1	1	1	0	0	5
VCU*	33	5-10	4-7	5-5	1	2	3	3	2	0	0	0	19
St. Bonaventure*	22	3-6	2-5	0-2	1	5	6	4	3	3	0	0	8
George Mason*	30	5-13	4-10	1-2	0	4	4	1	1	0	0	1	15
Massachusetts*	30	2-8	2-8	0-0	0	6	6	4	2	1	0	1	6
Dayton													
Fordham													
St. Bonaventure													
Penn													
Saint Louis													
La Salle													
Davidson													
Massachusetts													
Fordham													
Duquesne													
George Mason													
Richmond													
Rhode Island													
La Salle													

* Denotes game started



#12 ANTHONY LONGPRÉ

Freshman • Forward • 6-10 • 240

L'Assomption, Quebec

Glenelg Country (Md.)

Business

Overall Stats: 4.6 ppg, 3.4 rpg, 1.4 apg

Atlantic 10 Stats: 4.8 ppg, 3.4 rpg, 2.0 apg

2017-18

- Had a season-high 11 points, season-high seven rebounds, and season-high seven assists in start at UMass
- Scored eight points off the bench in VCU win
- Recorded eight points and six rebounds at Temple
- Scored eight points (3-of-6 FG) vs. Washington State
- Netted 10 points (4-of-7 FG) in win over Princeton
- Dished out five assists in win at UIC
- Scored six points and pulled down six rebounds in collegiate debut in season opener at Toledo


High School/Personal

- Played for Canada's U19 National Team that captured the gold medal at the FIBA U19 Basketball World Cup in Cairo
- Three-time Maryland Interscholastic Athletic Association All-Star
- Named the 2017 *Howard County Times* Co-Player of the Year...
- Averaged 15.9 points, 8.9 rebounds and 2.4 assists as a senior
- Moved to the United States from his native Canada in 2014

2017-18 Game-by-Game

OPPONENT	MIN	FG-A	3PT-A	FT-A	OR	DR	TR	F	A	TO	BL	S	PT
Toledo*	18	2-4	2-4	0-1	1	5	6	4	2	1	2	0	6
Illinois-Chicago*	23	1-6	0-1	0-0	1	3	4	2	5	1	2	0	2
Princeton*	25	4-7	1-2	1-1	0	6	6	0	2	0	1	0	10
Washington State*	23	3-6	2-4	0-1	0	3	3	1	1	0	0	0	8
Harvard*	12	2-3	2-2	0-0	0	1	1	3	0	2	0	0	6
Sacramento State*	14	0-3	0-2	0-0	0	0	0	0	1	0	0	0	0
Bucknell*	28	1-4	1-3	1-2	0	3	3	2	0	2	1	2	4
Villanova*	17	0-3	0-2	0-0	0	0	0	0	0	0	0	0	0
Temple*	19	3-8	2-5	0-0	0	6	6	2	1	1	0	0	8
Maine*	20	2-7	1-3	0-0	1	4	5	1	1	0	0	1	5
St. John's	13	0-3	0-2	0-0	1	2	3	1	0	2	0	1	0
George Washington*	19	0-3	0-2	0-0	1	1	2	0	1	0	0	1	0
VCU	15	3-5	0-1	2-2	3	1	4	1	1	2	0	1	8
St. Bonaventure	17	2-5	1-4	0-0	0	2	2	2	0	0	0	0	5
George Mason	14	0-1	0-1	0-0	0	2	2	0	1	0	0	0	0
Massachusetts*	31	3-9	2-4	3-4	3	4	7	3	7	3	0	1	11
Dayton													
Fordham													
St. Bonaventure													
Penn													
Saint Louis													
La Salle													
Davidson													
Massachusetts													
Fordham													
Duquesne													
George Mason													
Richmond													
Rhode Island													
La Salle													

* Denotes game started

**#3 MICHAEL BOOTH**

Senior • Guard • 6-3 • 205
 Thornton, Pa.
 Bishop Shanahan
 Pharmaceutical Marketing

Overall Stats: 0.0 ppg, 0.3 rpg, 0.0 apg
 Atlantic 10 Stats: 0.0 ppg, 0.0 rpg, 0.0 apg

2017-18

- Pulled down a rebound in win over Maine
- Saw action vs. #4 Villanova and in win over Bucknell

Career

- Has played in 19 career games
- Selected to the 2016-17 NABC Honors Court
- Co-recipient of the 2015-16 Daniel J. Cummins, Jr. Award for spirit
- Joined the Hawks' squad as a walk-on in 2014-15

**#21 KYLE THOMPSON**

Senior • Guard • 6-2 • 200
 Mt. Laurel, N.J.
 St. Joseph's Prep
 Interdisciplinary Health Services

Overall Stats: 0.0 ppg, 0.0 rpg, 0.0 apg
 Atlantic 10 Stats: 0.0 ppg, 0.0 rpg, 0.0 apg

2017-18

- Saw action in win over Maine, vs. #4 Villanova, and in win over Bucknell

Career

- Has played in 19 career games
- Received the 2016-17 George Senesky Memorial Award for academics
- Co-recipient of the 2015-16 Daniel J. Cummins, Jr. Award for spirit
- Joined the Hawks' squad as a walk-on in 2014-15

**#13 CHRISTIAN VEGA**

Senior • Guard • 6-0 • 188
 Guaynabo, Puerto Rico
 Colegio San Jose'
 Food Marketing

2017-18

- Has not seen action

Career

- Has played in five career games
- Joined the Hawks' squad as a walk-on in 2015-16

**#0 LAMARR KIMBLE**


Junior • Guard • 6-0 • 185
 Philadelphia, Pa.
 Neumann-Goretti
 Communication Studies

2017-18

- Sideline for the remainder of the season after re-injuring fifth metatarsal (left foot) in season opener and will undergo surgery
- Team captain for the second consecutive season

Career/Personal

- 61 career games, 32 double-figure games, 5 games with 20+ pts
- Goes by "Fresh"

**#20 MIKE MUGGIO**

Junior • Guard • 6-3 • 210
 River Vale, N.J.
 Bergen Catholic
 Sports Marketing

2017-18

- Sideline indefinitely with hip injury

Career

- Joined the Hawks' squad as a practice player in 2016-17

High School/Personal

- Was a high school teammate of Pierfrancesco Oliva

**#11 TOLIVER FREEMAN**

Sophomore • Guard • 6-3 • 212
 Baton Rouge, La.
 Catholic
 Biology

Overall Stats: 0.0 ppg, 0.0 rpg, 0.0 apg
 Atlantic 10 Stats: 0.0 ppg, 0.0 rpg, 0.0 apg

2017-18

- Saw action in win over Maine

Career

- Has played in two games, against Maine this season and against Lafayette in 2016-17
- Joined the Hawks' squad as a walk-on in 2016-17



Saint Joseph's Basketball
Saint Joseph's Combined Team Statistics (as of Jan 14, 2018)
All games



RECORD:	OVERALL	HOME	AWAY	NEUTRAL
ALL GAMES	7-9	5-1	1-5	1-3
CONFERENCE	2-3	2-0	0-3	0-0
NON-CONFERENCE	5-6	3-1	1-2	1-3

#	Player	gp-gs	min	avg	Total		3-Point		F-Throw		Rebounds				pf	dq	a	to	blk	stl	pts	avg		
					fg-fga	fg%	3fg-fga	3fg%	ft-fa	ft%	off	def	tot	avg										
01	NEWKIRK, Shavar	16-15	521	32.6	88-236	.373	24-92	.261	86-108	.796	11	53	64	4.0	31	1	55	26	3	26	286	17.9		
25	DEMERY, James	16-16	568	35.5	107-226	.473	10-40	.250	58-91	.637	30	58	88	5.5	25	0	16	22	8	21	282	17.6		
33	FUNK, Taylor	16-5	425	26.6	72-159	.453	49-114	.430	17-21	.810	17	56	73	4.6	35	0	26	19	6	7	210	13.1		
00	KIMBLE, Lamarr	1-1	30	30.0	4-11	.364	2-4	.500	0-1	.000	0	1	1	1.0	2	0	2	0	0	0	10	10.0		
15	CLOVER, Chris	16-15	429	26.8	48-130	.369	16-54	.296	13-28	.464	11	40	51	3.2	32	0	15	16	3	13	125	7.8		
24	OLIVA, Pierfrancesco	15-15	442	29.5	36-77	.468	5-25	.200	22-42	.524	25	87	112	7.5	43	0	48	25	11	12	99	6.6		
05	ROBINSON, Nick	16-1	375	23.4	28-73	.384	4-19	.211	25-34	.735	17	53	70	4.4	48	0	30	21	5	14	85	5.3		
12	LONGPRE', Anthony	16-12	308	19.3	26-77	.338	14-42	.333	7-11	.636	11	43	54	3.4	23	0	22	14	6	7	73	4.6		
22	EDWARDS, Lorenzo	9-0	100	11.1	7-26	.269	4-21	.190	4-5	.800	11	20	31	3.4	11	0	1	3	5	3	22	2.4		
23	LODGE, Markell	6-0	18	3.0	3-3	1.000	0-0	.000	0-0	.000	1	1	2	0.3	2	0	0	1	2	2	6	1.0		
32	WILLIAMS, Jai	7-0	27	3.9	1-4	.250	0-0	.000	3-4	.750	2	2	4	0.6	5	0	0	0	2	0	5	0.7		
11	FREEMAN, Toliver	1-0	1	1.0	0-0	.000	0-0	.000	0-0	.000	0	0	0	0.0	0	0	0	0	0	0	0	0.0		
03	BOOTH, Michael	3-0	3	1.0	0-1	.000	0-1	.000	0-0	.000	0	1	1	0.3	0	0	0	0	0	0	0	0.0		
21	THOMPSON, Kyle	3-0	3	1.0	0-0	.000	0-0	.000	0-0	.000	0	0	0	0.0	0	0	0	0	0	0	0	0.0		
Team											23	29	52											
Total.....		16	3250	420-1023		.411	128-412	.311	235-345	.681	159	444	603	37.7	257	1	215	151	51	105	1203	75.2		
Opponents.....		16	3250	438-994		.441	157-427	.368	189-267	.708	144	497	641	40.1	295	-	248	194	64	68	1222	76.4		

TEAM STATISTICS	SJU	OPP	Date	Opponent	Score	Att.
SCORING	1203	1222	11/11/17	at Toledo	L 87-98	3609
Points per game	75.2	76.4	11/13/17	at UIC	Wot 86-82	3175
Scoring margin	-1.2	-	11/18/17	PRINCETON	W 71-58	4121
FIELD GOALS-ATT	420-1023	438-994	# 11/23/17	vs Washington State	L 71-75	2131
Field goal pct	.411	.441	# 11/24/17	vs Harvard	L 71-77	2513
3 POINT FG-ATT	128-412	157-427	# 11/26/17	vs Sacramento State	W 74-69	1733
3-point FG pct	.311	.368	11/29/17	BUCKNELL	W 83-70	3783
3-pt FG made per game	8.0	9.8	12/02/17	VILLANOVA	L 53-94	4200
FREE THROWS-ATT	235-345	189-267	12/09/17	at Temple	L 78-81	7288
Free throw pct	.681	.708	12/17/17	MAINE	W 72-59	3551
F-Throws made per game	14.7	11.8	& 12/20/17	vs St. John's	L 73-77	5518
REBOUNDS	603	641	* 12/30/17	at George Washington	L 64-70	2225
Rebounds per game	37.7	40.1	* 01/03/18	VCU	Wot 87-81	3518
Rebounding margin	-2.4	-	* 01/06/18	ST. BONAVENTURE	W 85-78	4061
ASSISTS	215	248	* 01/10/18	at George Mason	L 79-81	2783
Assists per game	13.4	15.5	* 01/14/18	at Massachusetts	L 69-72	2476
TURNOVERS	151	194	* - Atlantic 10 Conference Game			
Turnovers per game	9.4	12.1	# - Wooden Legacy, Fullerton, Calif.			
Turnover margin	+2.7	-	& - Hall of Fame Holiday Showcase, Uncasville, Conn.			
Assist/turnover ratio	1.4	1.3				
STEALS	105	68				
Steals per game	6.6	4.3				
BLOCKS	51	64				
Blocks per game	3.2	4.0				
ATTENDANCE	23234	33451				
Home games-Avg/Game	6-3872	6-3593				
Neutral site-Avg/Game	-	4-2974				

Score by Periods	1st	2nd	OT	Totals
Saint Joseph's	565	615	23	1203
Opponents	566	643	13	1222



Saint Joseph's Basketball
Saint Joseph's Season Box Score (as of Jan 14, 2018)
Atlantic 10 games only



RECORD:	OVERALL	HOME	AWAY	NEUTRAL
ALL GAMES	2-3	2-0	0-3	0-0
CONFERENCE	2-3	2-0	0-3	0-0
NON-CONFERENCE	0-0	0-0	0-0	0-0

#	Player	gp-gs	min	avg	Total		3-Point		F-Throw		Rebounds			pf	dq	a	to	blk	stl	pts	avg	
					fg-fga	fg%	3fg-fga	3fg%	ft-fa	ft%	off	def	tot									avg
25	DEMERY, James	5-5	187	37.4	36-72	.500	4-10	.400	23-30	.767	9	17	26	5.2	7	0	4	4	3	5	99	19.8
01	NEWKIRK, Shavar	5-5	193	38.6	29-80	.363	5-29	.172	28-37	.757	5	24	29	5.8	7	0	18	8	2	11	91	18.2
33	FUNK, Taylor	5-4	136	27.2	16-43	.372	13-34	.382	8-12	.667	2	21	23	4.6	13	0	9	5	0	2	53	10.6
15	CLOVER, Chris	5-5	147	29.4	17-45	.378	6-17	.353	4-8	.500	1	11	12	2.4	8	0	4	3	1	4	44	8.8
05	ROBINSON, Nick	5-0	118	23.6	10-25	.400	0-6	.000	17-21	.810	6	16	22	4.4	15	0	7	10	2	5	37	7.4
24	OLIVA, Pierfrancesco	4-4	119	29.8	9-19	.474	2-9	.222	8-11	.727	3	18	21	5.3	15	0	15	7	6	4	28	7.0
12	LONGPRE', Anthony	5-2	96	19.2	8-23	.348	3-12	.250	5-6	.833	7	10	17	3.4	6	0	10	5	0	3	24	4.8
23	LODGE, Markell	4-0	18	4.5	3-3	1.000	0-0	.000	0-0	.000	1	1	2	0.5	2	0	0	1	2	2	6	1.5
32	WILLIAMS, Jai	2-0	11	5.5	1-2	.500	0-0	.000	0-0	.000	1	1	2	1.0	3	0	0	0	0	0	2	1.0
Team											6	12	18				2					
Total.....		5	1025		129-312	.413	33-117	.282	93-125	.744	41	131	172	34.4	76	0	67	45	16	36	384	76.8
Opponents.....		5	1025		145-314	.462	43-117	.368	49-66	.742	41	156	197	39.4	92	-	72	67	20	22	382	76.4

Score by Periods	1st	2nd	OT	Totals
Saint Joseph's	190	183	11	384
Opponents	177	200	5	382



Saint Joseph's Basketball
Saint Joseph's Points-Rebounds-Assists (as of Jan 14, 2018)
All games



Opponent	Date	Score		00 KIMBLE,LAM	01 NEWKIRK,SH	03 BOOTH,MICH	05 ROBINSON,N	11 FREEMAN,TO	12 LONGPRE',A	15 CLOVER,CHR
at Toledo	11/11/17	87-98	L	10-1-2	21-2-1	DNP	3-2-4	DNP	6-6-2	8-5-1
at UIC	11/13/17	86-82	w	DNP	16-0-5	DNP	7-6-1	DNP	2-4-5	0-5-2
PRINCETON	11/18/17	71-58	w	DNP	11-4-1	DNP	2-4-2	DNP	10-6-2	5-2-1
vs Washington State	11/23/17	71-75	L	DNP	24-3-3	DNP	6-2-3	DNP	8-3-1	5-0-0
vs Harvard	11/24/17	71-77	L	DNP	9-2-3	DNP	0-1-3	DNP	6-1-0	2-0-1
vs Sacramento State	11/26/17	74-69	w	DNP	22-4-4	DNP	3-6-2	DNP	0-0-0	7-2-0
BUCKNELL	11/29/17	83-70	w	DNP	19-10-6	0-0-0	9-5-2	DNP	4-3-0	17-5-0
VILLANOVA	12/02/17	53-94	L	DNP	10-2-2	0-0-0	2-6-3	DNP	0-0-0	12-4-1
at Temple	12/09/17	78-81	L	DNP	18-4-6	DNP	1-2-0	DNP	8-6-1	17-9-3
MAINE	12/17/17	72-59	w	DNP	19-2-4	0-1-0	8-7-1	0-0-0	5-5-1	5-3-0
vs St. John's	12/20/17	73-77	L	DNP	26-2-2	DNP	7-7-2	DNP	0-3-0	3-4-2
at George Washington	12/30/17	64-70	L	DNP	10-5-1	DNP	9-3-1	DNP	0-2-1	12-5-0
VCU	01/03/18	87-81	w	DNP	12-4-5	DNP	13-8-2	DNP	8-4-1	3-1-1
ST. BONAVENTURE	01/06/18	85-78	w	DNP	23-10-5	DNP	8-3-1	DNP	5-2-0	8-2-1
at George Mason	01/10/18	79-81	L	DNP	24-7-5	DNP	3-5-2	DNP	0-2-1	19-3-2
at Massachusetts	01/14/18	69-72	L	DNP	22-3-2	DNP	4-3-1	DNP	11-7-7	2-1-0

Opponent	Date	Score		21 THOMPSON,K	22 EDWARDS,LO	23 LODGE,MARK	24 OLIVA,PIER	25 DEMERY,JAM	32 WILLIAMS,J	33 FUNK,TAYLO
at Toledo	11/11/17	87-98	L	DNP	DNP	DNP	7-6-1	16-3-1	DNP	16-6-1
at UIC	11/13/17	86-82	w	DNP	3-2-1	DNP	11-7-4	25-5-2	0-0-0	22-9-2
PRINCETON	11/18/17	71-58	w	DNP	0-1-0	DNP	7-8-3	13-3-1	DNP	23-1-1
vs Washington State	11/23/17	71-75	L	DNP	2-5-0	DNP	5-10-6	13-5-0	DNP	8-5-3
vs Harvard	11/24/17	71-77	L	DNP	7-7-0	0-0-0	16-8-1	18-10-2	2-1-0	11-9-3
vs Sacramento State	11/26/17	74-69	w	DNP	10-9-0	DNP	1-3-2	15-2-0	1-0-0	15-6-1
BUCKNELL	11/29/17	83-70	w	0-0-0	0-3-0	DNP	5-10-5	20-8-0	0-0-0	9-1-2
VILLANOVA	12/02/17	53-94	L	0-0-0	0-2-0	DNP	2-2-0	14-5-0	DNP	13-3-2
at Temple	12/09/17	78-81	L	DNP	0-1-0	DNP	4-11-5	15-4-4	DNP	15-5-0
MAINE	12/17/17	72-59	w	0-0-0	0-1-0	DNP	6-8-2	19-10-0	DNP	10-3-1
vs St. John's	12/20/17	73-77	L	DNP	DNP	0-0-0	7-18-4	15-7-2	0-1-0	15-2-1
at George Washington	12/30/17	64-70	L	DNP	DNP	2-1-0	2-1-2	24-8-1	0-2-0	5-4-1
VCU	01/03/18	87-81	w	DNP	DNP	2-0-0	15-7-3	13-8-1	2-0-0	19-3-2
ST. BONAVENTURE	01/06/18	85-78	w	DNP	DNP	DNP	9-8-8	24-1-0	DNP	8-6-3
at George Mason	01/10/18	79-81	L	DNP	DNP	0-0-0	2-5-2	16-2-1	DNP	15-4-1
at Massachusetts	01/14/18	69-72	L	DNP	DNP	2-1-0	DNP	22-7-1	DNP	6-6-2



Saint Joseph's Basketball
Saint Joseph's Team Game-by-Game (as of Jan 14, 2018)
All games



TEAM STATISTICS

Opponent	Date	Score		Total		3-Pointers		Free throws		Rebounds				pf	a	t/o	blk	stl	pts	avg
				fg-fga	pct	3fg-fga	pct	ft-fa	pct	off	def	tot	avg							
at Toledo	11/11/17	87-98	L	32-70	.457	12-26	.462	11-20	.550	10	21	31	31.0	23	13	6	5	6	87	87.0
at UIC	11/13/17	86-82	Wot	34-75	.453	7-22	.318	11-17	.647	14	31	45	38.0	19	22	15	7	10	86	86.5
PRINCETON	11/18/17	71-58	W	25-53	.472	10-27	.370	11-17	.647	5	25	30	35.3	13	11	4	2	4	71	81.3
vs Washington State	11/23/17	71-75	L	26-66	.394	10-34	.294	9-15	.600	10	29	39	36.2	13	16	7	3	6	71	78.8
vs Harvard	11/24/17	71-77	L	22-61	.361	7-26	.269	20-31	.645	14	28	42	37.4	24	13	10	2	6	71	77.2
vs Sacramento State	11/26/17	74-69	W	21-54	.389	7-26	.269	25-33	.758	11	22	33	36.7	18	9	13	0	13	74	76.7
BUCKNELL	11/29/17	83-70	W	28-68	.412	10-25	.400	17-24	.708	9	40	49	38.4	16	15	6	6	4	83	77.6
VILLANOVA	12/02/17	53-94	L	21-64	.328	5-24	.208	6-8	.750	10	18	28	37.1	12	8	10	3	5	53	74.5
at Temple	12/09/17	78-81	L	27-60	.450	12-27	.444	12-22	.545	10	33	43	37.8	13	19	13	4	2	78	74.9
MAINE	12/17/17	72-59	W	26-70	.371	6-25	.240	14-23	.609	11	32	43	38.3	8	9	3	3	11	72	74.6
vs St. John's	12/20/17	73-77	L	29-70	.414	9-33	.273	6-10	.600	14	34	48	39.2	22	13	19	0	2	73	74.5
at George Washington	12/30/17	64-70	L	21-57	.368	4-17	.235	18-24	.750	10	23	33	38.7	16	7	10	2	10	64	73.6
VCU	01/03/18	87-81	Wot	26-69	.377	6-21	.286	29-38	.763	10	29	39	38.7	12	15	9	3	8	87	74.6
ST. BONAVENTURE	01/06/18	85-78	W	26-57	.456	9-29	.310	24-32	.750	7	28	35	38.4	21	18	13	3	7	85	75.4
at George Mason	01/10/18	79-81	L	29-67	.433	10-30	.333	11-17	.647	6	25	31	37.9	10	14	3	4	5	79	75.6
at Massachusetts	01/14/18	69-72	L	27-62	.435	4-20	.200	11-14	.786	8	26	34	37.7	17	13	10	4	6	69	75.2
Saint Joseph's		1203		420-1023	.411	128-412	.311	235-345	.681	159	444	603	37.7	257	215	151	51	105	1203	75.2
Opponents		1222		438-994	.441	157-427	.368	189-267	.708	144	497	641	40.1	295	248	194	64	68	1222	76.4

Games played: 16
Points/game: 75.2
FG Pct: 41.1
3FG Pct: 31.1
FT Pct: 68.1

Rebounds/game: 37.7
Assists/game: 13.4
Turnovers/game: 9.4
Assist/turnover ratio: 1.4
Steals/game: 6.6
Blocks/game: 3.2