



# SAINT JOSEPH'S BASKETBALL

## 2017-18 GAME NOTES

Game  
**20**

### SAINT JOSEPH'S HAWKS (9-10; 0-2 Big 5) at PENN QUAKERS (12-5; 0-3 Big 5)

January 27, 2018 • 7 p.m. • NBCSP  
The Palestra (8,722) • Philadelphia, Pa.

TV: NBC Sports Philadelphia (Joe Tordy, Vince Curran)

Online: IvyLeague.com

Radio: 1210 WPHT (Matt Martucci, Joe Lunardi)

Online: SJUHawks.com

#### 2017-18 SCHEDULE/RESULTS

Overall: 9-10 A-10: 4-4 H: 7-1 A: 1-6 N: 1-3

#### NOVEMBER

Date	Opponent	Result
Sat., 11	at Toledo (ESPN3)	L 87-98
Mon., 13	at UIC (NBCSP+)	W 86-82 ot
Sat., 18	PRINCETON	W 71-58
Thu., 23	vs. Washington St. + (ESPN3)	L 71-75
Fri., 24	vs. Harvard + (ESPN3)	L 71-77
Sun., 26	vs. Sacramento St. + (ESPN3)	W 74-69
Wed., 29	BUCKNELL	W 83-70

#### DECEMBER

Sat., 2	#4 VILLANOVA & (ESPN2)	L 53-94
Sat., 9	at Temple & (CBSSN)	L 78-81
Sun., 17	MAINE	W 72-59
Wed., 20	vs. St. John's % (ESPN3)	L 73-77
Sat., 30	at George Washington	L 64-70

#### JANUARY

Wed., 3	VCU (MASN)	W 78-71 ot
Sat., 6	ST. BONAVENTURE (ESPN3)	W 85-78
Wed., 10	at George Mason	L 79-81
Sun., 14	at Massachusetts (NBCSN)	L 69-72
Wed., 17	DAYTON (CBSSN)	W 81-65
Sat., 20	FORDHAM	W 68-46
Wed., 24	at St. Bonaventure (CBSSN)	L 67-70
Sat., 27	at Penn (Palestra) & (NBCSP)	7:00 p.m.
Wed., 31	SAINT LOUIS	7:00 p.m.

#### FEBRUARY

Sat., 3	at La Salle (CBSSN)	4:00 p.m.
Tue., 6	at Davidson (Stadium)	7:00 p.m.
Sat., 10	MASSACHUSETTS	4:00 p.m.
Wed., 14	at Fordham	7:00 p.m.
Sat., 17	DUQUESNE	6:00 p.m.
Wed., 21	GEORGE MASON	7:00 p.m.
Sat., 24	at Richmond (NBCSP+, NBCSW+)	6:00 p.m.
Tue., 27	at Rhode Island (CBSSN)	7:00 p.m.

#### MARCH

Sat., 3	LA SALLE & (Facebook)	2:00 p.m.
Wed., 7-	Atlantic 10 Championship	
Sun., 11	(Capital One Arena, Washington, D.C.)	

Home games in CAPS at Hagan Arena  
+ Wooden Legacy (Fullerton, Calif.)  
% Basketball Hall of Fame Holiday Showcase  
(Uncasville, Conn.)  
& Big 5 game

#### Men's Basketball Contact:

Marie Wozniak (mwozniak@sju.edu)

O: 610-660-1727 C: 610-999-3634

#### FOLLOW THE HAWKS

Twitter @SJUHawks\_MBB, @SJUHawks  
Instagram @SJUHawks\_MBB  
Facebook saintjosephshawks

#### ABOUT THE HAWKS

- Saint Joseph's lost another close one on the road, falling to St. Bonaventure, 70-67, as the Bonnies hit the game-winning shot with :19 to play
- **James Demery** is averaging a career-best 17.8 points for the Hawks and is averaging 19.5 points in Atlantic 10 games
- The Hawks rank second in the nation in fewest turnovers (178) and fewest per game (9.4)
- SJU is 7-1 at home, with a five-game winning streak, but is 1-6 on the road this year; the Hawks are looking to snap a four-game road losing streak
- This is the Hawks' third Big 5 game of the year but they won't close out City Series play until the March 3 home game with La Salle
- Saint Joseph's owns a 335-165 record at The Palestra in over 60 years of games played here
- This game closes out Suits and Sneakers Week, an American Cancer Society initiative. **Phil Martelli** is the chair of the National Coaches vs. Cancer Council (more on pg. 3)

#### HAWKS' STREAK: 1 loss

#### SERIES vs. PENN: SJU leads 51-35

#### NEXT UP

- Jan. 31 vs. Saint Louis, 7 p.m., A-10 Network
- Feb. 3 at La Salle, 4 p.m., CBSSN

#### HAWKS' LINEUP

##### 2017-18 Stats

PROBABLE STARTERS	PPG	RPG	APG	MPG	Notes
F- #25 James Demery	17.8	5.5	1.2	35.3	Big 5 Player of the Week for Jan. 22
F- #24 Pierfrancesco Oliva	7.1	7.9	3.1	29.5	Career-high 22 pts in Fordham win
F- #33 Taylor Funk	12.8	4.5	1.6	27.1	Team-high 19 pts vs. VCU
G- #15 Chris Clover	7.8	3.0	1.1	27.3	Season-high 19 pts at George Mason
G- #1 Shavar Newkirk	16.7	4.3	3.3	32.5	Scored 18 pts against Dayton
OFF THE BENCH					
F- #12 Anthony Longpré	4.2	3.1	1.4	18.5	Highs of 11 pts, 7 rebs, 7 asts at UMass
G- #5 Nick Robinson	5.9	4.5	2.1	23.6	Tied season-high w/ 13 pts at St. Bona.
F- #22 Lorenzo Edwards	2.0	2.8	0.1	9.4	Has played in 11 games
F- #32 Jai Williams	0.6	0.5	0.0	3.5	Has seen action in 8 games
F- #23 Markell Lodge	1.0	0.6	0.0	2.4	Had two steals in GW game
F- #10 Gerald Blount	2.0	2.0	0.0	1.0	Made first appearance of the year vs. Dayton
G- #3 Mike Booth	0.0	0.3	0.0	0.0	Fourth-year walk-on
G- #21 Kyle Thompson	0.4	0.0	0.0	0.0	Fourth-year walk-on
G- #13 Christian Vega	0.0	0.0	0.0	1.0	Third-year walk-on
G- #11 Toliver Freeman	0.0	0.5	0.0	1.0	In second year as a walk-on
INJURED					
F- #2 Charlie Brown, Jr.	12.8*	5.0	1.1	34.2	Sidelined with fractured wrist
G- #0 Lamarr Kimble	10.0	1.0	2.0	30.0	Out for the season w/ recurrence of foot injury

\*2016-17 stats

**ROSTER**

NO.	NAME	CL	POS	HT	WT	HOMETOWN	HIGH SCHOOL
0	Lamarr Kimble #	Jr.	G	6-0	185	Philadelphia, Pa.	Neumann-Goretti
1	Shavar Newkirk	Sr.	G	6-0	185	New York, N.Y.	Cardinal Hayes
2	Charlie Brown	So.	F	6-7	192	Philadelphia, Pa.	St. Thomas More (Conn.)
3	Michael Booth	Sr.	G	6-3	205	Thornton, Pa.	Bishop Shanahan
5	Nick Robinson	So.	F	6-6	195	Chicago, Ill.	Kenwood Academy
10	Gerald Blount	So.	F	6-6	225	Suwanee, Ga.	Pomfret School (Conn.)
11	Toliver Freeman	So.	G	6-3	212	Baton Rouge, La.	Catholic
12	Anthony Longpré	Fr.	F	6-10	240	L'Assomption, Quebec	Glenelg Country (Md.)
13	Christian Vega	Sr.	G	6-0	188	Guaynabo, P.R.	Colegio San José
15	Chris Clover	Jr.	G	6-3	210	Philadelphia, Pa.	St. Joseph's Prep
21	Kyle Thompson	Sr.	G	6-2	200	Mt. Laurel, N.J.	St. Joseph's Prep
22	Lorenzo Edwards	R-Fr.	F	6-7	220	Lake Forest, Ill.	Lake Forest
23	Markell Lodge	Jr.	F	6-7	215	Washington, N.C.	Pace Academy
24	Pierfrancesco Oliva	R-So.	F	6-8	210	Taranto, Italy	Bergen Catholic (N.J.)
25	James Demery	Sr.	F	6-6	200	Williamston, N.C.	Northside Christian Academy
32	Jai Williams	Sr.	F	6-9	235	Philadelphia, Pa.	Phila. Electrical Tech. Charter
33	Taylor Funk	Fr.	F	6-9	225	Lancaster, Pa.	Manheim Central

# Out for season with injury

**Head Coach:** Phil Martelli (Widener '76) - 23rd year

**Assistant Coaches:** Mark Bass (Saint Joseph's '95) - 19th year; David Duda (Spring Garden '88) - 12th year; Geoff Arnold (Saint Joseph's '86) - 10th year

**Director of Program Administration:** Phil Martelli, Jr. (Saint Joseph's '03)

**Athletic Trainer:** Bill Lukasiewicz (Springfield '88)

**PRONUNCIATION GUIDE**

(Gerald) Blount	.....	.BLUNT
(Chris) Clover	.....	.CLOE-verr
(Anthony) Longpré	.....	.long-PRAY
Markell (Lodge)	.....	.mar-KELL
Shavar (Newkirk)	.....	.shuh-VAR
Pierfrancesco Oliva	.....	.pea-AIR-fran-CHESS-co o-LEE-vuh
Jai (Williams)	.....	Ji (rhymes with "eye")
Lukasiewicz	.....	loo-KAZ-uh-WITZ



**Champions - 1986, 1997, 2014, 2016**

**QUICK FACTS**

Location .....Philadelphia, Pa. 19131  
 Founded .....1851  
 Enrollment.....4,850 (full-time undergrads)  
 Denomination .....Roman Catholic (Jesuit)  
 Nickname .....Hawks  
 Colors .....Crimson and Gray  
 Athletic Affiliation .....NCAA Division I  
 Conference .....Atlantic 10  
 Home Arena .....Michael J. Hagan '85 Arena  
 Capacity .....4,200  
 President .....Mark C. Reed, Ed.D.  
 Vice President for Athletics/Athletic Director.....Don DiJulia

2016-17 Record .....11-20  
 2016-17 A-10 Record (Place) .....4-14 (13th)  
 Letterwinners Returning/Lost.....15/2  
 Starters Returning/Lost.....5/0

Head Coach (alma mater) .....Phil Martelli (Widener '76)  
 Coach's Overall Record/Year .....423-303, 23rd season  
 Record at School/Year ..... same  
 Assistant Coaches .....Mark Bass (Saint Joseph's '96) - 19th season  
 .....David Duda (Spring Garden '88) - 12th season  
 .....Geoff Arnold (Saint Joseph's '86) - 10th season  
 Director of Program Administration .....Phil Martelli, Jr. - 1st season

Assoc. AD/Communications (MBB Contact) .....Marie Wozniak  
 Office Phone.....610-660-1727  
 Cell Phone .....610-999-3634  
 Athletic Communications Fax.....610-660-1724  
 Email .....mwozniak@sju.edu

Basketball Office .....610-660-1706  
 Basketball Fax.....610-660-1762  
 Press Row - Hagan Arena .....610-660-2599  
 Athletics Website .....www.sjuhawks.com

**BROADCAST SCHEDULE**

Date	Opponent	EST	TV	Radio	Digital
11/11	at Toledo	7:00 p.m.		1210	ESPN3
11/13	at Illinois at Chicago	8:00 p.m.	NBCSP+,NBCSCHI	1210	NBCSports
<b>11/18</b>	<b>PRINCETON</b>	<b>7:00 p.m.</b>		<b>1210</b>	<b>A10N</b>
11/23	vs. Washington State	6:00 p.m.		1210	ESPN3
11/24	vs. Harvard	3:30 p.m.		1210	ESPN3
11/26	vs. Sacramento State	2:30 p.m.		1210	ESPN3
<b>11/29</b>	<b>BUCKNELL</b>	<b>7:00 p.m.</b>		<b>1210</b>	<b>A10N</b>
<b>12/2</b>	<b>VILLANOVA</b>	<b>5:30 p.m.</b>	<b>ESPN2</b>	<b>1210</b>	ESPN.com
12/9	at Temple	2:30 p.m.	CBSSN	98.1 HD2	
<b>12/17</b>	<b>MAINE</b>	<b>4:30 p.m.</b>		<b>1210</b>	<b>A10N</b>
12/20	vs. St. John's	4:30 p.m.	ESPNU	1210	
12/30	at George Washington	4:00 p.m.		98.1 HD2	A10N
<b>1/3</b>	<b>VCU</b>	<b>7:00 p.m.</b>	<b>MASN</b>	<b>1210</b>	A10N
<b>1/6</b>	<b>ST. BONAVENTURE</b>	<b>8:00 p.m.</b>	<b>ESPNU</b>	<b>1210</b>	ESPN.com
1/10	at George Mason	7:00 p.m.		98.1 HD2	A10N
1/14	at Massachusetts	5:00 p.m.	NBCSN	1210	NBCSports
<b>1/17</b>	<b>DAYTON</b>	<b>6:30 p.m.</b>	<b>CBSSN</b>	<b>990</b>	
<b>1/20</b>	<b>FORDHAM</b>	<b>1:00 p.m.</b>		<b>98.1 HD2</b>	<b>A10N</b>
1/24	at St. Bonaventure	7:00 p.m.	CBSSN	990	
1/27	at Penn (Palestra)	7:00 p.m.	NBCSP	1210	
<b>1/31</b>	<b>SAINT LOUIS</b>	<b>7:00 p.m.</b>		<b>1210</b>	A10N
2/3	at La Salle	4:00 p.m.	CBSSN	1210	
2/6	at Davidson	7:00 p.m.	Stadium	1210	Stadium
<b>2/10</b>	<b>MASSACHUSETTS</b>	<b>4:00 p.m.</b>		<b>1210</b>	A10N
2/14	at Fordham	7:00 p.m.		1210	A10N
<b>2/17</b>	<b>DUQUESNE</b>	<b>6:00 p.m.</b>		<b>1210</b>	A10N
<b>2/21</b>	<b>GEORGE MASON</b>	<b>7:00 p.m.</b>		<b>1210</b>	A10N
2/24	at Richmond	6:00 p.m.	NBCSP+,NBCSW+	1210	
2/27	at Rhode Island	7:00 p.m.	CBSSN	1210	
<b>3/3</b>	<b>LA SALLE</b>	<b>2:00 p.m.</b>		<b>1210</b>	<b>Facebook</b>
3/7-11	Atlantic 10 Championship				

Audio streaming of all games on SJUHawks.com

A10N= A-10 Network  
 CBSSN= CBS Sports Network; NBCSN= NBC Sports Network; NBCSP= NBC Sports Philadelphia; NBCSP+= NBC Sports Philadelphia+; NBCS CHI= NBC Sports Chicago; NBCSW+= NBC Sports Washington+

1210= Talk Radio 1210 WPHT AM; 990= News Talk 990 AM WNTP

**STATISTICAL COMPARISON**  
**'17-18 Stats**

	<b>SJU</b>	<b>PENN</b>
Overall Record	9-10	12-6
Conference Record	4-4	3-0
Home Record	7-1	6-3
Away Record	1-6	4-2
Neutral Record	1-3	2-1
Points per Game	74.7	76.9
Opp. Points/Game	73.8	69.7
Field Goal Pct.	.411	.447
Opp. Field Goal Pct.	.430	.419
3-Pt. FG Made/Game	7.9	9.2
3-Pt. FG Pct.	.311	.350
Opp. 3-Pt. FG Pct.	.354	.308
Free Throws Made/Game	14.4	12.7
Free Throw Pct.	.676	.632
Rebounds/Game	37.9	39.0
Opp. Rebounds/Game	40.0	37.4
Assists/Game	13.7	15.9
Turnovers/Game	9.4	12.2
Opp. Turnovers/Game	12.7	13.5
Steals/Game	6.9	6.4
Blocks/Game	3.2	2.7

**SERIES HISTORY**  
**SAINT JOSEPH'S vs. PENN**

**All-Time Series:** SJU 51-35  
**SJU Streak:** 2 wins  
**First Meeting:** 12/9/22, Penn 29-17  
**Last Meeting:** 1/21/17, SJU 78-71  
**Last SJU Win:** 1/21/17, 78-71  
**Last Penn Win:** 1/24/15, 56-52  
**Coach Martelli vs. Penn:** 16-7

**Last Five**

1/21/17	W	78-71	P
1/20/16	W	80-55	P
1/24/15	L	52-56	P
1/18/14	W	85-68	P
1/19/13	W	79-59	P

- SJU has won nine of the last 12 against Penn, scoring a 78-71 win last season
- Penn won two in a row in 2011 and 2012

**LAST TIME OUT**

- Saint Joseph's battled back from a 12-point deficit but fell just short going down to the wire at St. Bonaventure, 70-67
- SJU used a 16-2 run midway through the second half to take a 56-54 lead with 9:26 remaining after a pair of free throws by **Nick Robinson**. A **Chris Clover** basket and a **James Demery** free throw on either side of an SBU basket put the Hawks ahead, 59-56, but the Bonnies tied it with a three-pointer at 7:18
- The Hawks took a 66-62 cushion with over four minutes to go. The Bonnies hit another three at 3:48, but the teams went scoreless over the next minute until Demery notched a steal and hit 1-of-2 from the line to make it a 67-65 game with 2:36 left
- SBU went ahead, 69-67, at 18.5 seconds but an offensive foul call on SJU on the next possession forced the Hawks to foul; SBU hit 1-of-2 free throws and Robinson's last-second heave fell short and the Bonnies came away with the victory
- Demery and Robinson had 13 points apiece while **Taylor Funk** added 10

**LAST TIME VS. PENN**

- **Lamarr Kimble** scored a game-high 23 points and **Charlie Brown** had 19 to lead Saint Joseph's to a 78-71 win over Penn before a near-capacity crowd at The Palestra
- Kimble made 9-of-11 from the line while Brown had nine rebounds and made 7-of-8 free throws. **James Demery** scored 15 points and **Chris Clover** added 10 points
- Holding onto a 60-56 lead with 5:38 to play, the Hawks converted 16-of-20 from the foul line in the final stretch to seal the win. SJU led by as much as 78-68 with six seconds left, but a late three-pointer by Penn provided the final margin

**KEY TO THE CITY**

- The Hawks are 0-2 in the Big 5 this season with losses to Villanova and Temple
- SJU went 1-3 in the Big 5 last year with the lone win coming over Penn
- The Hawks will close out Big 5 play in the final regular-season game, against La Salle on March 3 in Hagan Arena
- Saint Joseph's has won 20 Big 5 titles (9 outright/11 shared), which is behind Temple's 27 titles (6/21 shared) and Villanova's 25 (14 outright/11 shared)

**CLOSE CALLS**

- The Hawks have been involved in a number of close games this year, as 12 of the 19 have been decided by less than 10 points
- More importantly, eight of SJU's 10 losses are by a combined total of 31 points, an average margin of 3.9 points

**BIG MAN IN THE BIG 5**

- **James Demery** was named the Big 5 Player of the Week for Jan. 22, earning honors for the second time this season
- Demery averaged 22.0 points, 5.5 rebounds and 3.0 assists per game in SJU's 2-0 week, while converting 50 percent from the field
- He scored a team-high 19 points on 7-for-11 shooting in the win over Dayton. He followed that with 25 points, in the win over Fordham where he made a career-best 11 field goals, had seven boards and dished out four assists
- Demery had previously earned Co-Player of the Week honors on January 8

**KEYS TO THE GAME**

- **Phil Martelli** pointed to the turnovers (11) and poor free-throw shooting (57.1) as reasons for the loss at St. Bonaventure
- The Hawks went 4-of-7 from the line in the first half, but just 12-of-21 in the second

**FOR A GOOD CAUSE**

- It is Suits and Sneakers Week, a Coaches vs. Cancer initiative where the nation's coaches will be wearing sneakers on the sidelines to raise awareness in the fight against cancer. **Phil Martelli** and staff are participating for both games this week
- Martelli is passionate for his work with Coaches vs. Cancer. He is the co-chair of the Philadelphia Coaches vs. Cancer effort, which is one of the nation's highest fundraising groups; comprised of the city's six Division I coaches and their wives, the group has raised over \$14 million
- Martelli and co-chair, Temple coach Fran Dunphy, were honored by the American Cancer Society in June with the prestigious Circle of Honor Award
- Martelli is also the chair of the National Coaches vs. Cancer Council
- Fans can contribute by bidding on the coaches' sneakers or by purchasing Lacey's Laces, in memory of Lacey Holsworth, who passed away at the age of eight. Those links are:  
[ebay.com/coachesvscancer](http://ebay.com/coachesvscancer)  
[shoecarnival.com/lacey](http://shoecarnival.com/lacey)

**WINNING OUTRIGHT**

- In SJU's nine wins, the average winning margin is 11.0 points
- The Hawks posted their top two winning margins of the year last week, with a 19.0 average in wins over Dayton and Fordham

**DEMERY'S DOUBLES**

- **James Demery** has scored double figures in all 19 games, with a high of 25 twice and more recently vs. Fordham; he's averaging a career-best 17.8 points per game

- He has two double-doubles this year, with the most recent coming against Maine (19 pts-10 rebs) and now has four in his career
- Demery has scored 20-plus points in four of the last eight games

**TWO-MAN SHOW**

- **James Demery** and **Pierfrancesco Oliva** combined for 47 of the Hawks' 68 points in the win over Fordham
- Demery scored 13 points in the first half and Oliva had 10 as the Hawks totalled 28 in the period

**BOUNCING BACK**

- **Pierfrancesco Oliva** missed his first game of the season at UMass due to the flu but recovered to grab 15 rebounds in the win over Dayton; he followed that with a career-high 22 points in the Fordham win
- **Nick Robinson** missed the practices leading up to the Dayton game, but played 27 minutes and tied his season-high with 13 points

**STARRING SHAVAR**

- **Shavar Newkirk** has scored in double figures in all but three games, making his return this season from an ACL injury
- He's averaging 16.7 points per game and ranks 10th in the A-10 in scoring
- Newkirk also ranks seventh in the league in assist/turnover ratio and seventh in steals
- The senior has two doubles-doubles in points and rebounds; the most recent was 23 points, 10 rebounds against St. Bonaventure

**DOING IT ALL**

- **Pierfrancesco Oliva** has achieved new career-highs in points, rebounds and assists this year and tops SJU in rebounding (7.9)
- He has five games of double-figure rebounds including a career-high of 18 against St. John's
- In the St. Bonaventure win, he had nine points, eight rebounds and eight assists
- Oliva had an odd stat line against Dayton with no points but 15 rebounds and three assists
- He followed that with a career-high 22 points in the Fordham win

**TAKING CARE OF THE BALL**

- Saint Joseph's ranks second in the nation in fewest turnovers with 178 and second in turnovers per game (9.4)
- SJU has recorded single digits in turnovers in nine of 19 games, with a low of three twice this year, most recently at George Mason

**LUCKY CLOVER**

- Junior **Chris Clover** has scored double figures in six of the last 12 games with a high of 19 at George Mason. He scored 14 points in

the first half and made a career-high eight field goals in the game

- Clover's basket with :05 left looked to be the gamewinner for the Hawks until George Mason's three-pointer at :01 clinched the win
- The junior scored 10 points in the win over Dayton

**DOWN TO THE WIRE**

- The Hawks have been involved in a handful of close games this season, with four of the last seven coming down to the wire:
- SJU held a 75-71 lead over VCU with under two minutes to play, but the Rams tied the game, 76-76, with 10 seconds left. The Hawks missed on their next possession and VCU had one more chance and hit a shot after time expired. SJU eventually won the game in overtime, 78-71
- At George Mason, SJU scored with :05 left to take its first lead of the half; GMU went the length of the court and won the game on a three-pointer with :01 left
- At UMass, the Hawks were within a point three times in the final minute; they had a chance to tie but **Shavar Newkirk's** three-point attempt at :02 was off the mark
- At St. Bonaventure, the teams were tied with 1:24 to play and SBU scored the eventual gamewinner at :19. The Hawks committed an offensive foul at :08 and with one more chance at :06, their last shot was off the mark

**BROWN UPDATE**

- **Charlie Brown, Jr.**, is still sidelined due to the fractured left wrist he suffered in October. The scaphoid bone, which Brown fractured, normally requires three months or more in a cast when broken - he underwent surgical fixation (Oct. 24) in hopes of shortening the recovery time
- After new imaging studies and a follow-up examination, it was determined that the bone continues to be slow in healing and Brown remains in a cast; he will undergo another C/T scan to determine if sufficient progress has been made toward receiving clearance to play

**ON TARGET:**

- SJU shot 49.2 percent from the field against Dayton, which was the highest shooting percentage in a game this season

**CHANGING IT UP**

- Freshman **Taylor Funk** replaced **Anthony Longpré** in the starting lineup vs. VCU, making his second start of the year
- Funk responded with 19 points, with six in overtime, including a three-pointer with 1:40 left in the extra period; the freshman also matched his season-high playing 33 minutes
- He has made eight starts on the year, with

**HAWK DOUBLES**

**Double-Figure Point Games**

	'17-18	Streak	Career
James Demery	19	21^	59
Shavar Newkirk	16	--	40
Taylor Funk	12	1	12
Chris Clover	6	--	15
Pierfrancesco Oliva	3	--	5
Nick Robinson	3	1	7
Lorenzo Edwards	1	--	1
Anthony Longpré	1	--	1
Charlie Brown	--	17^	25
Markell Lodge	--	--	4
Lamarr Kimble	1	9^	33

**20-Plus Point Games**

	'17-18	Streak	Career
Shavar Newkirk	7	--	14
James Demery	5	--	7
Taylor Funk	2	--	2
Pierfrancesco Oliva	1	--	1
Charlie Brown	--	--	1
Lamarr Kimble	--	--	4
Chris Clover	--	--	2

**Double-Figure Rebound Games**

	'17-18	Streak	Career
Pierfrancesco Oliva	5	--	5
James Demery	2	--	5
Shavar Newkirk	1	--	1
Markell Lodge	--	--	1

**Double-Figure Assist Games**

	'17-18	Streak	Career
Lamarr Kimble	--	--	1

**Double-Doubles**

	'17-18	Streak	Career
James Demery	2	--	5
Shavar Newkirk	2	--	2
Lamarr Kimble	--	--	1

seven consecutive, and is averaging 11.6 ppg in those seven games

**BALANCED ATTACK**

- The Hawks have had five players score double figures in two games this year, wins over Dayton and VCU

**MAGIC NUMBER**

- **Shavar Newkirk** surpassed the 900-career point mark at UMass and now has 952 points; The senior has played in 98 career games

**NON CONTACT**

- As they have in recent years, the Hawks are limiting their number of fouls, ranking 12th in the nation in fewest fouls with 296
- The Hawks have only one disqualification in 19 games thus far
- Their opponents have gone to the line an average of 15.7 times per game; the Hawks are averaging 21.2 free throw attempts

**MINUTE MAN**

- **Shavar Newkirk**, who is a year away from having ACL surgery, played a career-high 43 minutes in the VCU win
- Newkirk, who was supposed to ease into his minutes this season, was forced into playing

extra due to the injury to **Lamarr Kimble** and is now averaging 32.5 minutes in all games, and 36.2 in A-10 games

#### TAYLOR'S TREYS

- **Taylor Funk** tops the team in three-pointers made with 57 and has made at least one in every game this season
- His single-game high is five threes against Princeton, Temple and St. John's; he's made four or more three pointers in eight games

#### FRESH START

- **Anthony Longpré** made the start at UMass in place of **Pierfrancesco Oliva** (flu) and notched season-highs with 11 points, seven rebounds and seven assists in 31 minutes

#### NICK OF TIME

- Sophomore **Nick Robinson** had one of the best games of his career vs. VCU as he posted a season-high 13 points and tied his personal best with eight rebounds
- More importantly, Robinson hit a career-best 11-for-14 of his free throws as the Hawks went a season-best 29-for-38 from the line
- He is converting a team-best 81.3 percent from the foul line in A-10 games

#### TALE OF TWO HALVES

- The Hawks came out strong at UMass, shooting 53 percent from the field and running up a 37-25 halftime lead
- But Saint Joseph's cooled off in the second, hitting just 36 percent from the field and making only 1-for-11 from three-point range, as the Minutemen erased a 16-point SJU lead
- It was the second largest lead lost by Saint Joseph's this year, as they had a 20-point lead disappear in a 75-71 loss to Washington St.

#### OUTSIDE THE ARC

- Saint Joseph's is shooting just 31.1 percent from three-point range overall and 29.3 percent in A-10 games
- The season-best effort was 46.2 percent in the opener at Toledo
- SJU has made 10 or more three-pointers in seven games this year

#### ON BOARD

- The Hawks lead the A-10 in both defensive rebounds with 28.1 per game, and in defensive rebounding percentage at 75.6
- SJU has outrebounded its opponents seven times this year
- **Pierfrancesco Oliva** tops the Hawks with 7.3 boards per game and ranks fifth in the A-10

#### LOSING LAMARR

- **Lamarr Kimble** is out for the season after re-injuring the fifth metatarsal of his left foot at Toledo. It was the same injury that occurred on

Feb. 11, 2017 which required surgery and caused him to miss the final seven games of the 2016-17 season

- He had successful surgery on January 8 and is on the road to recovery
- The team captain averaged 15.5 ppg last year and led the team with 107 assists
- The junior has scored double figures 32 times in 61 games and has 599 career points

#### DEE-FENSE

- One of SJU's best defensive efforts came against Bucknell
- The Bison entered the game averaging 85 points, but ended up scoring just 70 points, hitting 34% of their field goals and 14% from three-point range
- In league play, Saint Joseph's shut down Matt Mobley of St. Bonaventure, limiting him to two points, well below his 18.7 average in the win on Jan. 6
- On the flip side, SJU's defense was not as strong at George Mason as the Hawks gave up 47 points in the first half, which was the highest first-half total by an opponent this year

#### WELCOME TO THE CLUB

- **James Demery** became the newest member of SJU's 1000-point club when he scored his fifth point early in the second half (19:13) of the VCU win; the senior finished the game with 13 points
- Demery is the 54th Hawk to reach the plateau in his career and now has 1,127 points to rank 39th on the all-time list behind Bill Oakes (1,129)

#### TAKING ITS TOLL

- Saint Joseph's placed three players on the Preseason All-A-10 Teams, which is the most of any school, but two of them are sitting on the sidelines
- **Shavar Newkirk** earned A-10 2nd Team status and is the Hawks' leading scorer, but **Lamarr Kimble** (3rd Team) is sidelined for the year while **Charlie Brown, Jr.** (3rd Team) has yet to play
- Kimble's season-ending injury is the fifth in two years for SJU, and Brown has missed every game with his return yet to be determined
- The absence of Kimble and Brown leaves 769 total points (from last year) on the bench

#### STREAK ENDER

- **Shavar Newkirk** saw his 17-game double-figure scoring streak come to an end vs. Harvard when he scored nine points, but he bounced back with 22 vs. Sacramento State
- It was the first single-digit game for Newkirk since March 18, 2016, when the Hawks defeated Cincinnati in the NCAA First Round

### HAWKS IN THE A-10 STATS

(thru games of Jan. 25)

	Category	All	A-10
<b>James Demery</b>	Scoring	7th	3rd
	FG Pct.	14th	--
	3FG Pct.	--	15th
<b>Taylor Funk</b>	Scoring	25th	--
	3FG Pct.	6th	--
	3FG Made	2nd	5th-T
<b>Shavar Newkirk</b>	Scoring	6th	18th
	Assists	14th	--
	Ast/TO Ratio	7th	10th
	FT Pct.	13th	--
	Steals	7th	4th
	Minutes	--	--
<b>P. Oliva</b>	Rebounding	5th	9th
	Ast/TO Ratio	15th	--
	Def. Rebs.	2nd	4th
	Steals	--	11th
	Blocks	13th	5th
<b>Nick Robinson</b>	Free Throws	--	11th
<b>TEAM</b>	<b>Category</b>	<b>All</b>	<b>A-10</b>
	Scoring Off	5th	8th
	Scoring Def	11th	5th
	Scoring Marg.	6th	3rd
	FT Pct.	13th	9th
	FG Pct.	13th	13th
	FG Pct. Def	4th	4th
	3FG Pct.	11th	13th
	3FG Pct. Def	9th	5th
	Reb. Offense	2nd	8th
	Reb. Defense	14th	14th
	Reb. Margin	12th	12th
	Blocks	8th	8th
Assists	7th	7th	
Steals	5th	<b>1st-T</b>	
TO Marg	3rd	<b>1st</b>	
Ast/TO Ratio	2nd	2nd	
Off. Rebs	7th	10th	
Def. Rebs	<b>1st</b>	3rd	
Def. Reb. Pct.	<b>1st</b>	4th	
Off. Reb. Pct.	11th	13th	
3FG Made	6th	11th	

#### RALLY CAPS

- The Hawks rallied from a 12-point deficit with 11:51 left against Sacramento St. to earn the 74-69 win, which was the largest deficit overcome for a victory this season
- SJU was down 16 points with 5:25 left at Temple and went on a 14-4 run, helped by three three-pointers from **Taylor Funk**, to cut it to a four-point deficit with 1:32 to play; but the Hawks couldn't pull ahead, losing 81-78

#### FOUL BALL

- Free-throw shooting was one of the Hawks' glaring weaknesses last season and the struggles continue this year. SJU is converting just 68.4 percent from the line but is hitting 73.7 percent in A-10 games
- **Shavar Newkirk** is shooting 79.5 percent while **Taylor Funk** is at 80 percent, with lesser attempts (23)

- The Hawks had a season-best performance from the line in the VCU win, making 29-of-38; **Nick Robinson** led the way with a career-best 11-for-14 effort
- Prior to the VCU win, SJU was averaging 20.3 free throw attempts per game

#### IRON MAN

- With the Hawks' short bench again this year, senior **James Demery** is averaging a career-high 36.2 minutes per game

#### LOOK AT LORENZO

- The play of redshirt freshman **Lorenzo Edwards** in the Wooden Legacy was a bright spot for the Hawks
- In the Sacramento State win he had 10 points, for his first-ever game in double figures, as well as a career-high nine rebounds
- Edwards redshirted the '16-17 season after having shoulder surgery last December

#### TAYLOR MADE

- Freshman **Taylor Funk** was named the A-10 Rookie of the Week for Nov. 20 as he averaged 22.5 points in two wins while shooting 64% from 3-point range and 69% from the field. Funk scored 22 points in the win over UIC, and sent the game into overtime by hitting a 3-pointer at 40.6 seconds
- He had a career-high 23 points against Princeton, making 7-of-8 field goals, with 5-of-6 from three-point range

#### FAB FROSH

- **Taylor Funk** scored 61 points in his first three collegiate games, a total which ranks as the second best debut in SJU history. The others with top career-beginning efforts are:
  - Bernard Blunt (1990-91) 67 pts
  - **Taylor Funk** (2017-18) 61 pts
  - Craig Amos (1988-89) 49 pts
  - Carl Jones (2009-10) 47 pts
  - DeAndre' Bemby (2013-14) 40 pts
  - Langston Galloway (2010-11) 32 pts

#### GOOD AS NEWKIRK

- **Shavar Newkirk** had an impressive debut at Toledo, less than 10 months after surgery to repair a tear to his ACL, suffered on Dec. 30
- The senior played 17 minutes and had 21 points, making 6-of-12 from the field
- **Phil Martelli** gave credit to the athletic trainer (Bill Lukasiewicz) and strength coach (Brian Bingaman) for their work with the senior, and praised Newkirk's "courage and heart", saying it is a "learned behavior"

#### STARTING OUT

- **Taylor Funk** made his first career start and **Nick Robinson** made his first of the year vs. St. John's, replacing **Shavar Newkirk** and **Anthony Longpré**, who were late for film

#### MAGIC NUMBER

- **Taylor Funk** leads SJU in three-pointers (57) and is wearing the same number (33) as a former Hawk sharpshooter, Pat Carroll
- Carroll was the 2005 A-10 Player of the Year and was SJU's leader in career three-point field goals (294) until Langston Galloway broke that record in 2014 with 343

#### RETURNING HAWKS

- The Hawks returned over 80 percent of their points (89%), rebounds (82%) and assists (88%) from last year, which was among the top numbers in the nation
- SJU's number of 89 percent of points returning and 88 percent of assists ranked as the fifth best numbers in the nation
- Saint Joseph's total of 82 percent of returning rebounds was tied for ninth best

#### DEAN OF COACHES

- Now in his 23rd season as Saint Joseph's head coach, **Phil Martelli** is the dean of A-10 coaches. He's the Hawks' leader in wins with a 423-303 record
- His record of 206-160 in A-10 play marks the most conference wins for any active coach and ranks second all-time in the league
- Martelli is one of 25 active D-1 coaches who are their schools' all-time wins leaders

#### HE'S BACK

- **Pierfrancesco "Checco" Oliva** is back in the lineup after missing the 2016-17 season with a knee injury
- Oliva, a starter in 30 games for the 2016 A-10 Champions, had a chronic knee condition that he aggravated in the summer of 2016 and required surgery with a year-long rehab

#### CHARTING CHARLIE

- A-10 All-Rookie selection **Charlie Brown, Jr.**, was the only freshman in Division I last year to average over 12-plus points (12.8), 5-plus rebounds (5.0), less than two turnovers (1.2) and shoot over 38 percent (38.5) from three-point range
- Brown was also the Hawks' best at the foul line, hitting 81.9 percent

#### FROM THE START

- **Anthony Longpré** became the fifth freshman in five years to be in the starting lineup on opening day
- Previous freshman starters for SJU were: **Pierfrancesco Oliva** (2015-16), **James Demery** (2014-15) and current Atlanta Hawk DeAndre' Bemby (2013-14)

#### THREE-POINT THREAT

- **Charlie Brown, Jr.**, set the SJU freshman record for three-pointers made last season with 71 and converted a team-best 38.4 percent from beyond the arc

#### AN UNUSUAL YEAR

- The Hawks returned five starters from a season that was unlike any other under **Phil Martelli**, as four players missed significant time with injuries in 2016-17
- The injured players, with games missed in ( ) were: **Shavar Newkirk** (19), **Pierfrancesco Oliva** (entire season), **Lorenzo Edwards** (all but one game) and **Lamarr Kimble** (7)
- **James Demery** was also on the early-season injured list as he suffered a stress fracture in the 2016-17 season opener and missed 10 games
- Martelli used eight different starting lineups last season and in the final few games the Hawks were down to 13 available players, with only nine on scholarship

#### TWIN TOWERS

- The Hawks welcomed a pair of 6-foot-9-plus forwards into the fold this year, with **Taylor Funk** and **Anthony Longpré**
- Funk averaged 24.3 ppg and made 64 three-pointers as a senior at Manheim Central (Pa.); he had 229 career three-pointers and is the school's all-time leading scorer (1,977 points)
- Longpré, who grew up in Quebec but played scholastically at Glenelg Country School (Md.), played for Canada's U19 National Team which won the gold medal at the FIBA U19 Basketball World Cup in Egypt, for their first-ever gold in international competition

#### CAPTAIN HAWK

- Junior **Lamarr Kimble** was chosen as team captain, marking the second year in a row that Kimble will serve in the role, as he was a tri-captain in 2016-17
- Last year he was the second sophomore in three seasons to be named a team captain, and the third all-time following DeAndre' Bemby (2014-15) and Joe Oakes, captain of the famed "Mighty Mites" team in 1936-37

#### NICK OF TIME

- With the injury to **Lamarr Kimble**, **Nick Robinson** will serve as the backup point guard again this season
- Kimble's injury in 2016-17 pressed Robinson into those duties for the final seven games of the year

#### MARKELL'S MARK

- **Markell Lodge** is the only Hawk who started all 31 games last season
- He is one of the most athletic players in school history and holds the SJU mark for vertical leap at 40 inches

**A NEW MAN**

- **Jai Williams** has lost over 60 pounds since coming to campus in 2013-14, now weighing in at 235 pounds
- He redshirted the '13-14 season to further his development

**HAWKS IN THE NBA**

- Saint Joseph's is currently represented in the NBA by three players:
- Jameer Nelson (Pelicans) - NBA All-Star in 2009, who is in his 14th year in the league
- Langston Galloway (Pistons) - was undrafted in 2014 but made the Knicks' squad as a free agent; played for the Pelicans and Kings before joining the Pistons this year
- DeAndre' Bembry (Hawks) - 21st overall draft pick in 2016, becoming the 33rd SJU player to be drafted, and the sixth to be taken in the first round

**HOME AT HAGAN**

- This marks the ninth season of the Hawks' home, Hagan Arena, after Alumni Memorial Fieldhouse underwent a renovation and expansion in 2008-09
- SJU is 77-51 at Hagan but owns an all-time record of 397-123 in 68 years on campus
- The Hawks are 7-1 at home this season and are in the midst of a five-game winning streak

**POLLING PLACES**

- Saint Joseph's was picked to finish third in the Atlantic 10 Preseason Poll
- It marked the highest preseason selection for Saint Joseph's since the 2012-13 campaign when the Hawks were picked first
- SJU has won two conference titles in the past four years, capturing the championship in both 2014 and 2016

**CRADLE OF COACHES**

- The Saint Joseph's coaching connection is an impressive one. A total of seven SJU graduates have gone on to become head coaches in the NBA, and SJU is tied with Illinois for second on the list of universities with alums that have served as NBA head coaches. Indiana tops the list with 11 graduates.

- Here is the list of former Hawks who have held positions as NBA head coaches:

Player (Class)	NBA Teams	Years
Jack Ramsay ('49)	Phila., Buf., Port., Ind.	21
Jim Lynam ('63)	L.A.Clippers, Phila., Wash.	10
Matt Guokas ('67)	Phila., Orlando	7
Paul Westhead ('61)	L.A. Lakers, Chicago, Denver	6
Jack McKinney ('57)	L.A. Lakers, Indiana	5
George Senesky ('43)	Philadelphia	3
Jim O'Brien ('74)	Indiana, Phila., Boston	8

**ALL IN THE FAMILY**

- **Phil Martelli's** staff consists of three former Hawk players, including his son, Phil, Jr., who is in his first year as the director of program administration
- **Mark Bass**, now in his 19th year as assistant coach, was a junior on Martelli's first team in 1995-96, and helped SJU reach the NIT Final
- **Geoff Arnold** played for the Hawks from 1982-86, and was a member of the 1986 Atlantic 10 Championship team
- **Phil Martelli, Jr.**, was a member of the Hawks from 2000-03 and has been an assistant coach at Central Connecticut State, Niagara and Delaware

**LOOKING AHEAD**

- Saint Joseph's returns to Hagan Arena to face Saint Louis on January 31
- The Hawks will play their third straight game in Philadelphia at La Salle next Saturday, February 3
- Then it's back on the road to face Davidson in a rare Tuesday game, on February 6

**FREE THROW SHOOTING**

**Final 5:00 of game**

Player	FTM	FTA	Pct.
Kyle Thompson	2	2	1.000
Shavar Newkirk	33	40	.825
James Demery	21	29	.724
Taylor Funk	7	10	.700
Nick Robinson	5	8	.625
Pierfrancesco Oliva	5	13	.385
<b>Total</b>	<b>73</b>	<b>102</b>	<b>.716</b>

**Final 1:00 of game**

Player	FTM	FTA	Pct.
Nick Robinson	3	3	1.000
Kyle Thompson	2	2	1.000
Shavar Newkirk	14	18	.778
James Demery	14	20	.700
Pierfrancesco Oliva	1	2	.500
<b>Total</b>	<b>34</b>	<b>45</b>	<b>.755</b>

**LEADS/DEFICITS**

**Biggest Leads**

	Lead	Result
Dayton	28	81-65 Win
Fordham	22	68-46 Win
Bucknell	20	83-70 Win
Washington St.	20	75-71 Loss
St. Bonaventure	17	85-78 Win
Massachusetts	16	72-69 Loss
Princeton	15	71-58 Win
Maine	14	72-59 Win

**Biggest Deficits**

	Deficit	Result
Villanova	41	94-53 Loss
at George Washington	18	70-64 Loss
at Toledo	17	98-87 Loss
at Temple	16	81-78 Loss
Harvard	14	77-71 Loss
Sacramento State	12	74-69 Win
at George Mason	12	79-81 Loss
at St. Bonaventure	12	70-67 Loss
UIC	11	86-82 Win ot

**HONOR ROLL**

**James Demery**

Big 5 Player of the Week (1/22)  
Big 5 Co-Player of the Week (1/8)

**Taylor Funk**

Atlantic 10 Rookie of the Week (11/20)

**Shavar Newkirk**

Preseason All-A-10 2nd Team

**Lamarr Kimble**

Preseason All-A-10 3rd Team

**Charlie Brown, Jr.**

Preseason All-A-10 3rd Team

**THE LAST TIME . . .**

**SAINT JOSEPH'S . . .**

Won in overtime . . . . . 78-71 vs. VCU, 1/3/18  
 Lost in overtime . . . . . 70-60 vs. St. Bonaventure, 2/21/15  
 Won in double overtime . . . . . 83-81 over Lafayette, 12/29/00  
 Lost in double overtime . . . . . 86-83 to Fordham, 2/4/17  
 Won in triple overtime . . . . . 92-86 over Rhode Island, 1/10/09  
 Played a Top 10 opponent . . . . . 94-53 loss to #4 Villanova, 12/2/17  
 Played a ranked opponent . . . . . 94-53 loss to #4 Villanova, 12/2/17  
 Defeated a Top 10 opponent . . . . . 71-66 win over #8 Xavier, 3/6/08  
 Defeated a Top 25 opponent . . . . . 79-70 win over #15/13 Dayton, 2/17/16  
 Was ranked in the Top 25 . . . . . #25 by USA Today, 3/14/16  
 Won by 50 points or more . . . . . 114-63 (51 pts) over St. Bonaventure, 1/24/04  
 Won by 40-49 points . . . . . 82-42 (40 pts) over Penn, 1/19/08  
 Won by 30-39 points . . . . . 81-44 (37 pts) over Rhode Island, 3/6/13  
 Won by 20-29 points . . . . . 68-46 (22 pts) over Fordham, 1/20/18  
 Scored 100 points or more . . . . . 114-63 win over St. Bonaventure, 1/24/04  
 Scored less than 50 points . . . . . 60-49 loss to St. Bonaventure, 3/12/15  
 Shot 60 percent or better . . . . . 64.8% vs. VCU, 3/13/16  
 Shot 50-59 percent . . . . . 52.8% at Fordham, 1/7/17  
 Shot under 30 percent . . . . . 25.5% vs. St. Bonaventure, 3/12/15  
 Made 10 or more 3-point field goals . . . . . 10 vs. Dayton, 1/17/18  
 Did not make any 3-point field goals . . . . . 0 vs. Massachusetts, 2/26/09  
 Made 25 or more free throws . . . . . 29 vs. VCU, 1/3/18  
 Totaled 50 or more rebounds . . . . . 58 at Princeton, 12/14/16  
 Had less than 25 rebounds . . . . . 19 at La Salle, 2/16/13  
 Totaled 20 or more assists . . . . . 21 vs. Fordham, 1/20/18  
 Had 20 or more turnovers . . . . . 20 at #20 VCU, 1/10/15  
 Had 15 or more steals . . . . . 15 vs. Lehigh, 12/20/09  
 Had 10 or more blocks . . . . . 10 at Duquesne, 1/12/13  
 Had 4 players in double figures . . . . . at George Mason, 1/10/18  
 Had 5 players in double figures . . . . . vs. Dayton, 1/17/18

**A SAINT JOSEPH'S PLAYER . . .**

Scored 40 or more points . . . . . 47, Tony Costner vs. Ak.-Anchorage, 12/30/83\*\*  
 Scored 30 or more points . . . . . 30, DeAndre' Bemby vs. VCU, 3/13/16  
 Scored 25-29 points: . . . . . 25, James Demery vs. Fordham, 1/20/18  
 Scored 20-24 points: . . . . . 22, Pierfrancesco Oliva vs. Fordham, 1/20/18  
 Made 8 or more 3-point field goals: . . . . . 10, Langston Galloway vs. Fordham, 2/22/14 \*\*  
 Made 10 or more free throws: . . . . . 11, Shavar Newkirk vs. St. Bonaventure, 1/6/18  
 Shot 100 percent from the field (min. 5 md) 6-for-6, Ronald Roberts, Jr. vs. VCU, 3/16/14  
 Attempted 15 or more free throws: . . . . . 15, DeAndre' Bemby vs. Drexel, 11/13/15  
 Attempted 20 or more field goals: . . . . . 23, Shavar Newkirk at UMass, 1/14/18  
 Had 10-19 rebounds: . . . . . 15, Pierfrancesco Oliva vs. Dayton, 1/17/18  
 Had 20 or more rebounds: . . . . . 20, Ahmad Nivins vs. Rhode Island, 1/10/09  
 Had 10 or more blocks: . . . . . 10, Dwayne Jones vs. St. Bonaventure, 3/19/05  
 Had 5-9 blocks: . . . . . 5, Javon Baumann at La Salle, 1/27/15  
 Had 5 or more steals: . . . . . 5, DeAndre' Bemby at La Salle, 1/27/15  
 Had 10 or more assists: . . . . . 12, Halil Kanacevic at Penn, 1/18/14  
 Had a double-double: . . . . . Shavar Newkirk vs. St. Bonaventure 1/6/18  
 . . . . . (23 pts, 10 rbs)  
 Had a triple-double: . . . . . Dwayne Jones (11 pts, 11 rbs, 10 blk)  
 . . . . . vs. St. Bonaventure, 2/19/05  
 Played 40 minutes (in regulation): . . . . . James Demery vs. Sacramento State, 11/26/17

**AN OPPONENT . . .**

Scored less than 50 points . . . . . 42 by Loyola Maryland, 12/9/14  
 Scored less than 40 points . . . . . 35 by Yale, 11/12/12  
 Shot under 30 percent . . . . . 28.3% by Loyola Maryland, 12/9/14  
 Shot 60 percent or better . . . . . 63.5% by St. Bonaventure (3/2/16)  
 Scored 100 points or more . . . . . 104 by Iona, 11/23/11



### HAWK LEADERS

(number of games led in each category; includes shared highs)

	<u>Points</u>	<u>Rebounds</u>	<u>Assists</u>	<u>Steals</u>	<u>Blocks</u>
Shavar Newkirk	8	4	9	8	2
James Demery	11	6	1	7	5
Nick Robinson	1	2	4	3	4
Taylor Funk	2	3	1	1	5
Anthony Longpré	0	2	2	2	3
Pierfrancesco Oliva	0	7	6	4	9
Lorenzo Edwards	0	1	0	1	4
Jai Williams	0	0	0	0	2
Chris Clover	0	0	0	2	2
Markell Lodge	0	0	0	1	2

### STATS BY HALF

	<u>SJU</u>	<u>Opponents</u>
Points	High: 49 at Temple (2nd) Low: 23 at GW (1st)	53 by Villanova (2nd), Toledo (2nd) 25 by UMass (1st)
Rebounds	High: 27 (2x) last at Bucknell (2nd) Low: 9 at Toledo (1st)	
Assists	High: 14 at UIC (1st) Low: 3 at GW (1st)	
FG%	High: 58.1% at Toledo (2nd) Low: 26.7% vs. Harvard (1st)	63.0% by UMass (2nd) 25.0% by Bucknell (1st)
3-pt FG%	High: 58.3% at Toledo (2nd) Low: 9.1% at UMass (1st), at GW (1st)	71.4% by UMass (2nd) 12.5% by Bucknell (1st)
FT%	High: 100% (4-4) vs. Villanova (2nd) Low: 33.3% vs. Washington State (1st)	

### INDIVIDUAL HIGHS BY HALF

Points	17, Shavar Newkirk vs. St. John's (2nd)
Rebounds	13, Pierfrancesco Oliva vs. St. John's (2nd)
Assists	6, Shavar Newkirk (2x) last at UMass (1st)
Blocks	2, Lorenzo Edwards vs. Washington St. (1st)
FG Made	6, Chris Clover at George Mason (1st)
3-pt FG Made	4, Chris Clover vs. Bucknell (1st)
FT Made	9, Shavar Newkirk vs. Sacramento St. (2nd)

### STARTERS

	<u>G</u>	<u>G</u>	<u>F</u>	<u>F</u>	<u>F</u>	<u>Record</u>
Toledo	Newkirk	Kimble	Demery	Oliva	Longpré	0-1
Illinois-Chicago	Newkirk	Clover	Demery	Oliva	Longpré	1-0
Princeton	Newkirk	Clover	Demery	Oliva	Longpré	2-0
Washington State	Newkirk	Clover	Demery	Oliva	Longpré	2-1
Harvard	Newkirk	Clover	Demery	Oliva	Longpré	2-2
Sacramento State	Newkirk	Clover	Demery	Oliva	Longpré	3-2
Bucknell	Newkirk	Clover	Demery	Oliva	Longpré	4-2
Villanova	Newkirk	Clover	Demery	Oliva	Longpré	4-3
Temple	Newkirk	Clover	Demery	Oliva	Longpré	4-4
Maine	Newkirk	Clover	Demery	Oliva	Longpré	5-4
St. John's	Robinson	Clover	Demery	Oliva	Funk	0-1
George Washington	Newkirk	Clover	Demery	Oliva	Longpré	5-5
VCU	Newkirk	Clover	Demery	Oliva	Funk	1-0
St. Bonaventure	Newkirk	Clover	Demery	Oliva	Funk	2-0
George Mason	Newkirk	Clover	Demery	Oliva	Funk	2-1
Massachusetts	Newkirk	Clover	Demery	Longpré	Funk	0-1
Dayton	Newkirk	Clover	Demery	Oliva	Funk	3-1
Fordham	Newkirk	Clover	Demery	Oliva	Funk	4-1
St. Bonaventure	Newkirk	Clover	Demery	Oliva	Funk	4-2
Penn						
Saint Louis						
La Salle						
Davidson						
Massachusetts						
Fordham						
Duquesne						
George Mason						
Richmond						
Rhode Island						
La Salle						

### HAWKS BY THE NUMBERS

#### SJU's Record in Games....

Decided by 5 points or less	2-6
Decided by 6-10 points	2-2
Decided by 11 points or more	5-2
Played during the day	3-6
Played at night	5-5
Televised	5-8
Home	7-1
Away	1-6
Neutral	1-3
In Overtime	2-0
In November	4-3
In December	1-4
In January	4-3
In white uniforms	8-4
In crimson uniforms	1-7
When winning the opening tip-off	5-4

#### SJU's Record When Scoring....

Less than 60 points	0-1
60-69 points	1-3
70-79 points	3-5
80-89 points	5-1
90-99 points	0-0

#### SJU's Record When Allowing....

Less than 60 points	3-0
60-69 points	2-0
70-79 points	2-6
80-89 points	2-2
90-100 points	0-2

#### SJU's Record When....

Leading at the half	8-2
Trailing at the half	1-7
Tied at the half	0-1

#### SJU's Record When Shooting...

50% or better	0-0
Less than 50%	8-10
Less than 30%	0-0
Better than opponent	7-1
Worse than opponent	2-9

#### SJU's Record When...

Outrebounding opponent	3-5
Outrebounded by opponent	5-5
Equal rebounds as opponent	1-0
Fewer TOs than opponent	7-8
More TOs than opponent	2-2
Equal TOs as opponent	0-0
Committing 14 or fewer TOs	8-9
Committing 15 or more TOs	1-1
Newkirk scores double figures	8-8
Demery scores double figures	9-10
Funk scores double figures	6-7
Four players score double figures	3-4
Five players score double figures	2-0

#### MISCELLANEOUS STATS

**Largest winning margin:** 22 vs. Fordham  
**Largest lead in a game:** 28 vs. Dayton  
**Largest margin of defeat:** 41 vs. Villanova  
**Largest deficit in a game:** 41 vs. Villanova  
**Largest deficit overcome to win:** 12 vs. Sacramento St.  
**Largest winning margin lost:** 20 vs. Wash. St.



## PHIL MARTELLI

### Head Coach

### 23rd Season - 423-303

In 23 seasons as head coach at Saint Joseph's, **Phil Martelli** has built a program that is consistently one of the top in the conference, a perennial post-season participant and a key player on the national scene. In doing so, he has earned his place among the top coaches in the school's storied history while becoming one of the more respected coaches in the game.

Martelli is the Hawks' all-time leader in career victories with a mark of 423-303. Setting the school record for wins in a season (30) in 2004, Martelli has guided SJU to 20 or more victories nine times in 23 seasons, which is the most for any Hawk coach. His record of 206-160 in Atlantic 10 play is the most conference wins for any active coach and ranks second all-time in the league.

#### Martelli Highlights:

- He has taken SJU to the postseason in four of the last six years, and 13 times in the 22 seasons previous to this one, while winning three Atlantic 10 Championships (1997, 2014, 2016)
- Martelli's 18 postseason wins (7 NCAA, 11 NIT) are the most in school history
- His 2015-16 team compiled a 28-8 record for the second-most victories for a Hawk team, won its second Atlantic 10 title in three seasons and advanced to the NCAA Second Round for the first time since 2004
- Four of his players have been named the Atlantic 10 Player of the Year, with the most recent being DeAndre' Bemby in 2015-16
- In 2013-14, his veteran team turned in one of the more memorable seasons in school history, adding another A-10 Championship to his résumé as SJU went 24-10 and reached the NCAA Tournament for the sixth time under Martelli, falling to eventual national champion Connecticut in overtime
- Seven players have reached the NBA, including first round draft picks DeAndre' Bemby (2016), Jameer Nelson (2004) and Delonte West (2004) and a second-round selection, Ahmad Nivins (2009). Dwayne Jones and Ronald Roberts, Jr. had NBA stints while undrafted free agent Langston Galloway earned All-Rookie Second Team honors with the New York Knicks in 2015. Nelson (New Orleans), Galloway (Detroit) and Bemby (Atlanta) are currently playing in the NBA
- In 2003-04, he guided a squad that became the most compelling story in college basketball - the Hawks went undefeated in the regular season, were the top-ranked team in the nation and earned the school's first-ever number-one seed in the NCAA Tournament, advancing to the Elite Eight
- Joined with Jameer Nelson to sweep the National Coach and Player of the Year awards in 2004, marking one of the few times in history that the top player and coach were from the same school
- Current member of the NCAA Division I Basketball Oversight Committee; previously served the game as a Past President of the NABC's Board of Directors, and the NCAA Division I Men's Basketball Ethics Coalition
- Is very involved with Coaches vs. Cancer, is the chair of the National Council, and the co-chair of the Philadelphia chapter, which is one of the largest fundraising groups in this effort in the nation
- Was the co-recipient of the Circle of Honor Award given by the American Cancer Society in 2017, honored along with Temple's Fran Dunphy
- Has spent a total of 33 years with the Hawks' program, serving as an assistant coach for 10 years prior to attaining the top job in July, 1995

#### MARTELLI YEAR-BY-YEAR

YEAR	OVERALL		A-10		POSTSEASON
	W	L	W	L	
1995-96	19	13	9	7	NIT Runner-up
1996-97	26	7	13	3*	NCAA Sweet 16
1997-98	11	17	3	13	
1998-99	12	18	5	11	
1999-00	13	16	7	9	
2000-01	26	7	14	2	NCAA 2nd Round
2001-02	19	12	12	4	NIT 2nd Round
2002-03	23	7	12	4	NCAA 1st Round
2003-04	30	2	16	0	NCAA Elite Eight
2004-05	24	12	14	2	NIT Runner-up
2005-06	19	14	9	7	NIT 2nd Round
2006-07	18	14	9	7	
2007-08	21	13	9	7	NCAA 1st Round
2008-09	17	15	9	7	
2009-10	11	20	5	11	
2010-11	11	22	4	12	
2011-12	20	14	9	7	NIT 1st Round
2012-13	18	14	8	8	NIT 1st Round
2013-14	24	10	11	5*	NCAA 1st Round
2014-15	13	18	7	11	
2015-16	28	8	13	5*	NCAA 2nd Round
2016-17	11	20	4	14	
2017-18	9	10	4	4	
<b>Totals</b>	<b>423</b>	<b>303</b>	<b>206</b>	<b>160</b>	<b>6 NCAA, 6 NIT</b>

\* Atlantic 10 Champion

#### THE MARTELLI FILE

**Career Record:** 423-303 (23 years)

**Atlantic 10 Record:** 206-160

**Postseason Record:** 18-13 (overall); 7-7 (NCAA Tournament)

**Birthdate:** August 31, 1954

**Hometown:** Media, Pa.

**Education:** Widener University, 1976

**Playing Career:** Widener University, 1972-76

**College Coaching Career:** Head Coach, Saint Joseph's University, July 20, 1995 to present; Assistant Coach, Saint Joseph's, 1985-86 to 1994-95

**Family:** Wife, Judy; children - Phil, Jr., Jimmy, Elizabeth; grandchildren Philip Stephen, Marra, Avery, Brynley, Madalyn, Nolan and Callan

**Honors:** 2004 Consensus National Coach of the Year; Atlantic 10 Coach of the Year (2005, 2004, 2001, 1997); USBWA District Coach of the Year (2004, 1997); Philadelphia Big 5 Coach of the Year (2016, 2004, 1997, 1996); Honorary Doctorates - Widener University 2004, Cabrini College 2006, Immaculata University 2010

#### MARTELLI VS....

Penn	17-6
Saint Louis	3-10
La Salle	20-10

## THE HAWK

One of the most famous mascots in college sports, the Saint Joseph's Hawk is in its 62nd year in 2017-18.

The Hawk is best known for staying in constant motion by flapping its wings throughout every basketball game and representing the Saint Joseph's motto, "The Hawk Will Never Die".

The idea for the Hawk as a mascot was originated by Jim Brennan during the 1954-55 season. Brennan, an ex-Marine and SJU cheerleader, at first wanted to secure an actual hawk, but later switched to the costume idea. The student government raised the 120 dollars needed to buy the initial costume, which Brennan donned for three years. He made his debut as the Hawk on January 4, 1956, a 69-56 win over La Salle at the Palestra. The Hawk has not missed a men's basketball game since that first season.



In addition to the constant flapping, the Hawk is also recognized by its "flying" in figure eights around the court during timeouts. The constant motion, coupled with the scrappy play of the University's athletic teams, helped to spawn the school's familiar slogan "The Hawk Will Never Die!" A few years ago, ESPN used a "flap-o-meter" on the national telecast of a Saint Joseph's game to estimate that the Hawk flaps its wings 3,500 times during a regulation game.

The Hawk is unique because it is one of the few mascots in the nation that travels to every game, and the student who holds the position gains a tuition scholarship. The student, who is selected through an interview process during the previous spring semester, also serves as a team manager for the men's basketball team and travels with the squad.

**Mikaela Bakey** becomes the 38th student, and the third female, to serve as the Hawk mascot. She is a senior accounting and risk management major from Mullica Hill, N.J.

## SAINT JOSEPH'S

The corporate title of "Saint" Joseph's University, which has been in place since Saint Joseph's was granted university status by the Commonwealth of Pennsylvania in 1979, is the public title of the institution for all aspects of its operations.

**Official reference:** Saint Joseph's University  
Saint Joseph's

**Acceptable in headlines or informal references:**

Saint Joseph's

SJU

St. Joe's

**UNACCEPTABLE:** St. Joseph's

For articles on the Hawks, go to  
"Hawks in the News" on SJUHawks.com  
<http://tinyurl.com/SJUClippings18>

Media Guide Online at SJUHawks.com  
<http://tinyurl.com/SJUMediaGuide18>

## ON THE AIR

**TV/VIDEO:** Saint Joseph's fans will be able to watch all 30 men's basketball regular-season games either on television or online via the Atlantic 10 Digital Network. The Hawks will have at least 13 games televised nationally on the ESPN Networks, NBC Sports Network and CBS Sports Network.

**RADIO:** Saint Joseph's University has entered into a partnership with Talk Radio 1210 WPHT AM to broadcast the majority of its men's basketball games during the 2017-18 season. Talk Radio 1210 WPHT will air 23 of the Hawks' 30 regular-season games this year, while at least two games will air on News Talk 990 AM WNTP, and others on HD Radio, 98.1 WOGL HD 2. The Saint Joseph's Sports Network team of Matt Martucci and Lunardi will return for their ninth season together, with Lunardi marking his 28th year as the color analyst.

**VIDEO STREAMING:** This season, live video broadcasts of many SJU games can be viewed through the Atlantic 10 Digital Network (SJUHawks.com). A subscription is necessary. (See schedule on pg. 2)

**INTERNET:** Information for Saint Joseph's basketball is found at SJU's athletics website, [www.SJUHawks.com](http://www.SJUHawks.com) with statistics, updated game notes, and live in-game statistics for all Hawk home games, and selected road games. Through Hawks All-Access, fans can follow every home game through audio streaming as well as video streaming for non-televised games. All road games are covered with audio streaming while video streaming also available for most. Video features on the team will also be available on the site.

**PHIL MARTELLI'S HAWKTALK RADIO SHOW:** Phil Martelli's "HawkTalk" Radio Show takes place every Thursday from 7 to 8 p.m., with the broadcast live from JD McGillicuddy's in Havertown, Pa. Live streaming audio is on SJUHawks.com while the show will also be podcast on Talk Radio 1210's website for listening anytime. The show's schedule is: December 28; January 4; January 11; January 18; January 25; February 1; February 8; February 15; February 22; and March 1.



## 2018 Atlantic 10 Championship

March 7-11 • Capital One Arena • Washington, D.C.

**FIRST ROUND – Wed., March 7 - Stadium Networks**

Game 1: No. 12 Seed vs. No. 13 Seed, 6 p.m.  
Game 2: No. 11 Seed vs. No. 14 Seed, 8:30 p.m.

**SECOND ROUND – Thurs., March 8 - NBCSN**

Game 3: No. 8 Seed vs. No. 9 Seed, Noon  
Game 4: No. 5 Seed vs. Winner Game 1, 2:30 p.m.  
Game 5: No. 7 Seed vs. No. 10 Seed, 6 p.m.  
Game 6: No. 6 Seed vs. Winner Game 2, 8:30 p.m.

**QUARTERFINALS – Fri., March 9 - NBCSN**

Game 7: No. 1 Seed vs. Winner Game 3, Noon  
Game 8: No. 4 Seed vs. Winner Game 4, 2:30 p.m.  
Game 9: No. 2 Seed vs. Winner Game 5, 6 p.m.  
Game 10: No. 3 Seed vs. Winner Game 6, 8:30 p.m.

**SEMIFINALS – Sat., March 10 - CBSSN**

Game 11: Winner Game 7 vs. Winner Game 8, 1:00 p.m.  
Game 12: Winner Game 9 vs. Winner Game 10, 3:30 p.m.

**FINAL – Sun., March 12 - CBS**

Game 13: Winner Game 11 vs. Winner Game 12, TBA



Atlantic10.com  
@A10MBB

## CAREER HIGHS

**#10 GERALD BLOUNT**

**PTS:** 2 (2x) last vs. Dayton (1/17/18)  
**REB:** 2 vs. Dayton (1/17/18)  
**FGM:** 1 vs. Dayton (1/17/18)  
**FGA:** 1 (2x) last vs. Dayton (1/17/18)  
**3FGM:** --  
**3FGA:** --  
**FTM:** 2 vs. Columbia (11/14/16)  
**FTA:** 2 (2x) last vs. Lafayette (12/22/16)  
**AST:** --  
**BLK:** --  
**STL:** 1 vs. Lafayette (12/22/16)  
**TO:** 1 (3x) last at Dayton (2/7/17)  
**MIN:** 4 (2x) last at Dayton (2/7/17)

**#2 CHARLIE BROWN**

**PTS:** 22 vs. Fordham (2/4/17)  
**REB:** 9 vs. Penn (1/21/17)  
**FGM:** 7 vs. Fordham (2/4/17)  
**FGA:** 18 at La Salle (2/18/17)  
**3FGM:** 6 vs. Fordham (2/4/17)  
**3FGA:** 11 (2x) last at Dayton (2/7/17)  
**FTM:** 7 (2x) last vs. La Salle (1/28/17)  
**FTA:** 9 at VCU (2/14/17)  
**AST:** 3 vs. Lafayette (12/22/16)  
**BLK:** 2 (5x) last vs. St. Bonaventure (2/22/17)  
**STL:** 3 (2x) last vs. NC State (11/21/16)  
**TO:** 3 (4x) last at Duquesne (3/4/17)  
**MIN:** 46 vs. Fordham (2/4/17)

**#3 MICHAEL BOOTH**

**PTS:** 3 at Illinois State (12/18/16)  
**REB:** 2 vs. Lafayette (12/22/16)  
**FGM:** 1 at Illinois State (12/18/16)  
**FGA:** 2 vs. Lafayette (12/22/16)  
**3FGM:** 1 at Illinois State (12/18/16)  
**3FGA:** 1 (4x) last vs. Lafayette (12/22/16)  
**FTM:** 2 vs. Virginia Tech (12/22/15)  
**FTA:** 2 (2x) last vs. Virginia Tech (12/22/15)  
**AST:** --  
**BLK:** --  
**STL:** --  
**TO:** 1 (2x) last at Rhode Island (1/3/17)  
**MIN:** 3 vs. Lafayette (12/22/16)

**#15 CHRIS CLOVER**

**PTS:** 21 (2x) last at VCU (2/14/17)  
**REB:** 9 at Temple (12/9/17)  
**FGM:** 8 (2x) last at George Mason (1/10/18)  
**FGA:** 18 at Duquesne (3/4/17)  
**3FGM:** 4 (3x) last vs. Bucknell (11/29/17)  
**3FGA:** 7 (2x) last at Temple (12/9/17)  
**FTM:** 8 at Duquesne (3/4/17)  
**FTA:** 8 at Duquesne (3/4/17)  
**AST:** 5 vs. La Salle (1/28/17)  
**BLK:** 1 at UIC (11/13/17)  
**STL:** 4 vs. Sacramento State (11/26/17)  
**TO:** 3 (3x) last vs. St. Bonaventure (2/22/17)  
**MIN:** 40 at Duquesne (3/4/17)

**#25 JAMES DEMERY**

**PTS:** 27 at Fordham (1/7/17)  
**REB:** 11 (2x) last at VCU (2/14/17)  
**FGM:** 11 vs. Fordham (1/20/18)  
**FGA:** 25 vs. Fordham (1/20/18)  
**3FGM:** 3 at George Mason (1/13/16)  
**3FGA:** 4 (4x) last vs. Dayton (1/17/18)  
**FTM:** 9 (4x) last vs. Sacramento State (11/26/17)  
**FTA:** 15 vs. Fordham (2/4/17)  
**AST:** 5 at La Salle (2/18/17)  
**BLK:** 2 (2x) last vs. Penn (1/21/17)  
**STL:** 3 (6x) last at St. Bonaventure (1/24/18)  
**TO:** 6 (2x) last at VCU (2/14/17)  
**MIN:** 44 vs. Fordham (2/4/17)

**#22 LORENZO EDWARDS**

**PTS:** 10 vs. Sacramento State (11/26/17)  
**REB:** 9 vs. Sacramento State (11/26/17)  
**FGM:** 4 vs. Sacramento State (11/26/17)  
**FGA:** 9 vs. Sacramento State (11/26/17)  
**3FGM:** 2 vs. Sacramento State (11/26/17)  
**3FGA:** 6 vs. Sacramento State (11/26/17)  
**FTM:** 4 vs. Harvard (11/24/17)  
**FTA:** 4 vs. Harvard (11/24/17)  
**AST:** 1 at UIC (11/13/17)  
**BLK:** 2 (2x) last at St. Bonaventure (1/24/18)  
**STL:** 2 vs. Villanova (12/2/17)  
**TO:** 1 (3x) last vs. Harvard (11/24/17)  
**MIN:** 22 vs. Villanova (12/2/17)

**#33 TAYLOR FUNK**

**PTS:** 23 vs. Princeton (11/18/17)  
**REB:** 9 (2x) last vs. Harvard (11/24/17)  
**FGM:** 9 at UIC (11/13/17)  
**FGA:** 17 vs. St. John's (12/20/17)  
**3FGM:** 5 (3x) last vs. St. John's (12/20/17)  
**3FGA:** 15 vs. St. John's (12/20/17)  
**FTM:** 5 vs. VCU (1/3/18)  
**FTA:** 5 vs. VCU (1/3/18)  
**AST:** 3 (3x) last vs. St. Bonaventure (1/6/18)  
**BLK:** 2 at Toledo (11/11/17)  
**STL:** 2 (2x) last at St. Bonaventure (1/24/18)  
**TO:** 4 at Temple (12/9/17)  
**MIN:** 33 (2x) last vs. VCU (1/3/18)

**#0 LAMARR KIMBLE**

**PTS:** 26 vs. Loyola Chicago (11/18/16)  
**REB:** 9 at Fordham (1/7/17)  
**FGM:** 10 vs. Loyola Chicago (11/18/16)  
**FGA:** 18 (4x) last at Dayton (2/7/17)  
**3FGM:** 5 vs. Loyola Chicago (11/18/16)  
**3FGA:** 8 (4x) last at Dayton (2/7/17)  
**FTM:** 9 vs. Penn (1/21/17)  
**FTA:** 11 vs. Penn (1/21/17)  
**AST:** 10 at Dayton (2/7/17)  
**BLK:** 1 (6x) last vs. Richmond (1/14/17)  
**STL:** 3 vs. Lafayette (12/22/16)  
**TO:** 9 at Massachusetts (1/18/17)  
**MIN:** 50 vs. Fordham (2/4/17)

**#23 MARKELL LODGE**

**PTS:** 11 at Massachusetts (1/18/17)  
**REB:** 10 at Villanova (12/3/16)  
**FGM:** 5 (4x) last vs. St. Bonaventure (2/22/17)  
**FGA:** 7 at Rhode Island (1/3/17)  
**3FGM:** --  
**3FGA:** --  
**FTM:** 4 vs. Ole Miss (11/20/16)  
**FTA:** 5 (2x) last vs. Fordham (2/4/17)  
**AST:** 1 at Massachusetts (1/18/17)  
**BLK:** 4 vs. St. Bonaventure (2/22/17)  
**STL:** 2 at George Washington (12/30/17)  
**TO:** 1 (11x) last at Massachusetts (1/14/18)  
**MIN:** 36 vs. Fordham (2/4/17)

**#12 ANTHONY LONGPRE**

**PTS:** 11 at Massachusetts (1/14/18)  
**REB:** 7 at Massachusetts (1/14/18)  
**FGM:** 3 (4x) last at Massachusetts (1/14/18)  
**FGA:** 9 at Massachusetts (1/14/18)  
**3FGM:** 2 (5x) last at Massachusetts (1/14/18)  
**3FGA:** 5 at Temple (12/9/17)  
**FTM:** 3 at Massachusetts (1/14/18)  
**FTA:** 4 at Massachusetts (1/14/18)  
**AST:** 7 at Massachusetts (1/14/18)  
**BLK:** 2 (2x) last at UIC (11/13/17)  
**STL:** 2 vs. Bucknell (11/29/17)  
**TO:** 3 at Massachusetts (1/14/18)  
**MIN:** 31 at Massachusetts (1/14/18)

**#1 SHAVAR NEWKIRK**

**PTS:** 28 vs. Toledo (11/12/16)  
**REB:** 10 (2x) last vs. St. Bonaventure (1/6/18)  
**FGM:** 11 vs. St. John's (12/20/17)  
**FGA:** 23 at Massachusetts (1/14/18)  
**3FGM:** 4 (3x) last vs. Lafayette (12/22/16)  
**3FGA:** 14 vs. Washington St (11/23/17)  
**FTM:** 11 (2x) last vs. St. Bonaventure (1/6/18)  
**FTA:** 14 (2x) last vs. St. Bonaventure (1/6/18)  
**AST:** 9 vs. Villanova (12/1/15)  
**BLK:** 2 at Gonzaga (11/19/14)  
**STL:** 5 vs. St. Bonaventure (1/6/18)  
**TO:** 7 at Illinois State (12/18/16)  
**MIN:** 43 vs. VCU (1/3/18)

**#24 PIERFRANCESCO OLIVA**

**PTS:** 22 vs. Fordham (1/20/18)  
**REB:** 18 vs. St. John's (12/20/17)  
**FGM:** 9 vs. Fordham (1/20/18)  
**FGA:** 16 vs. Fordham (1/20/18)  
**3FGM:** 3 (2x) last vs. Fordham (1/20/18)  
**3FGA:** 7 vs. Fordham (1/20/18)  
**FTM:** 4 (4x) last vs. VCU (1/3/18)  
**FTA:** 8 vs. Washington St (11/23/17)  
**AST:** 8 vs. St. Bonaventure (1/6/18)  
**BLK:** 3 (2x) vs. Old Dominion (11/22/15)  
**STL:** 3 at St. Bonaventure (1/24/18)  
**TO:** 5 vs. Fordham (1/20/18)  
**MIN:** 38 at UIC (11/13/17)

**#5 NICK ROBINSON**

**PTS:** 14 vs. Richmond (1/14/17)  
**REB:** 8 (3x) last vs. VCU (1/3/18)  
**FGM:** 5 (2x) last vs. Dayton (1/17/18)  
**FGA:** 10 vs. Massachusetts (2/11/18)  
**3FGM:** 2 vs. Temple (11/30/16)  
**3FGA:** 4 at Drexel (12/11/16)  
**FTM:** 11 vs. VCU (1/3/18)  
**FTA:** 14 vs. VCU (1/3/18)  
**AST:** 7 vs. Massachusetts (3/8/17)  
**BLK:** 2 (3x) last at St. Bonaventure (1/24/18)  
**STL:** 3 vs. Maine (12/17/17)  
**TO:** 5 vs. St. John's (12/20/17)  
**MIN:** 38 at Dayton (2/7/17)

**#21 KYLE THOMPSON**

**PTS:** 2 vs. Loyola Maryland (12/9/14)  
**REB:** 2 vs. Illinois State (12/19/15)  
**FGM:** 1 vs. Loyola Maryland (12/9/14)  
**FGA:** 1 (5x) last at Rhode Island (1/3/17)  
**3FGM:** --  
**3FGA:** 1 at Fordham (2/6/16)  
**FTM:** 2 vs. Fordham (1/20/18)  
**FTA:** 2 (5x) last vs. Fordham (1/20/18)  
**AST:** 1 (3x) last at Illinois State (12/18/16)  
**BLK:** --  
**STL:** 1 vs. Fordham (1/20/18)  
**TO:** 2 vs. Dayton (1/17/18)  
**MIN:** 4 vs. Lafayette (12/22/16)

**#32 JAI WILLIAMS**

**PTS:** 8 (2x) last at Dayton (2/7/17)  
**REB:** 8 (2x) last at Saint Louis (2/25/17)  
**AST:** 1 (2x) last vs. Massachusetts (3/8/17)  
**FGM:** 4 at Dayton (2/7/17)  
**FGA:** 5 vs. Rhode Island (3/1/17)  
**3FGM:** --  
**3FGA:** --  
**FTM:** 4 vs. NC State (11/21/16)  
**FTA:** 4 (2x) last at Duquesne (3/4/17)  
**BLK:** 2 at Saint Louis (2/25/17)  
**STL:** 2 at VCU (2/14/17)  
**TO:** 2 (5x) last at La Salle (2/18/17)  
**MIN:** 25 vs. La Salle (1/28/17)

## SEASON HIGHS

**#10 GERALD BLOUNT**

**PTS:** 2 vs. Dayton (1/17/18)  
**REB:** 2 vs. Dayton (1/17/18)  
**FGM:** 1 vs. Dayton (1/17/18)  
**FGA:** 1 vs. Dayton (1/17/18)  
**3FGM:** --  
**3FGA:** --  
**FTM:** --  
**FTA:** --  
**AST:** --  
**BLK:** --  
**STL:** --  
**TO:** --  
**MIN:** 1 vs. Dayton (1/17/18)

**#2 CHARLIE BROWN**

**PTS:** --  
**REB:** --  
**FGM:** --  
**FGA:** --  
**3FGM:** --  
**3FGA:** --  
**FTM:** --  
**FTA:** --  
**AST:** --  
**BLK:** --  
**STL:** --  
**TO:** --  
**MIN:** --

**#3 MIKE BOOTH**

**PTS:** --  
**REB:** --  
**FGM:** --  
**FGA:** 1 vs. Villanova (12/2/17)  
**3FGM:** --  
**3FGA:** --  
**FTM:** --  
**FTA:** --  
**AST:** --  
**BLK:** --  
**STL:** --  
**TO:** --  
**MIN:** 1 (2x) last vs. Fordham (1/20/18)

**#15 CHRIS CLOVER**

**PTS:** 19 at George Mason (1/10/18)  
**REB:** 9 vs. Temple (12/9/17)  
**FGM:** 8 at George Mason (1/10/18)  
**FGA:** 14 at George Mason (1/10/18)  
**3FGM:** 4 vs. Bucknell (11/29/17)  
**3FGA:** 7 vs. Temple (12/9/17)  
**FTM:** 3 (2x) last vs. Dayton (1/17/18)  
**FTA:** 4 (3x) last vs. Dayton (1/17/18)  
**AST:** 3 (2x) last vs. Fordham (1/20/18)  
**BLK:** 1 at UIC (11/13/17)  
**STL:** 4 vs. Sacramento State (11/26/17)  
**TO:** 4 vs. St. John's (12/20/17)  
**MIN:** 33 (3x) last at George Mason (1/10/18)

**#25 JAMES DEMERY**

**PTS:** 25 at UIC (11/13/17)  
**REB:** 10 (2x) last vs. Maine (12/17/17)  
**FGM:** 11 vs. Fordham (1/20/18)  
**FGA:** 25 vs. Fordham (1/20/18)  
**3FGM:** 2 (3x) last vs. Fordham (1/20/18)  
**3FGA:** 5 vs. Princeton (11/18/17)  
**FTM:** 9 vs. Sacramento State (11/26/17)  
**FTA:** 10 vs. Sacramento State (11/26/17)  
**AST:** 4 (2x) last vs. Fordham (1/20/18)  
**BLK:** 1 (4x) last vs. Temple (12/9/17)  
**STL:** 3 (5x) last at St. Bonaventure (1/24/18)  
**TO:** 3 (2x) last vs. St. John's (12/20/17)  
**MIN:** 40 (2x) last vs. Sacramento State (11/26/17)

**#22 LORENZO EDWARDS**

**PTS:** 10 vs. Sacramento State (11/26/17)  
**REB:** 9 vs. Sacramento State (11/26/17)  
**FGM:** 4 vs. Sacramento State (11/26/17)  
**FGA:** 9 vs. Sacramento State (11/26/17)  
**3FGM:** 2 vs. Sacramento State (11/26/17)  
**3FGA:** 6 vs. Sacramento State (11/26/17)  
**FTM:** 4 vs. Harvard (11/24/17)  
**FTA:** 4 vs. Harvard (11/24/17)  
**AST:** 1 at UIC (11/13/17)  
**BLK:** 2 (2x) last at St. Bonaventure (1/24/18)  
**STL:** 2 vs. Villanova (12/2/17)  
**TO:** 1 (3x) last vs. Harvard (11/24/17)  
**MIN:** 22 vs. Villanova (12/2/17)

**#33 TAYLOR FUNK**

**PTS:** 23 vs. Princeton (11/18/17)  
**REB:** 9 (2x) last vs. Harvard (11/24/17)  
**FGM:** 9 at UIC (11/13/17)  
**FGA:** 17 vs. St. John's (12/20/17)  
**3FGM:** 5 (3x) last vs. St. John's (12/20/17)  
**3FGA:** 15 vs. St. John's (12/20/17)  
**FTM:** 5 vs. VCU (1/3/18)  
**FTA:** 5 vs. VCU (1/3/18)  
**AST:** 3 (3x) last vs. St. Bonaventure (1/6/18)  
**BLK:** 2 at Toledo (11/11/17)  
**STL:** 2 (2x) last at St. Bonaventure (1/24/18)  
**TO:** 4 at Temple (12/9/17)  
**MIN:** 33 (2x) last vs. VCU (1/3/18)

**#0 LAMARR KIMBLE**

**PTS:** 10 at Toledo (11/11/17)  
**REB:** 1 at Toledo (11/11/17)  
**FGM:** 4 at Toledo (11/11/17)  
**FGA:** at Toledo (11/11/17)  
**3FGM:** 2 at Toledo (11/11/17)  
**3FGA:** 4 at Toledo (11/11/17)  
**FTM:** --  
**FTA:** 4 at Toledo (11/11/17)  
**AST:** 2 at Toledo (11/11/17)  
**BLK:** --  
**STL:** --  
**TO:** --  
**MIN:** 30 at Toledo (11/11/17)

**#23 MARKELL LODGE**

**PTS:** 2 (4x) last vs. Dayton (1/17/18)  
**REB:** 2 vs. Dayton (1/17/18)  
**FGM:** 1 (4x) last vs. Dayton (1/17/18)  
**FGA:** 1 (4x) last vs. Dayton (1/17/18)  
**3FGM:** --  
**3FGA:** --  
**FTM:** --  
**FTA:** --  
**AST:** --  
**BLK:** 1 (2x) last vs. VCU (1/3/18)  
**STL:** 2 at George Washington (12/30/17)  
**TO:** 1 (2x) last vs. Dayton (1/17/18)  
**MIN:** 8 at George Washington (12/30/17)

**#12 ANTHONY LONGPRE'**

**PTS:** 11 at Massachusetts (1/14/18)  
**REB:** 7 at Massachusetts (1/14/18)  
**FGM:** 3 (4x) last at Massachusetts (1/14/18)  
**FGA:** 9 at Massachusetts (1/14/18)  
**3FGM:** 2 (5x) last at Massachusetts (1/14/18)  
**3FGA:** 5 at Temple (12/9/17)  
**FTM:** 3 at Massachusetts (1/14/18)  
**FTA:** 4 at Massachusetts (1/14/18)  
**AST:** 7 at Massachusetts (1/14/18)  
**BLK:** 2 (2x) last at UIC (11/13/17)  
**STL:** 2 vs. Bucknell (11/29/17)  
**TO:** 3 at Massachusetts (1/14/18)  
**MIN:** 31 at Massachusetts (1/14/18)

**#1 SHAVAR NEWKIRK**

**PTS:** 26 vs. St. John's (12/20/17)  
**REB:** 10 (2x) last vs. St. Bonaventure (1/6/18)  
**FGM:** 11 vs. St. John's (12/20/17)  
**FGA:** 23 at Massachusetts (1/14/18)  
**3FGM:** 4 vs. Washington St. (11/23/17)  
**3FGA:** 14 vs. Washington St. (11/23/17)  
**FTM:** 11 (2x) last vs. St. Bonaventure (1/6/18)  
**FTA:** 14 (2x) last vs. St. Bonaventure (1/6/18)  
**AST:** 6 (2x) last vs. Temple (12/9/17)  
**BLK:** 1 (3x) last at Massachusetts (1/14/18)  
**STL:** 5 vs. St. Bonaventure (1/6/18)  
**TO:** 3 (3x) last at St. Bonaventure (1/24/18)  
**MIN:** 43 vs. VCU (1/3/18)

**#24 PIERFRANCESCO OLIVA**

**PTS:** 22 vs. Fordham (1/20/18)  
**REB:** 18 vs. St. John's (12/20/17)  
**FGM:** 9 vs. Fordham (1/20/18)  
**FGA:** 16 vs. Fordham (1/20/18)  
**3FGM:** 3 vs. Fordham (1/20/18)  
**3FGA:** 7 vs. Fordham (1/20/18)  
**FTM:** 4 (2x) last vs. VCU (1/3/18)  
**FTA:** 8 vs. Washington St. (11/23/17)  
**AST:** 8 vs. St. Bonaventure (1/6/18)  
**BLK:** 2 vs. St. Bonaventure (1/6/18)  
**STL:** 3 at St. Bonaventure (1/24/18)  
**TO:** 5 vs. Fordham (1/20/18)  
**MIN:** 38 at UIC (11/13/17)

**#5 NICK ROBINSON**

**PTS:** 13 (3x) last at St. Bonaventure (1/24/18)  
**REB:** 8 vs. VCU (1/3/18)  
**FGM:** 5 vs. Dayton (1/17/18)  
**FGA:** 9 vs. Dayton (1/17/18)  
**3FGM:** 2 vs. St. John's (12/20/17)  
**3FGA:** 2 (4x) last vs. Fordham (1/20/18)  
**FTM:** 11 vs. VCU (1/3/18)  
**FTA:** 14 vs. VCU (1/3/18)  
**AST:** 5 at St. Bonaventure (1/24/18)  
**BLK:** 2 at St. Bonaventure (1/24/18)  
**STL:** 3 vs. Maine (12/17/17)  
**TO:** 5 vs. St. John's (12/20/17)  
**MIN:** 31 at UIC (11/13/17)

**#21 KYLE THOMPSON**

**PTS:** --  
**REB:** --  
**FGM:** --  
**FGA:** --  
**3FGM:** --  
**3FGA:** --  
**FTM:** 2 vs. Fordham (1/20/18)  
**FTA:** 2 vs. Fordham (1/20/18)  
**AST:** --  
**BLK:** --  
**STL:** 1 vs. Fordham (1/20/18)  
**TO:** 1 vs. Dayton (1/17/18)  
**MIN:** 1 (4x) last vs. Fordham (1/20/18)

**#32 JAI WILLIAMS**

**PTS:** 2 (2x) last vs. VCU (1/3/18)  
**REB:** 2 at George Washington (12/30/17)  
**FGM:** --  
**FGA:** 2 at UIC (11/13/17)  
**3FGM:** --  
**3FGA:** --  
**FTM:** 2 vs. Harvard (11/24/17)  
**FTA:** 2 vs. (2x) last vs. Sacramento State (11/26/17)  
**AST:** --  
**BLK:** 1 (2x) last vs. Bucknell (11/29/17)  
**STL:** --  
**TO:** --  
**MIN:** 8 at George Washington (12/30/17)

2017-18 SAINT JOSEPH'S BASKETBALL • 14

BOXSCORES

Game 1: November 11, 2017 - Savage Arena - Toledo, Ohio  
Toledo 98 - SJU 87

Saint Joseph's 0-1		tot-fg		3-pt		rebounds							to		blk		s		min	
##	Player	fg	fga	fg	fga	ft	fta	of	de	tot	pf	tp	a	to	blk	s	min			
12	LONGPRE', A	f	2	4	2	4	0	1	1	5	6	4	6	2	1	2	0	18		
24	OLIVA, P	f	3	8	1	2	0	1	2	4	6	4	7	1	1	1	0	32		
25	DEMERY, James	f	6	9	1	2	3	7	2	1	3	1	16	1	0	0	26			
00	KIMBLE, Lamarr	g	4	11	2	4	0	1	0	1	1	2	10	2	0	0	30			
01	NEWKIRK, Shavar	g	6	12	2	3	7	9	0	2	2	2	21	1	0	3	20			
05	ROBINSON, Nick	g	1	6	0	1	1	1	1	1	2	4	3	4	1	0	1	22		
15	CLOVER, Chris	g	4	7	0	2	0	0	1	4	5	2	8	1	1	0	1	23		
33	FUNK, Taylor	g	6	13	4	8	0	0	3	3	6	4	16	1	2	1	29			
TEAM																				
Totals.....		32	70	12	26	11	20	10	21	31	23	87	13	6	5	6	201			

TOTAL FG% 1st Half: 14-39 35.9% 2nd Half: 18-31 58.1% Game: 45.7% DEADBALL  
3-Pt. FG% 1st Half: 5-14 35.7% 2nd Half: 7-12 58.3% Game: 46.2% REBOUNDS  
F Throw % 1st Half: 3-7 42.9% 2nd Half: 8-13 61.5% Game: 55.0% 2

Toledo 1-0

Toledo 1-0		tot-fg		3-pt		rebounds							to		blk		s		min	
##	Player	fg	fga	fg	fga	ft	fta	of	de	tot	pf	tp	a	to	blk	s	min			
02	ADWAY, Taylor	f	2	4	0	1	1	2	1	5	6	2	5	0	3	3	0	20		
35	NAVIGATO, Nate	f	6	11	5	10	5	5	5	3	22	2	0	1	0	0	36			
03	JACKSON, M	g	3	4	2	2	1	2	1	3	4	3	9	4	1	0	25			
04	FLETCHER, T	g	2	9	1	3	8	10	1	6	7	4	13	4	5	0	1	34		
13	SANFORD, Jaelan	g	11	16	4	6	5	6	1	3	4	1	31	8	0	0	1	39		
01	ROSE JR, Dwayne	g	0	1	0	0	0	0	0	0	0	0	0	1	0	0	6			
05	ROBERTS, Justin	g	0	1	0	0	0	0	0	0	0	1	0	0	0	0	2			
21	ALDERSON, Dylan	g	3	4	2	3	0	0	1	3	4	1	8	1	1	0	19			
30	KNAPKE, Luke	g	3	6	0	0	4	4	0	7	7	4	10	1	2	1	0	19		
Team																				
Totals.....		30	56	14	25	24	29	8	35	43	19	98	21	12	5	4	200			

TOTAL FG% 1st Half: 17-34 50.0% 2nd Half: 13-22 59.1% Game: 53.6% DEADBALL  
3-Pt. FG% 1st Half: 7-12 58.3% 2nd Half: 7-13 53.8% Game: 56.0% REBOUNDS  
F Throw % 1st Half: 4-4 100% 2nd Half: 20-25 80.0% Game: 82.8% 2

Officials: Jim Schipper, Darryl Smith, Bo Boroski  
Technical fouls: Saint Joseph's-None. Toledo-None.  
Attendance: 3,609

Score by Periods	1st	2nd	Total
Saint Joseph's	36	51	87
Toledo	45	53	98

Game 2: November 13, 2017 - UIC Pavilion - Chicago, Ill.  
SJU 86 - UIC 82 - OT

Saint Joseph's 1-1		tot-fg		3-pt		rebounds							to		blk		s		min	
##	Player	fg	fga	fg	fga	ft	fta	of	de	tot	pf	tp	a	to	blk	s	min			
12	LONGPRE', A	f	1	6	0	1	0	0	1	3	4	2	2	5	1	2	0	23		
24	OLIVA, P	f	5	8	0	1	1	1	3	4	7	3	11	4	2	1	2	38		
25	DEMERY, James	f	10	20	1	3	4	7	2	3	5	2	25	2	1	3	40			
1	NEWKIRK, Shavar	g	5	13	0	4	6	7	0	0	0	2	16	2	1	1	28			
15	CLOVER, Chris	g	0	3	0	1	0	2	1	4	5	3	0	2	3	1	1	20		
22	EDWARDS, Lorenzo	g	1	3	1	3	0	0	0	2	2	1	3	1	1	0	0	11		
32	WILLIAMS, Jai	g	0	2	0	0	0	0	0	0	0	0	0	0	0	0	4			
33	FUNK, Taylor	g	9	15	4	8	0	0	4	5	9	4	22	1	0	2	30			
5	ROBINSON, Nick	g	3	5	1	1	0	0	0	6	6	2	7	1	2	1	31			
TEAM																				
Totals.....		34	75	7	22	11	17	14	31	45	19	86	22	15	7	10	225			

TOTAL FG% 1st Half: 18-35 51.4% 2nd Half: 13-31 41.9% Game: 45.3% DEADBALL  
3-Pt. FG% 1st Half: 4-8 50.0% 2nd Half: 3-11 27.3% Game: 31.8% REBOUNDS  
F Throw % 1st Half: 2-2 100% 2nd Half: 3-8 37.5% Game: 64.7% 4

UIC 1-1

UIC 1-1		tot-fg		3-pt		rebounds							to		blk		s		min	
##	Player	fg	fga	fg	fga	ft	fta	of	de	tot	pf	tp	a	to	blk	s	min			
10	DIXSON, Dikembe	f	7	16	5	9	4	6	0	4	4	2	23	0	4	0	34			
13	BLOUNT, Jordan	f	0	2	0	0	0	0	0	3	3	1	0	3	1	4	0	19		
21	ODJASE, Tai	c	5	8	0	0	0	0	5	4	9	4	10	0	2	1	0	24		
15	BOAHEN, Godwin	g	3	11	0	3	1	2	0	3	3	5	7	3	0	0	2	34		
4	FERGUSON, Tarkus	g	5	13	3	9	2	2	1	4	5	0	15	7	1	1	1	37		
0	MATTHEWS, D	g	1	5	0	3	2	2	0	1	1	1	4	1	1	0	1	14		
1	OTTEY, Marcus	g	7	13	1	5	2	5	2	3	5	2	17	2	2	0	2	30		
2	DIGGINS, Michael	g	0	0	0	0	0	0	1	0	1	0	0	0	0	0	3			
3	WILEY, Jacob	g	0	1	0	0	0	0	0	0	0	0	0	0	0	0	1	3		
32	ROBINSON, Clint	g	2	5	0	1	2	5	3	5	8	1	6	1	1	0	0	21		
TEAM																				
Totals.....		30	74	9	30	13	22	15	29	44	16	82	17	12	6	10	225			

TOTAL FG% 1st Half: 16-35 45.7% 2nd Half: 12-34 35.3% Game: 40.5% DEADBALL  
3-Pt. FG% 1st Half: 5-14 35.7% 2nd Half: 3-14 21.4% Game: 30.0% REBOUNDS  
F Throw % 1st Half: 3-6 50.0% 2nd Half: 7-12 58.3% Game: 59.1% 7

Officials: Chris Beaver, Kevin Ferguson, Ray Perone  
Technical fouls: Saint Joseph's-None. UIC-None.  
Attendance: 3,175

Score by Periods	1st	2nd	OT	Total
Saint Joseph's	42	32	12	86
UIC	40	34	8	82

Game 3: November 18, 2017 - Hagan Arena  
SJU 71 - Princeton 58

Princeton 0-3		tot-fg		3-pt		rebounds							to		blk		s		min	
##	Player	fg	fga	fg	fga	ft	fta	of	de	tot	pf	tp	a	to	blk	s	min			
04	LeBLANC, Mike	f	1	5	1	5	0	0	0	4	4	2	3	2	2	0	0	27		
35	BRENNAN, Alec	f	1	3	0	1	0	0	1	0	1	1	2	0	0	0	17			
03	CANNADY, Devin	g	8	13	6	10	0	0	2	2	3	22	0	2	0	0	36			
05	BELL, Amir	g	4	9	1	5	6	7	0	6	6	3	15	4	1	0	1	38		
12	STEPHENS, Myles	g	6	9	1	2	0	0	2	6	8	1	13	2	3	0	0	36		
00	YOUNG, Aaron	g	1	6	1	5	0	0	0	1	1	2	3	2	0	0	0	23		
02	MORALES, Jose	g	0	0	0	0	0	0	0	0	0	0	0	0	0	0	0	1		
15	SCHWEIGER, Ryan	g	0	5	0	3	0	0	0	0	0	1	0	1	0	0	15			
31	BRAMLAGE, Noah	g	0	0	0	0	0	0	0	0	0	0	0	0	0	0	1			
33	MUCH, Sebastian	g	0	1	0	1	0	0	0	1	1	4	0	0	0	0	6			
TEAM																				
Totals.....		21	51	10	32	6	7	3	22	25	18	58	11	9	0	1	200			

TOTAL FG% 1st Half: 10-25 40.0% 2nd Half: 11-26 42.3% Game: 41.2% DEADBALL  
3-Pt. FG% 1st Half: 7-16 43.8% 2nd Half: 3-15 20.0% Game: 31.3% REBOUNDS  
F Throw % 1st Half: 4-4 100% 2nd Half: 2-3 66.7% Game: 85.7% 4

Saint Joseph's 2-1

Saint Joseph's 2-1		tot-fg		3-pt		rebounds							to		blk		s		min	
##	Player	fg	fga	fg	fga	ft	fta	of	de	tot	pf	tp	a	to	blk	s	min			
12	LONGPRE', A	f	4	7	1	2	1	1	0	6	6	0	10	2	0	1	0	25		
24	OLIVA, P	f	3	5	0	2	1	2	1	7	8	3	7	3	0	0	0	30		
25	DEMERY, James	f	4	10	1	5	4	6	1	2	3	2	13	1	2	1	2	36		
01	NEWKIRK, Shavar	g	4	10	2	6	1	2	0	4	4	2	11	1	1	0	0	31		
15	CLOVER, Chris	g	2	10	1	6	0	2	1	1	2	1	5	1	0	0	1	28		
05	ROBINSON, Nick	g	1	3	0	0	0	0	1	3	4	4	2	2	0	0	0	23		
22	EDWARDS, Lorenzo	g	0	0	0	0	0	0	1	0	1	0	0	0	0	0	0	3		
33	FUNK, Taylor	g	7	8	5	6														

BOXSCORES

Game 5: November 24, 2017 - Titan Gym - Fullerton, Calif.

Wooden Legacy  
Harvard 75 - SJU 71

##	Player	tot-fg		3-pt		rebounds				tp	a	to	blk	s	min	
		fg	fga	fg	fga	of	de	tot	pf							
00	Lewis, Chris	f	9	12	0	0	3	6	9	4	21	1	0	0	29	
35	Baker, Robert	f	4	9	3	7	3	5	0	11	11	3	14	2	3	34
05	Haskett, Rio	g	2	8	1	4	1	2	0	1	1	4	6	1	2	29
11	Aiken, Bryce	g	5	13	1	5	10	12	0	2	2	0	21	8	1	38
20	Bassey, Justin	g	1	4	1	3	0	0	1	3	4	5	3	5	1	24
22	Juzang, Christian	g	0	0	0	0	0	0	0	0	0	0	0	0	0	2
30	Djuricic, Danilo	1	4	0	3	1	2	0	0	4	3	0	0	0	0	11
33	Farley, Reed	1	3	1	3	0	0	3	2	5	1	3	1	1	0	22
44	Welsh, Henry	3	3	0	0	0	0	0	0	1	1	2	6	0	2	11
TEAM																
Totals.....		26	56	7	25	18	25	7	30	37	23	77	18	11	3	200

TOTAL FG% 1st Half: 12-27 44.4% 2nd Half: 14-29 48.3% Game: 46.4% DEADBALL  
 3-Pt. FG% 1st Half: 2-12 16.7% 2nd Half: 5-13 38.5% Game: 28.0% REBOUNDS  
 F Throw % 1st Half: 8-12 66.7% 2nd Half: 10-13 76.9% Game: 72.0% 1

Saint Joseph's 2-3

##	Player	tot-fg		3-pt		rebounds				tp	a	to	blk	s	min	
		fg	fga	fg	fga	of	de	tot	pf							
12	LONGPRE', A	f	2	3	2	2	0	0	0	1	1	3	6	0	2	12
24	OLIVA, P	f	6	9	0	1	4	7	2	6	8	4	16	1	2	25
25	DEMERY, James	f	7	18	1	4	3	6	5	5	10	2	18	2	0	39
01	NEWKIRK, Shavar	g	2	8	0	2	5	8	1	1	2	4	9	3	3	30
15	CLOVER, Chris	g	1	7	0	3	0	2	0	0	1	1	2	1	0	15
05	ROBINSON, Nick	0	1	0	1	0	0	0	0	1	1	3	0	3	0	26
22	EDWARDS, Lorenzo	1	3	1	3	4	4	3	4	7	2	7	0	1	0	18
23	LODGE, Markell	0	0	0	0	0	0	0	0	0	0	0	0	0	0	0+
32	WILLIAMS, Jai	0	0	0	0	2	2	2	0	1	1	2	0	0	1	7
33	FUNK, Taylor	3	12	3	10	2	2	2	2	7	9	4	11	3	0	28
TEAM																
Totals.....		22	61	7	26	20	31	14	28	42	24	71	13	10	2	200

TOTAL FG% 1st Half: 8-30 26.7% 2nd Half: 14-31 45.2% Game: 36.1% DEADBALL  
 3-Pt. FG% 1st Half: 2-14 14.3% 2nd Half: 5-12 41.7% Game: 26.9% REBOUNDS  
 F Throw % 1st Half: 10-13 76.9% 2nd Half: 10-18 55.6% Game: 64.5% 7

Officials: Rick Batsell, Michael Irving, Ed Crenshaw  
 Technical fouls: Harvard-None. Saint Joseph's-None.  
 Attendance: 2,513

Score by Periods	1st	2nd	Total
Harvard	34	43	77
Saint Joseph's	28	43	71

Game 6: November 26, 2017 - Titan Gym - Fullerton, Calif.

Wooden Legacy  
SJU 74 - Sacramento State 69

##	Player	tot-fg		3-pt		rebounds				tp	a	to	blk	s	min		
		fg	fga	fg	fga	of	de	tot	pf								
12	LONGPRE', A	f	0	3	0	2	0	0	0	0	0	1	0	0	0	14	
24	OLIVA, P	f	0	1	0	1	1	2	1	2	3	3	1	2	2	0	20
25	DEMERY, James	f	3	9	0	2	9	10	0	2	2	2	15	0	2	30	
01	NEWKIRK, Shavar	g	5	12	1	5	11	14	1	3	4	1	22	4	5	30	
15	CLOVER, Chris	g	2	5	1	3	2	4	1	1	2	3	7	0	2	24	
05	ROBINSON, Nick	1	5	0	1	1	1	1	1	5	6	2	3	2	1	20	
22	EDWARDS, Lorenzo	4	9	2	6	0	0	5	4	9	4	10	0	0	0	21	
32	WILLIAMS, Jai	0	0	0	0	1	2	0	0	0	0	0	1	0	0	1	
33	FUNK, Taylor	6	10	3	6	0	0	2	4	6	2	15	1	1	0	20	
TEAM																	
Totals.....		21	54	7	26	25	33	11	22	33	18	74	9	13	0	200	

TOTAL FG% 1st Half: 9-27 33.3% 2nd Half: 12-27 44.4% Game: 38.9% DEADBALL  
 3-Pt. FG% 1st Half: 2-12 16.7% 2nd Half: 5-14 35.7% Game: 26.9% REBOUNDS  
 F Throw % 1st Half: 12-16 75.0% 2nd Half: 13-17 76.5% Game: 75.8% 6

Sacramento State 1-6

##	Player	tot-fg		3-pt		rebounds				tp	a	to	blk	s	min	
		fg	fga	fg	fga	of	de	tot	pf							
03	STRINGS, Justin	f	7	16	0	4	6	9	1	4	5	3	20	4	2	36
23	FOWLER, Bryce	f	3	5	0	2	0	0	3	1	4	1	6	1	2	26
30	PATTON, Joshua	f	4	6	0	0	7	8	3	4	7	4	15	0	2	32
02	M.LE'AF, Izayah	g	3	7	0	4	1	2	0	9	9	4	7	6	4	35
14	WU, Jeff	g	3	7	2	4	1	2	0	2	2	4	9	1	1	22
01	JACOBS, Chibueze	0	0	0	0	0	0	0	0	0	0	0	0	0	0	3
11	HICKS, Kevin	1	4	1	3	0	0	0	2	2	1	3	1	1	0	15
12	TOLBERT, Jordan	3	7	3	4	0	0	1	2	3	2	9	6	2	0	27
25	MARTIN, Calvin	0	1	0	0	0	0	0	1	0	1	2	0	0	0	4
TEAM																
Totals.....		24	53	6	21	15	21	10	25	35	22	69	19	17	3	200

TOTAL FG% 1st Half: 14-24 58.3% 2nd Half: 10-29 34.5% Game: 45.3% DEADBALL  
 3-Pt. FG% 1st Half: 4-9 44.4% 2nd Half: 2-12 16.7% Game: 28.6% REBOUNDS  
 F Throw % 1st Half: 4-7 57.1% 2nd Half: 11-14 78.6% Game: 71.4% 2

Officials: Ken Ditty, Kerby Sitton, Ed Crenshaw  
 Technical fouls: Saint Joseph's-None. Sacramento State-TEAM.  
 Attendance:

Score by Periods	1st	2nd	Total
Saint Joseph's	32	42	74
Sacramento State	36	33	69

Game 7: November 29, 2017 - Hagan Arena

SJU 83 - Bucknell 70

##	Player	tot-fg		3-pt		rebounds				tp	a	to	blk	s	min	
		fg	fga	fg	fga	of	de	tot	pf							
13	MOORE, Bruce	f	2	11	0	4	1	2	4	0	4	4	5	1	0	26
23	THOMAS, Zach	f	3	15	1	5	8	10	3	16	19	2	15	1	2	34
20	FOULLAND, Nana	c	8	16	0	0	1	7	5	5	10	3	17	0	1	33
02	BROWN, Stephen	g	6	14	2	6	1	1	2	3	5	3	15	1	1	31
03	SOTOS, Jimmy	g	2	6	0	3	0	0	0	6	6	3	4	4	0	27
04	SESTINA, Nate	2	3	0	0	1	3	1	3	4	2	5	1	0	0	13
12	MEEKS, John	3	5	0	1	0	0	0	0	0	3	6	1	1	0	11
14	ROBERTSON, Ben	0	0	0	0	0	0	0	0	0	0	0	0	0	0	3
15	JONES, Nate	0	3	0	2	0	0	0	0	0	1	0	0	0	0	10
22	O'REILLY, Matt	1	6	1	6	0	0	0	0	0	0	1	3	0	1	12
TEAM																
Totals.....		27	79	4	27	12	23	17	34	51	22	70	9	6	2	200

TOTAL FG% 1st Half: 9-36 25.0% 2nd Half: 18-43 41.9% Game: 34.2% DEADBALL  
 3-Pt. FG% 1st Half: 2-16 12.5% 2nd Half: 5-10 50.0% Game: 14.8% REBOUNDS  
 F Throw % 1st Half: 7-13 53.8% 2nd Half: 5-10 50.0% Game: 52.2% 6

Saint Joseph's 4-3

##	Player	tot-fg		3-pt		rebounds				tp	a	to	blk	s	min		
		fg	fga	fg	fga	of	de	tot	pf								
12	LONGPRE', A	f	1	4	1	3	1	2	0	3	3	2	4	0	2	28	
24	OLIVA, P	f	1	4	1	2	2	2	3	7	10	2	5	5	1	1	32
25	DEMERY, James	f	8	18	0	3	4	6	3	5	8	1	20	0	0	36	
01	NEWKIRK, Shavar	g	5	16	2	5	7	7	1	9	10	2	19	6	0	33	
15	CLOVER, Chris	g	6	11	4	6	1	2	1	4	5	1	17	0	2	29	
03	BOOTH, Michael	0	0	0	0	0	0	0	0	0	0	0	0	0	0	1	
05	ROBINSON, Nick	4	7	1	2	0	2	0	5	5	4	9	2	0	1	16	
21	THOMPSON, Kyle	0	0	0	0	0	0	0	0	0	0	0	0	0	0	1	
22	EDWARDS, Lorenzo	0	0	0	0	0	1	0	3	3	2	0	0	0	1	5	
32	WILLIAMS, Jai	0	0	0	0	0	0	0	0	0	0	0	0	0	1	2	
33	FUNK, Taylor	3	8	1	4	2	2	1	0	1	2	9	2	1	1	17	
TEAM																	
Totals.....		28	68	10	25	17	24	9	40	49	16	83	15	6	6	200	

TOTAL FG% 1st Half: 14-38 36.8% 2nd Half: 14-30 46

BOXSCORES

Game 9: December 9, 2017 - Hagan Arena  
Temple 81 - SJU 78

Saint Joseph's 4-5 (0-2 Big 5)		Totals															
##	Player	fg	fga	3-pt	ft	fta	of	de	tot	pf	tp	a	to	blk	s	min	
12	LONGPRE', Anthony	3	8	2	5	0	0	6	6	2	8	1	1	0	0	19	
24	OLIVA, Pierfrancesco	2	6	0	0	0	3	5	6	11	3	4	5	2	0	27	
25	DEMERY, James	7	9	1	2	0	3	1	3	4	1	15	4	3	1	36	
01	NEWKIRK, Shavar	4	13	2	3	8	10	2	2	4	0	18	6	2	0	34	
15	CLOVER, Chris	6	13	2	7	3	4	2	7	9	3	17	3	0	0	33	
05	ROBINSON, Nick	0	2	0	2	1	2	0	2	2	4	1	0	0	1	14	
22	EDWARDS, Lorenzo	0	3	0	2	0	0	0	1	1	0	0	0	1	2	0	
33	FUNK, Taylor	5	6	5	6	0	0	0	5	5	0	15	0	4	0	26	
TEAM																	
Totals.....		27	60	12	27	12	22	10	33	43	13	78	19	13	4	2	200

TOTAL FG% 1st Half: 10-25 40.0% 2nd Half: 17-35 48.6% Game: 45.0% DEADBALL REBOUNDS 4  
 3-Pt. FG% 1st Half: 5-13 38.5% 2nd Half: 7-14 50.0% Game: 44.4%  
 F Throw % 1st Half: 4-6 66.7% 2nd Half: 8-16 50.0% Game: 54.5%

Temple 6-2 (1-1 Big 5)

Temple 6-2 (1-1 Big 5)		Totals															
##	Player	fg	fga	3-pt	ft	fta	of	de	tot	pf	tp	a	to	blk	s	min	
00	ENECHIONYA, Obi	1	8	0	2	2	2	0	6	6	4	4	1	0	1	0	23
24	AFLAKPUI, Ernest	5	6	0	0	2	4	4	2	6	2	12	0	0	1	0	21
01	BROWN, Josh	3	10	0	2	7	8	1	5	6	2	13	4	0	0	0	35
03	ALSTON, JR., Shizz	7	15	5	8	1	2	2	2	4	4	20	1	2	0	1	34
13	ROSE, Quinton	6	13	2	5	1	1	1	10	11	2	15	4	2	1	2	37
02	MOORE II, Alani	3	9	2	7	0	0	1	2	3	2	8	2	0	0	2	23
22	PERRY, De'Vondre	3	6	2	4	1	2	0	2	2	3	9	1	2	1	2	21
23	THORE, Damion	0	0	0	0	0	0	0	0	0	0	0	0	0	0	0	6
TEAM																	
Totals.....		28	67	11	28	14	19	10	29	39	19	81	13	6	4	8	200

TOTAL FG% 1st Half: 15-34 44.1% 2nd Half: 13-33 39.4% Game: 41.8% DEADBALL REBOUNDS 1  
 3-Pt. FG% 1st Half: 7-14 50.0% 2nd Half: 4-14 28.6% Game: 39.3%  
 F Throw % 1st Half: 3-5 60.0% 2nd Half: 11-14 78.6% Game: 73.7%

Officials: Roger Ayers, Olandis Poole, Garrick Shannon  
 Technical foul,s: Saint Joseph's-None. Temple-None.  
 Attendance: 7288

Score by Periods	1st	2nd	Total
Saint Joseph's	29	49	78
Temple	40	41	81

Game 10: December 17, 2017 - Hagan Arena  
SJU 72 - Maine 59

Maine 3-9		Totals															
##	Player	fg	fga	3-pt	ft	fta	of	de	tot	pf	tp	a	to	blk	s	min	
00	FLEMING, Andrew	1	7	0	0	0	0	2	9	11	3	2	1	4	1	0	30
01	CALIXTE, Aaron	5	13	2	5	2	2	1	1	2	4	14	3	5	0	1	31
04	MAJSTOROVIC, D	1	5	1	5	0	0	2	2	4	2	3	1	2	1	0	31
14	WHITE, Isaiah	8	14	5	7	0	0	2	7	9	3	21	0	3	1	1	31
33	ER, Ilker	5	11	3	6	0	0	1	8	9	5	13	2	0	0	0	27
02	ARAUJO, Celio	0	0	0	0	0	0	0	1	1	0	0	2	2	0	0	8
05	EVANS, Danny	1	3	0	1	0	0	0	1	1	2	2	0	0	0	0	11
11	STOJILJKOVIC, Ilija	0	1	0	1	0	0	1	3	4	0	0	2	0	0	0	14
13	ANTOMES, Miks	0	0	0	0	0	0	0	0	0	0	0	0	0	0	0	1
15	LOWNDES JR., Vernon	0	2	0	2	0	0	0	0	0	0	0	0	0	0	0	3
32	ASHLEY, Dennis	2	8	0	5	0	0	0	4	4	0	4	1	1	0	0	13
TEAM																	
Totals.....		23	64	11	32	2	2	9	38	47	19	59	12	17	3	2	200

TOTAL FG% 1st Half: 9-29 31.0% 2nd Half: 14-35 40.0% Game: 35.9% DEADBALL REBOUNDS 1  
 3-Pt. FG% 1st Half: 7-16 43.8% 2nd Half: 4-16 25.0% Game: 34.4%  
 F Throw % 1st Half: 2-2 100% 2nd Half: 0-0 0.0% Game: 100%

Saint Joseph's 5-5

Saint Joseph's 5-5		Totals															
##	Player	fg	fga	3-pt	ft	fta	of	de	tot	pf	tp	a	to	blk	s	min	
12	LONGPRE', A	2	7	1	3	0	0	1	4	5	1	5	1	0	0	1	20
24	OLIVA, P	2	5	1	3	1	3	2	6	8	1	6	2	1	1	1	31
25	DEMERY, James	7	16	0	1	5	9	4	6	10	1	19	0	1	1	1	36
01	NEWKIRK, Shavar	6	18	3	8	4	5	0	2	2	2	19	4	0	0	2	32
15	CLOVER, Chris	2	8	0	2	1	2	0	3	3	1	5	0	0	0	2	29
03	BOOTH, Michael	0	0	0	0	0	0	0	1	1	0	0	0	0	0	0	1
05	ROBINSON, Nick	3	4	0	1	2	3	1	6	7	2	8	1	1	0	3	22
11	FREEMAN, Toliver	0	0	0	0	0	0	0	0	0	0	0	0	0	0	0	1
21	THOMPSON, Kyle	0	0	0	0	0	0	0	0	0	0	0	0	0	0	0	1
22	EDWARDS, Lorenzo	0	0	0	0	0	0	0	1	1	0	0	0	0	0	0	1
33	FUNK, Taylor	4	12	1	7	1	1	1	2	3	0	10	1	0	1	1	26
TEAM																	
Totals.....		26	70	6	25	14	23	11	32	43	8	72	9	3	3	11	201

TOTAL FG% 1st Half: 10-31 32.3% 2nd Half: 16-39 41.0% Game: 37.1% DEADBALL REBOUNDS 3  
 3-Pt. FG% 1st Half: 2-8 25.0% 2nd Half: 4-17 23.5% Game: 24.0%  
 F Throw % 1st Half: 8-12 66.7% 2nd Half: 6-11 54.5% Game: 60.9%

Officials: Ed Corbett, Bill Covington, Jr., Lamar Simpson  
 Technical foul,s: Maine-None. Saint Joseph's-None.  
 Attendance: 3,551

Score by Periods	1st	2nd	Total
Maine	27	32	59
Saint Joseph's	30	42	72

Game 11: December 20, 2017 - Mohegan Sun Arena - Uncasville, Conn.  
Basketball Hall of Fame Holiday Showcase  
St. John's 77 - SJU 73

St. John's 10-2		Totals															
##	Player	fg	fga	3-pt	ft	fta	of	de	tot	pf	tp	a	to	blk	s	min	
01	AHMED, Bashir	6	12	2	5	2	4	1	4	5	2	16	0	2	0	3	33
11	OWENS, Tariq	3	7	0	0	1	2	2	5	7	1	7	2	3	5	0	35
13	CLARK II, Marvin	2	7	2	4	2	2	0	3	3	4	8	0	1	0	0	17
02	PONDS, Shamorie	9	15	2	7	8	11	0	7	7	1	28	4	5	1	2	40
05	SIMON, Justin	3	7	0	1	5	9	2	9	11	3	11	9	1	1	0	40
12	TRIMBLE JR, Bryan	1	6	1	5	0	0	0	2	2	2	3	1	0	0	1	15
14	YAKWE, Kassoum	2	4	0	0	0	0	0	0	2	4	0	0	1	1	0	20
TEAM																	
Totals.....		26	58	7	22	18	28	5	31	36	15	77	16	13	8	6	200

TOTAL FG% 1st Half: 14-30 46.7% 2nd Half: 12-28 42.9% Game: 44.8% DEADBALL REBOUNDS 3  
 3-Pt. FG% 1st Half: 5-15 33.3% 2nd Half: 2-7 28.6% Game: 31.8%  
 F Throw % 1st Half: 11-16 68.8% 2nd Half: 7-12 58.3% Game: 64.3%

Saint Joseph's 5-6

Saint Joseph's 5-6		Totals															
##	Player	fg	fga	3-pt	ft	fta	of	de	tot	pf	tp	a	to	blk	s	min	
24	OLIVA, P	3	5	0	1	1	1	2	16	18	2	7	4	2	0	0	33
25	DEMERY, James	7	13	0	3	1	4	1	6	7	4	15	2	3	0	0	30
33	FUNK, Taylor	5	17	5	15	0	0	1	1	2	2	15	1	2	0	0	33
05	ROBINSON, Nick	2	5	2	2	1	2	3	4	7	4	7	2	5	0	0	26
15	CLOVER, Chris	1	7	1	5	0	0	2	2	4	3	2	4	0	0	0	32
01	NEWKIRK, Shavar	11	20	1	5	3	3	0	2	2	5	26	2	1	0	1	31
12	LONGPRE', Anthony	0	3	0	2	0	0	1	2	3	1	0	0	2	0	1	13
23	LODGE, Markell	0	0	0	0	0	0	0	0	0	0	0	0	0	0	0	0
32	WILLIAMS, Jai	0	0	0	0	0	0	1	0	1	1	0	0	0	0	0	2
TEAM																	
Totals.....		29	70	9	33	6	10	14	34	48	22	73	13	19	0	2	200

TOTAL FG% 1st Half: 16-35 45.7% 2nd Half: 13-35 37.1% Game: 41.4% DEADBALL REBOUNDS 3  
 3-Pt. FG% 1st Half: 6-18 33.3% 2nd Half: 3-15 20.0% Game: 27.3%  
 F Throw % 1st Half: 3-5 60.0% 2nd Half: 3-5 60.0% Game: 60.0%

Officials: Technical foul,s: St. John's-None. Saint Joseph's-ROBINSON, Nick.  
 Attendance: 5,518

Score by Periods	1st	2nd	Total
St. John's	44	33	77
Saint Joseph's	41	32	73

Game 12: December 30, 2017 - Smith Center - Washington, D.C.  
George Washington 70 - SJU 64

Saint Joseph's 5-7 (0-1 A-10)		Totals									
##	Player	fg	fga	3-pt	ft	fta	of				



BOXSCORES

Game 13: January 3, 2018 - Hagan Arena  
SJU 78 - VCU 71 - OT

VCU 9-6 (1-1 A-10)		tot-fg		3-pt		rebounds										min		
##	Player	fg	fga	fg	fga	ft	fta	of	de	tot	pf	tp	a	to	blk	s	min	
04	TILLMAN, Justin	f	11	16	0	2	0	0	5	7	12	4	22	0	2	0	0	31
21	LANE, Khris	f	3	4	0	0	0	0	2	2	3	6	1	3	0	0	1	14
00	JENKINS, D	f	6	13	2	4	2	3	0	2	2	3	16	5	4	0	1	29
10	WILLIAMS, J	g	3	8	0	4	1	1	0	3	3	4	7	4	2	0	2	27
13	CROWFIELD, Malik	g	2	8	2	8	0	0	0	3	3	4	6	0	0	0	0	36
01	SIMMS, Mike'l	1	4	1	4	0	0	0	5	5	1	3	1	0	1	0	21	
05	MOBLEY, Sean	1	1	1	0	0	0	0	4	4	1	2	0	2	0	0	8	
11	VANN, Issac	5	15	1	7	2	3	1	4	5	2	13	0	3	1	0	33	
14	SANTOS-SILVA, M	1	4	0	0	0	0	3	1	4	1	2	0	2	2	0	11	
15	JACKSON, Xavier	0	0	0	0	0	0	0	0	0	0	0	0	0	0	0	0	
25	MAYE, Tyler	2	4	0	0	0	0	1	0	1	2	4	1	2	0	0	15	
TEAM																		
Totals.....		35	77	6	29	5	7	12	36	48	25	81	12	20	4	6	225	

TOTAL FG% 1st Half: 17-37 45.9% 2nd Half: 16-30 53.3% Game: 45.5% DEADBALL  
3-Pt. FG% 1st Half: 3-11 27.3% 2nd Half: 2-11 18.2% Game: 20.7% REBOUNDS  
F Throw % 1st Half: 3-3 100% 2nd Half: 2-4 50.0% Game: 71.4% 2

Saint Joseph's 6-7 (1-1 A-10)

Saint Joseph's 6-7 (1-1 A-10)		tot-fg		3-pt		rebounds										min		
##	Player	fg	fga	fg	fga	ft	fta	of	de	tot	pf	tp	a	to	blk	s	min	
24	OLIVA, P	f	5	8	1	3	4	6	2	5	7	3	15	3	1	1	1	36
25	DEMERY, James	f	5	15	1	2	2	4	2	6	8	0	13	1	1	1	3	38
33	FUNK, Taylor	f	5	10	4	7	5	5	1	2	3	3	19	2	0	0	0	43
01	NEWKIRK, Shavar	g	4	18	0	6	4	5	0	4	4	2	12	5	1	0	0	33
15	CLOVER, Chris	g	1	5	0	1	1	2	0	1	1	3	1	1	0	1	22	
05	ROBINSON, Nick	1	6	0	1	11	14	1	7	8	1	13	2	2	0	2	29	
12	LONGPRE', Anthony	3	5	0	1	2	2	3	1	4	1	8	1	2	0	1	15	
23	LODGE, Markell	1	1	0	0	0	0	0	0	0	0	2	0	0	1	0	6	
32	WILLIAMS, Jai	1	1	0	0	0	0	0	0	0	1	2	0	0	0	0	3	
TEAM																		
Totals.....		26	69	6	21	29	38	10	29	39	12	87	15	9	3	8	225	

TOTAL FG% 1st Half: 14-32 43.8% 2nd Half: 9-31 29.0% Game: 37.7% DEADBALL  
3-Pt. FG% 1st Half: 3-7 42.9% 2nd Half: 2-12 16.7% Game: 28.6% REBOUNDS  
F Throw % 1st Half: 15-19 78.9% 2nd Half: 10-14 71.4% Game: 76.3% 7

Officials: Ray Styons, Jeb Hartness, Bill McCarthy  
Technical fouls: VCU-JENKINS, De'Riante. Saint Joseph's-NEWKIRK, Shavar.  
Attendance: 3,518

Score by Periods	1st	2nd	OT	Total
VCU	40	36	5	81
Saint Joseph's	46	30	11	87

Game 14: January 6, 2018 - Hagan Arena  
SJU 85 - St. Bonaventure 78

St. Bonaventure 11-4 (1-2 A-10)		tot-fg		3-pt		rebounds										min	
##	Player	fg	fga	fg	fga	ft	fta	of	de	tot	pf	tp	a	to	blk	s	min
15	GRIFFIN, LaDarien	f	4	6	0	0	0	3	5	8	2	8	0	0	1	2	26
33	AYENI, Josh	f	5	13	0	0	0	1	6	7	2	10	3	3	0	1	29
01	TAQQEE, Idris	g	1	2	0	0	3	4	1	1	2	5	5	0	0	0	12
02	MOBLEY, Matt	g	1	5	0	3	0	0	0	5	5	4	2	1	2	0	36
03	ADAMS, Jaylen	g	5	11	4	7	5	6	0	6	6	4	19	7	5	0	36
04	KAPUTO, Nelson	0	0	0	0	0	0	0	0	0	0	0	0	0	0	0	3
21	BROCKINGTON, Izaiah	g	6	15	3	8	1	2	0	4	4	1	16	3	0	1	33
30	STOCKARD, Courtney	4	8	0	1	9	9	1	1	2	5	17	2	1	0	3	23
32	IKPEZE, Amadi	0	0	0	0	1	2	0	0	0	0	1	0	0	0	0	2
TEAM																	
Totals.....		26	60	7	19	19	23	7	29	36	23	78	16	11	2	8	200

TOTAL FG% 1st Half: 14-30 46.7% 2nd Half: 12-30 40.0% Game: 43.3% DEADBALL  
3-Pt. FG% 1st Half: 3-8 37.5% 2nd Half: 4-11 36.4% Game: 36.8% REBOUNDS  
F Throw % 1st Half: 4-6 66.7% 2nd Half: 15-17 88.2% Game: 82.6% 3

Saint Joseph's 7-7 (2-1 A-10)

Saint Joseph's 7-7 (2-1 A-10)		tot-fg		3-pt		rebounds										min		
##	Player	fg	fga	fg	fga	ft	fta	of	de	tot	pf	tp	a	to	blk	s	min	
24	OLIVA, P	f	3	7	1	4	2	3	1	7	8	4	9	8	4	2	1	35
25	DEMERY, James	f	8	13	2	4	6	7	0	1	1	2	24	0	2	0	1	35
33	FUNK, Taylor	f	3	6	2	5	0	2	1	5	6	4	8	3	3	0	0	22
01	NEWKIRK, Shavar	g	5	11	2	6	11	14	1	9	10	3	23	5	2	0	39	
15	CLOVER, Chris	g	3	10	1	4	1	2	1	1	2	2	8	1	0	0	33	
05	ROBINSON, Nick	2	5	0	2	4	4	2	1	3	4	8	1	2	1	0	19	
12	LONGPRE', Anthony	2	5	1	4	0	0	0	0	2	2	2	5	0	0	0	0	
TEAM																		
Totals.....		26	57	9	29	24	32	7	28	35	21	85	18	13	3	7	200	

TOTAL FG% 1st Half: 14-29 48.3% 2nd Half: 12-28 42.9% Game: 45.6% DEADBALL  
3-Pt. FG% 1st Half: 5-17 29.4% 2nd Half: 4-12 33.3% Game: 31.0% REBOUNDS  
F Throw % 1st Half: 9-11 81.8% 2nd Half: 15-21 71.4% Game: 75.0% 3

Officials: Tim Comer, Louie Andrakakos, Justin Porterfield  
Technical fouls: St. Bonaventure-STOCKARD, Courtney. Saint Joseph's-None.  
Attendance: 4,061

Score by Periods	1st	2nd	Total
St. Bonaventure	35	43	78
Saint Joseph's	42	43	85

Game 15: January 10, 2018 - EagleBank Arena - Fairfax, Va.  
George Mason 81 - SJU 79

Saint Joseph's 7-8 (2-2 A-10)		tot-fg		3-pt		rebounds										min	
##	Player	fg	fga	fg	fga	ft	fta	of	de	tot	pf	tp	a	to	blk	s	min
24	OLIVA, P	f	1	3	0	0	0	0	2	2	3	5	4	2	2	0	24
25	DEMERY, James	f	6	14	0	2	4	5	0	2	2	16	1	0	1	0	37
33	FUNK, Taylor	f	5	13	4	10	1	2	0	4	1	15	1	0	0	1	30
01	NEWKIRK, Shavar	g	8	17	3	8	5	7	2	5	7	0	24	5	1	1	37
15	CLOVER, Chris	g	8	14	3	6	0	1	0	3	3	1	19	2	2	0	33
05	ROBINSON, Nick	1	5	0	2	1	2	3	2	2	2	3	2	0	0	0	25
12	LONGPRE', Anthony	0	1	0	0	0	0	0	0	0	0	2	0	0	1	0	14
23	LODGE, Markell	0	0	0	0	0	0	0	0	0	0	0	0	0	0	0	0
TEAM																	
Totals.....		29	67	10	30	11	17	6	25	31	10	79	14	3	4	5	200

TOTAL FG% 1st Half: 16-32 50.0% 2nd Half: 13-35 37.1% Game: 43.3% DEADBALL  
3-Pt. FG% 1st Half: 7-17 41.2% 2nd Half: 3-13 23.1% Game: 33.3% REBOUNDS  
F Throw % 1st Half: 3-4 75.0% 2nd Half: 8-13 61.5% Game: 64.7% 4

George Mason 8-9 (2-2)

George Mason 8-9 (2-2)		tot-fg		3-pt		rebounds										min	
##	Player	fg	fga	fg	fga	ft	fta	of	de	tot	pf	tp	a	to	blk	s	min
00	MAR, Goanar	f	2	6	1	3	0	0	0	2	2	3	5	0	0	0	26
33	CALIXTE, Greg	f	3	7	0	0	0	2	3	4	7	2	6	0	0	2	21
01	KIER, Justin	g	6	13	0	2	0	0	1	9	10	0	12	7	5	1	34
04	LIVINGSTON II, O	g	10	13	5	6	0	0	0	5	5	1	25	3	0	0	37
05	GRAYVER, Jaire	g	5	10	3	6	0	1	3	3	6	2	13	1	1	0	37
12	WILSON, AJ	0	0	0	0	0	0	0	1	0	1	0	0	0	1	0	8
23	GREENE, Javon	2	6	1	4	0	1	0	5	5	1	5	0	0	1	0	13
32	BOYD, Ian	5	10	1	3	4	4	0	6	6	2	15	1	2	0	0	24
TEAM																	
Totals.....		33	65	11	24	4	8	8	35	43	11	81	12	9	6	2	200

TOTAL FG% 1st Half: 19-30 63.3% 2nd Half: 14-35 40.0% Game: 50.8% DEADBALL  
3-Pt. FG% 1st Half: 7-14 50.0% 2nd Half: 4-10 40.0% Game: 45.8% REBOUNDS  
F Throw % 1st Half: 2-2 100% 2nd Half: 2-6 33.3% Game: 50.0% 2

2017-18 SAINT JOSEPH'S BASKETBALL • 18

BOXSCORES

Game 17: January 17, 2018 - Hagan Arena  
SJU 81 - Dayton 65

Dayton 9-9 (3-3 A-10)		tot-fg		3-pt		rebounds		of		de		tot		pf		tp		a		to		blk		s		min	
##	Player	fg	fga	fg	fga	ft	fta	of	de	tot	pf	tp	a	to	blk	s	min										
00	CUNNINGHAM, J	f	4	9	0	1	2	3	1	4	5	2	10	1	0	1	24										
01	DAVIS, Darrell	f	4	9	2	7	1	1	1	3	4	0	11	2	0	0	34										
03	LANDERS, Trey	g	0	6	0	4	0	3	1	5	6	4	0	4	0	1	30										
04	DAVIS, Jordan	g	2	8	2	6	1	2	0	3	3	3	7	3	0	0	32										
10	CRUTCHER, Jalen	g	8	13	7	10	0	0	1	2	3	3	23	2	0	1	33										
11	SVOBODA, Matej	g	1	3	0	1	0	0	1	1	2	2	2	0	0	0	12										
13	ANTETOKOUNMPO,K	g	1	1	0	0	0	0	1	1	0	0	2	0	0	0	9										
20	Williams, Xeyrius	g	1	8	0	5	0	0	2	5	7	3	2	3	1	2	0	15									
23	WESTERFIELD, Jack	g	1	3	1	3	2	0	0	0	0	0	5	0	0	1	8										
44	GRUDEN, Joey	g	0	0	0	0	0	0	0	0	0	0	0	0	0	0	1										
50	STEWART, Dalton	g	1	1	0	0	0	0	1	0	1	0	0	0	0	1	1										
52	GREER, Camron	g	0	1	1	1	0	0	0	0	0	0	3	0	0	0	1										
TEAM																											
Totals.....		23	62	13	38	6	11	8	24	32	17	65	15	11	2	6	200										
TOTAL FG% 1st Half: 11-32 34.4%		2nd Half: 12-30 40.0%		Game: 37.1%		DEADBALL																					
3-Pt. FG% 1st Half: 7-22 31.8%		2nd Half: 6-16 37.5%		Game: 34.2%		REBOUNDS																					
F Throw % 1st Half: 1-1 100%		2nd Half: 5-10 50.0%		Game: 54.5%		1																					

Saint Joseph's 8-9 (3-3 A-10)		tot-fg		3-pt		rebounds		of		de		tot		pf		tp		a		to		blk		s		min	
##	Player	fg	fga	fg	fga	ft	fta	of	de	tot	pf	tp	a	to	blk	s	min										
24	OLIVA, P	f	0	2	0	2	0	2	0	15	15	2	0	3	2	1	26										
25	DEMERY, James	f	7	11	2	4	3	5	1	3	4	2	19	2	1	0	30										
33	FUNK, Taylor	f	6	11	4	8	2	2	2	4	6	1	18	2	0	0	31										
01	NEWKIRK, Shavar	g	6	10	2	3	3	0	2	2	2	2	17	2	1	0	29										
15	CLOVER, Chris	g	3	11	1	5	3	4	1	3	4	2	10	1	0	0	31										
05	ROBINSON, Nick	g	5	9	1	2	2	3	2	3	5	2	13	1	0	2	27										
10	BLOUNT, Gerald	g	1	1	0	0	0	0	2	0	2	0	2	0	0	0	1										
12	LONGPRE', Anthony	g	0	1	0	1	0	0	1	0	1	0	0	1	0	0	19										
21	THOMPSON, Kyle	g	0	0	0	0	0	0	0	0	0	0	0	0	0	0	1										
22	EDWARDS, Lorenzo	g	0	2	0	1	0	0	0	0	0	0	0	0	0	0	1										
23	LODGE, Markell	g	1	1	0	0	0	0	2	2	1	2	0	1	0	0	3										
32	WILLIAMS, Jai	g	0	0	0	0	0	0	0	0	0	0	0	0	0	0	1										
TEAM																											
Totals.....		29	59	10	26	13	19	9	34	43	12	81	12	9	1	6	200										
TOTAL FG% 1st Half: 15-30 50.0%		2nd Half: 14-29 48.3%		Game: 49.2%		DEADBALL																					
3-Pt. FG% 1st Half: 6-13 46.2%		2nd Half: 4-13 30.8%		Game: 38.5%		REBOUNDS																					
F Throw % 1st Half: 6-7 85.7%		2nd Half: 7-12 58.3%		Game: 68.4%		4																					

Officials: Lee Cassell, Clarence Armstrong, Jerry Heater  
Technical fouls: Dayton-None. Saint Joseph's-None.  
Attendance: 3,251

Score by Periods	1st	2nd	Total
Dayton	30	35	65
Saint Joseph's	42	39	81

Game 18: January 20, 2018 - Hagan Arena  
SJU 68 - Fordham 46

Fordham 6-13 (1-6 A-10)		tot-fg		3-pt		rebounds		of		de		tot		pf		tp		a		to		blk		s		min	
##	Player	fg	fga	fg	fga	ft	fta	of	de	tot	pf	tp	a	to	blk	s	min										
20	RAUT, Ivan	f	3	7	2	5	0	0	1	4	5	0	8	1	3	0	0	21									
24	SLANINA, Prokop	f	4	14	1	5	2	2	3	5	8	3	11	0	2	0	37										
00	TAVARES, Will	g	1	6	0	4	1	2	0	8	8	3	3	0	5	0	29										
12	CHARTOUNY, J	g	4	8	1	3	2	2	0	7	7	3	11	4	3	0	29										
23	HICKS, Perris	g	3	13	2	11	0	0	1	1	2	2	8	3	3	0	35										
02	SANCHEZ, Thomas	g	0	0	0	0	0	0	0	0	0	0	0	0	1	0	1										
04	PETTY, Brenton	g	0	0	0	0	0	0	0	0	2	0	0	0	0	0	1										
14	DOWNING, Chris	g	0	0	0	0	0	0	0	0	0	0	0	0	0	0	1										
15	HAVSA, Cavit	g	1	3	1	3	0	0	0	1	1	0	3	2	1	0	0	17									
33	PEKAREK, David	g	1	4	0	2	0	0	0	5	5	1	2	0	2	2	0	19									
TEAM																											
Totals.....		17	55	7	33	5	6	6	35	41	14	46	10	20	4	3	200										

TOTAL FG% 1st Half: 9-25 36.0%		2nd Half: 8-30 26.7%		Game: 30.9%		DEADBALL	
3-Pt. FG% 1st Half: 4-16 25.0%		2nd Half: 3-17 17.6%		Game: 21.2%		REBOUNDS	
F Throw % 1st Half: 5-6 83.3%		2nd Half: 0-0 0.0%		Game: 83.3%		0	

Saint Joseph's 9-9 (4-3 A-10)		tot-fg		3-pt		rebounds		of		de		tot		pf		tp		a		to		blk		s		min	
##	Player	fg	fga	fg	fga	ft	fta	of	de	tot	pf	tp	a	to	blk	s	min										
24	OLIVA, P	f	9	16	3	7	1	3	0	8	8	2	22	2	5	1	2	31									
25	DEMERY, James	f	11	25	2	4	1	2	3	4	7	2	25	4	1	0	1	36									
33	FUNK, Taylor	f	2	9	1	6	0	0	1	2	3	1	5	2	0	1	2	30									
01	NEWKIRK, Shavar	g	1	7	0	2	3	3	1	7	8	2	5	4	1	0	2	36									
15	CLOVER, Chris	g	2	3	1	2	0	0	0	0	0	0	5	3	0	0	1	29									
03	BOOTH, Michael	g	0	0	0	0	0	0	0	0	0	0	0	0	0	0	0	1									
05	ROBINSON, Nick	g	0	3	0	2	2	1	5	6	2	2	4	0	1	0	24										
11	FREEMAN, Toliver	g	0	1	0	1	0	0	0	1	1	0	0	0	0	0	1										
12	LONGPRE', Anthony	g	1	7	0	3	0	0	1	1	2	0	2	2	0	0	9										
13	VEGA, Christian	g	0	0	0	0	0	0	0	0	0	0	0	0	0	0	1										
21	THOMPSON, Kyle	g	0	0	0	0	0	0	0	0	0	0	2	0	0	0	1										
23	LODGE, Markell	g	0	0	0	0	0	0	0	0	0	0	0	0	0	0	1										
TEAM																											
Totals.....		26	71	7	27	9	12	10	31	41	9	68	21	7	3	9	200										

TOTAL FG% 1st Half: 12-38 31.6%		2nd Half: 14-33 42.4%		Game: 36.6%		DEADBALL	
3-Pt. FG% 1st Half: 4-15 26.7%		2nd Half: 3-12 25.0%		Game: 25.9%		REBOUNDS	
F Throw % 1st Half: 0-0 0.0%		2nd Half: 9-12 75.0%		Game: 75.0%		5	

Officials: Paul Faia, Bill McCarthy, Scott Arbogast  
Technical fouls: Fordham-None. Saint Joseph's-None.  
Attendance: 3,634

Score by Periods	1st	2nd	Total
Fordham	27	19	46
Saint Joseph's	28	40	68

Game 19: January 24, 2018 - Reilly Center - Olean, N.Y.  
St. Bonaventure 70 - SJU 67

Saint Joseph's 9-10 (4-4 A-10)		tot-fg		3-pt		rebounds		of		de		tot		pf		tp		a		to		blk		s		min	
##	Player	fg	fga	fg	fga	ft	fta	of	de	tot	pf	tp	a	to	blk	s	min										
24	OLIVA, P	f	2	2	1	1	2	5	1	6	7	2	7	2	4	1	3	32									
25	DEMERY, James	f	5	12	0	2	3	6	2	3	5	3	13	0	2	0	3	37									
33	FUNK, Taylor	f	3	8	3	8	1	2	1	2	3	5	10	0	1	1	2	29									
01	NEWKIRK, Shavar	g	4	17	0	2	1	3	3	4	7	1	9	2	3	0	2	32									
15	CLOVER, Chris	g	4	7	0	0	1	2	0	2	2	0	9	2	0	0	30										
05	ROBINSON, Nick	g	4	8	0	3	5	6	0	4	4	3	13	5	1	2	0	22									
12	LONGPRE', Anthony	g	1	3	1	1	2	2	0	1	1	4	5	1	0	0	1	16									
22	EDWARDS, Lorenzo	g	0	1	0	1	0	0	0	0	0	0	0	0	0	0	2	0	2								
23	LODGE, Markell	g	0	0	0	0	1	2	0	0	0	0	1	0	0	0	0	0	0	0	0	0	0	0	0	0	
TEAM																											
Totals.....		23	58	5	18	16	28	9	24	33	18	67	12	11	6	11	200										
TOTAL FG% 1st Half: 13-30 43.3%		2nd Half: 10-28 35.7%		Game: 39.7%		DEADBALL																					
3-Pt. FG% 1st Half: 3-11 27.3%		2nd Half: 2-7 28.6%		Game: 27.8%		REBOUNDS																					
F Throw % 1st Half: 4-7 57.1%		2nd Half: 12-21 57.1%		Game: 57.1%		5																					

St. Bonaventure 13-6, 3-4 A-10		tot-fg		3-pt		rebounds		of		de		tot		pf		tp		a		to		blk		s		min	
##	Player	fg	fga	fg	fga	ft	fta	of	de	tot	pf	tp	a	to	blk	s	min										
11	STOCKARD, C	f	6	12	0	1	3	4	2	11	13	4	15	4	7	1	1	37									
15	GRIFFIN, LaDarren	f	5	9	0	0	0	0	4	7	11	4	10	1	4	0	0	26									
01	TAQQEE, Idris	g	2	9	0	2	2	3	3	6																	



## #25 JAMES DEMERY

Senior • Forward • 6-6 • 200

Williamston, N.C.

Northside Christian Academy

Criminal Justice

Overall Stats: 17.8 ppg, 5.5 rpg, 1.2 apg

Atlantic 10 Stats: 19.5 ppg, 5.3 rpg, 1.3 apg

### 2017-18

- Has scored in double figures in all 19 games this season
- SJU's leading scorer 11x, most recently at St. Bonaventure (13 pts)
- Matched season-high 25 pts, added seven rebs in win over Fordham
- Had 22 points (8-of-14 FG) and seven rebounds at UMass
- Big 5 Co-Player of the Week (Jan. 9) after performances vs. SBU and VCU
- Dropped 24 points (8-of-13 FG) in win over St. Bonaventure
- Became the 54th Hawk to score 1,000 career points, surpassing the mark vs. VCU
- Hit for 24 points and added eight rebs at George Washington
- Had 19 pts, season-high 10 rebs in win over Maine
- Posted 20 points and eight rebounds in win over Bucknell
- Hit for 15 points (9-of-10 FT) in win over Sacramento State
- Recorded double-double (18 pts, season-high 10 rebs) vs. Harvard
- Poured in a game-high 25 points in win at UIC

### Career

- Has played in 106 career games with 68 starts
- 58 double-figure games, 9 games with 20+ pts, 5 double-doubles
- 2016-17 All-Big 5 Second Team selection
- Sixth man for the 2015-16 Atlantic 10 Champion Hawks

### 2017-18 Game-by-Game

OPPONENT	MIN	FG-A	3PT-A	FT-A	OR	DR	TR	F	A	TO	BL	S	PT
Toledo*	26	6-9	1-2	3-7	2	1	3	1	1	0	0	0	16
Illinois-Chicago*	40	10-20	1-3	4-7	2	3	5	2	2	2	1	3	25
Princeton*	36	4-10	1-5	4-6	1	2	3	2	1	2	1	2	13
Washington State*	27	6-15	1-4	0-0	1	4	5	1	0	1	0	2	13
Harvard*	39	7-18	1-4	3-6	5	5	10	2	2	2	0	3	18
Sacramento State*	40	3-9	0-2	9-10	0	2	2	2	0	2	0	3	15
Bucknell*	36	8-18	0-3	4-6	3	5	8	1	0	0	0	0	20
Villanova*	35	6-17	0-1	2-3	1	4	5	1	0	2	1	1	14
Temple*	36	7-9	1-2	0-3	1	3	4	1	4	3	1	1	15
Maine*	36	7-16	0-1	5-9	4	6	10	1	0	1	1	1	19
St. John's*	30	7-13	0-3	1-4	1	6	7	4	2	3	0	0	15
George Washington*	38	9-16	1-2	5-7	5	3	8	2	1	1	0	1	24
VCU*	38	5-15	1-2	2-4	2	6	8	0	1	1	1	3	13
St. Bonaventure*	35	8-13	2-4	6-7	0	1	1	2	0	2	0	1	24
George Mason*	37	6-14	0-2	4-5	0	2	2	2	1	0	1	0	16
Massachusetts*	39	8-14	0-0	6-7	2	5	7	1	1	0	1	0	22
Dayton*	30	7-11	2-4	3-5	1	3	4	2	2	1	0	0	19
Fordham*	36	11-25	2-4	1-2	3	4	7	2	4	1	0	1	25
St. Bonaventure*	37	5-12	0-2	3-6	2	3	5	3	0	2	0	3	13
Penn													
Saint Louis													
La Salle													
Davidson													
Massachusetts													
Fordham													
Duquesne													
George Mason													
Richmond													
Rhode Island													
La Salle													

\* Denotes game started



## #1 SHAVAR NEWKIRK

Senior • Guard • 6-0 • 185

New York, N.Y.

Cardinal Hayes

Accounting

Overall Stats: 16.7 ppg, 4.3 rpg, 3.3 apg

Atlantic 10 Stats: 15.3 ppg, 5.8 rpg, 3.3 apg

### 2017-18

- Has scored in double figures in 16 of 19 games this season
- SJU's leading scorer 8x, most recently at UMass (22 points)
- Registered seven rebounds at St. Bonaventure
- Pulled down eight rebounds in win over Fordham
- Had 24 points, seven rebounds, and five assists at George Mason
- Recorded second career double-double (23 pts, career-high 11-of-14 FT, 10 rebs) in win over St. Bonaventure
- Poured in 26 points vs. St. John's
- Scored 18 points and matched season-high six assists at Temple
- Recorded first career double-double (19 pts, 10 rebs) and added season-high six assists in win over Bucknell
- Had game-high 22 pts (career-high 11-of-14 FT) in Sacramento State win
- Poured in 24 points vs. Washington State
- Had a team-high 21 points in 20 minutes in his return to the court in season opener at Toledo
- Atlantic 10 Preseason All-Conference Second Team

### Career

- Has played in 98 career games with 66 starts
- 41 double-figure games, 15 games with 20+ points
- Missed final 19 games of 2016-17 after suffering a torn ACL (left knee) vs. George Washington on December 30
- Starting point guard for the 2015-16 Atlantic 10 Champion Hawks

### 2017-18 Game-by-Game

OPPONENT	MIN	FG-A	3PT-A	FT-A	OR	DR	TR	F	A	TO	BL	S	PT
Toledo*	20	6-12	2-3	7-9	0	2	2	2	1	1	0	3	21
Illinois-Chicago*	28	5-13	0-4	6-7	0	0	0	2	5	2	1	1	16
Princeton*	31	4-10	2-6	1-2	0	4	4	2	1	1	0	0	11
Washington State*	33	7-21	4-14	6-6	1	2	3	1	3	2	0	1	24
Harvard*	30	2-8	0-2	5-8	1	1	2	4	3	3	0	2	9
Sacramento State*	30	5-12	1-5	11-14	1	3	4	1	4	5	0	3	22
Bucknell*	33	5-16	2-5	7-7	1	9	10	2	6	0	0	1	19
Villanova*	26	4-13	2-8	0-0	0	2	2	3	2	1	0	0	10
Temple*	34	4-13	2-3	8-10	2	2	4	0	6	2	0	1	18
Maine*	32	6-18	3-8	4-5	0	2	2	2	4	0	0	2	19
St. John's	31	11-20	1-5	3-3	0	2	2	5	2	1	0	1	26
George Washington*	36	2-11	0-3	6-9	0	5	5	1	1	3	0	2	10
VCU*	43	4-18	0-6	4-5	0	4	4	2	5	1	0	0	12
St. Bonaventure*	39	5-11	2-6	11-14	1	9	10	3	5	2	0	5	23
George Mason*	37	8-17	3-8	5-7	2	5	7	0	5	1	1	2	24
Massachusetts*	38	10-23	0-6	2-2	2	1	3	1	2	1	1	2	22
Dayton*	29	6-10	2-3	3-3	0	2	2	2	2	1	0	1	17
Fordham*	36	1-7	0-2	3-3	1	7	8	2	4	1	0	2	5
St. Bonaventure*	32	4-17	0-2	1-3	3	4	7	1	2	3	0	2	9
Penn													
Saint Louis													
La Salle													
Davidson													
Massachusetts													
Fordham													
Duquesne													
George Mason													
Richmond													
Rhode Island													
La Salle													

\* Denotes game started



## #32 JAI WILLIAMS

Senior • Forward • 6-9 • 235  
Philadelphia, Pa.  
Phila. Electrical & Technical Charter  
Communication Studies

Overall Stats: 0.6 ppg, 0.5 rpg, 0.3 bpg  
Atlantic 10 Stats: 0.7 ppg, 0.7 rpg, 0.0 bpg

### 2017-18

- Saw action in win over Dayton
- Scored two points in win over VCU
- Played a season-high eight minutes at George Washington
- Pulled down a rebound in two minutes of action vs. St. John's
- Tallied a block in two minutes of action in win over Bucknell
- Scored one point in win over Sacramento State
- Recorded two points, one rebound, and one block in seven minutes vs. Harvard
- Saw four minutes in season debut in win over UIC

### Career

- Has played in 53 career games, including 27 in 2016-17
- Received the 2016-17 Robert O'Neill Memorial Award as the team's Most Improved Player
- Saw action in four games for the 2015-16 A-10 Champion Hawks

### 2017-18 Game-by-Game

OPPONENT	MIN	FG-A	3PT-A	FT-A	OR	DR	TR	F	A	TO	BL	S	PT
Toledo													
Illinois-Chicago	4	0-2	0-0	0-0	0	0	0	0	0	0	0	0	0
Princeton													
Washington State													
Harvard	7	0-0	0-0	2-2	0	1	1	1	0	0	1	0	2
Sacramento State	1	0-0	0-0	1-2	0	0	0	0	0	0	0	0	1
Bucknell	2	0-0	0-0	0-0	0	0	0	0	0	0	1	0	0
Villanova													
Temple													
Maine													
St. John's	2	0-0	0-0	0-0	1	0	1	1	0	0	0	0	0
George Washington	8	0-1	0-0	0-0	1	1	2	0	0	0	0	0	0
VCU	3	1-1	0-0	0-0	0	0	0	1	0	0	0	0	2
St. Bonaventure													
George Mason													
Massachusetts													
Dayton	1	0-0	0-0	0-0	0	0	0	0	0	0	0	0	0
Fordham													
St. Bonaventure													
Penn													
Saint Louis													
La Salle													
Davidson													
Massachusetts													
Fordham													
Duquesne													
George Mason													
Richmond													
Rhode Island													
La Salle													

\* Denotes game started



## #15 CHRIS CLOVER

Junior • Guard • 6-3 • 210  
Philadelphia, Pa.  
St. Joseph's Prep  
Business Administration

Overall Stats: 7.8 ppg, 3.0 rpg, 1.1 apg  
Atlantic 10 Stats: 8.5 ppg, 2.3 rpg, 1.3 apg

### 2017-18

- Had 10 points in win over Dayton
- Poured in season-high 19 points (8-of-14 FG) at George Mason
- Netted eight points in win over St. Bonaventure
- Scored 12 points at George Washington
- Had 17 pts (6-of-13 FG) and career-high nine rebounds at Temple
- Scored 12 pts (5-of-11 FG) and added four rebs vs. #4 Villanova
- Poured in 17 points (4-of-6 3FG) in win over Bucknell
- Hit for seven points and recorded career-high four steals in win over Sacramento State

### Career

- Has played in 69 career games
- Earned 18 starts in 30 appearances in 2016-17

### 2017-18 Game-by-Game

OPPONENT	MIN	FG-A	3PT-A	FT-A	OR	DR	TR	F	A	TO	BL	S	PT
Toledo	23	4-7	0-2	0-0	1	4	5	2	1	1	0	1	8
Illinois-Chicago*	20	0-3	0-1	0-2	1	4	5	3	2	3	1	1	0
Princeton*	28	2-10	1-6	0-2	1	1	2	1	1	0	0	1	5
Washington State*	22	2-3	1-2	0-0	0	0	0	4	0	0	0	0	5
Harvard*	15	1-7	0-3	0-2	0	0	0	1	1	0	0	0	2
Sacramento State*	24	2-5	1-3	2-4	1	1	2	3	0	2	0	4	7
Bucknell*	29	6-11	4-6	1-2	1	4	5	1	0	2	0	0	17
Villanova*	27	5-11	0-0	2-2	1	3	4	2	1	1	1	0	12
Temple*	33	6-13	2-7	3-4	2	7	9	3	3	0	0	0	17
Maine*	29	2-8	0-2	1-2	0	3	3	1	0	0	0	2	5
St. John's*	32	1-7	1-5	0-0	2	2	4	3	2	4	0	0	3
George Washington*	28	4-12	2-5	2-2	0	5	5	1	0	0	0	1	12
VCU*	22	1-5	0-1	1-2	0	1	1	1	1	1	0	1	3
St. Bonaventure*	33	3-10	1-4	1-2	1	1	2	2	1	0	0	0	8
George Mason*	33	8-14	3-6	0-1	0	3	3	1	2	2	0	2	19
Massachusetts*	31	1-4	0-1	0-1	0	1	1	3	0	0	1	0	2
Dayton*	31	3-11	1-5	3-4	1	3	4	2	1	0	0	1	10
Fordham*	29	2-3	1-2	0-0	0	0	0	0	3	0	0	1	5
St. Bonaventure*	30	4-7	0-0	1-2	0	2	2	0	2	0	0	0	9
Penn													
Saint Louis													
La Salle													
Davidson													
Massachusetts													
Fordham													
Duquesne													
George Mason													
Richmond													
Rhode Island													
La Salle													

\* Denotes game started



## #23 MARKELL LODGE

Junior • Forward • 6-7 • 215

Washington, N.C.

Pace Academy

Communication Studies

Overall Stats: 1.0 ppg, 0.4 rpg, 0.2 bpg

Atlantic 10 Stats: 1.3 ppg, 0.6 rpg, 0.3 bpg

### 2017-18

- Has appeared in eight of the last nine games
- Had two points and two rebounds in three minutes vs. Dayton
- Had two points and one rebound in four minutes at UMass
- Saw action at George Mason
- Scored two points and added a block in six minutes in win over St. Bonaventure
- Had two points, two steals, a block, and a rebound in eight minutes at George Washington
- Saw action vs. St. John's and Harvard

### Career

- Has played in 53 career games, with 31 starts
- Was the only Hawk to make all 31 starts in 2016-17
- Saw action in 13 games for the A-10 Champion team in 2015-16

### 2017-18 Game-by-Game

OPPONENT	MIN	FG-A	3PT-A	FT-A	OR	DR	TR	F	A	TO	BL	S	PT
Toledo													
Illinois-Chicago													
Princeton													
Washington State													
Harvard	0+	0-0	0-0	0-0	0	0	0	0	0	0	0	0	0
Sacramento State													
Bucknell													
Villanova													
Temple													
Maine													
St. John's	0+	0-0	0-0	0-0	0	0	0	0	0	0	0	0	0
George Washington	8	1-1	0-0	0-0	1	0	1	1	0	0	1	2	2
VCU	6	1-1	0-0	0-0	0	0	0	0	0	0	1	0	2
St. Bonaventure													
George Mason	0+	0-0	0-0	0-0	0	0	0	0	0	0	0	0	0
Massachusetts	4	1-1	0-0	0-0	0	1	1	1	0	1	0	0	2
Dayton	3	1-1	0-0	0-0	0	2	2	1	0	1	0	0	2
Fordham	1	0-0	0-0	0-0	0	0	0	0	0	0	0	0	0
St. Bonaventure	0+	0-0	0-0	1-2	0	0	0	0	0	0	0	0	1
Penn													
Saint Louis													
La Salle													
Davidson													
Massachusetts													
Fordham													
Duquesne													
George Mason													
Richmond													
Rhode Island													
La Salle													

\* Denotes game started



## #24 PIERFRANCESCO OLIVA

R-Sophomore • Forward • 6-8 • 210

Taranto, Italy

Bergen Catholic (N.J.)

Business

Overall Stats: 7.1 ppg, 7.9 rpg, 3.1 apg

Atlantic 10 Stats: 8.1 ppg, 7.3 rpg, 3.1 apg

### 2017-18

- Poured in career-high 22 points (9-of-16 FG) and matched career-high eight assists in win over Fordham
- Pulled down 15 rebounds in win over Dayton
- Missed game at UMass with the flu
- Went for nine points, eight rebounds, and career-high eight assists in win over St. Bonaventure
- Scored 15 pts (5-of-8 FG) and added seven rebounds in win over VCU
- Recorded career-high 18 rebs and added seven pts vs. St. John's
- Had 11 rebounds, including career-high five offensive rebs, at Temple
- Recorded 10 rebounds in win over Bucknell
- Had 16 points (6-of-9 FG) and eight rebounds against Harvard
- Had 10 rebounds and six assists vs. Washington State
- Went for 11 points, seven rebounds, and four assists in win at UIC

### Career/Personal

- Has played in 51 career games, with 48 starts
- Missed entire 2016-17 season with knee injury after surgery (June 2016) to repair a chronic knee condition
- Freshman starter in 30 games for the 2015-16 A-10 Champion Hawks
- Goes by "Checco"

### 2017-18 Game-by-Game

OPPONENT	MIN	FG-A	3PT-A	FT-A	OR	DR	TR	F	A	TO	BL	S	PT
Toledo*	32	3-8	1-2	0-1	2	4	6	4	1	1	1	0	7
Illinois-Chicago*	38	5-8	0-1	1-1	3	4	7	3	4	2	1	2	11
Princeton*	30	3-5	0-2	1-2	1	7	8	3	3	0	0	0	7
Washington State*	34	1-6	0-3	3-8	1	9	10	2	6	3	0	2	5
Harvard*	25	6-9	0-1	4-7	2	6	8	4	1	2	1	0	16
Sacramento State*	20	0-1	0-1	1-2	1	2	3	3	2	2	0	1	1
Bucknell*	32	1-4	1-2	2-2	3	7	10	2	5	1	1	1	5
Villanova*	21	1-1	0-0	0-1	0	2	2	1	0	2	0	1	2
Temple*	27	2-6	0-0	0-3	5	6	11	3	5	2	0	0	4
Maine*	31	2-5	1-3	1-3	2	6	8	1	2	1	1	1	6
St. John's*	33	3-5	0-1	1-1	2	16	18	2	4	2	0	0	7
George Washington*	24	0-1	0-1	2-2	0	1	1	4	2	2	1	2	2
VCU*	36	5-8	1-3	4-6	2	5	7	3	3	1	1	1	15
St. Bonaventure*	35	3-7	1-4	2-3	1	7	8	4	8	4	2	1	9
George Mason*	24	1-3	0-1	0-0	0	5	5	4	2	0	2	0	2
Massachusetts													
Dayton*	26	0-2	0-2	0-2	0	15	15	2	3	2	1	1	0
Fordham*	31	9-16	3-7	1-3	0	8	8	2	2	5	1	2	22
St. Bonaventure*	32	2-2	1-1	2-5	1	6	7	2	2	4	1	3	7
Penn													
Saint Louis													
La Salle													
Davidson													
Massachusetts													
Fordham													
Duquesne													
George Mason													
Richmond													
Rhode Island													
La Salle													

\* Denotes game started



## #10 GERALD BLOUNT

Sophomore • Forward • 6-6 • 225  
 Atlanta, Ga.  
 Pomfret School (Conn.)  
 Finance

Overall Stats: 2.0 ppg, 2.0 rpg, 0.0 apg  
 Atlantic 10 Stats: 2.0 ppg, 2.0 rpg, 0.0 apg

### 2017-18

- Made season debut in win over Dayton, scoring two points and adding two rebounds in one minute of action

### Career

- Played in nine games as a freshman
- Also attended Saint Anthony and St. Benedict Prep in New Jersey

### 2017-18 Game-by-Game

OPPONENT	MIN	FG-A	3PT-A	FT-A	OR	DR	TR	F	A	TO	BL	S	PT
Toledo													
Illinois-Chicago													
Princeton													
Washington State													
Harvard													
Sacramento State													
Bucknell													
Villanova													
Temple													
Maine													
St. John's													
George Washington													
VCU													
St. Bonaventure													
George Mason													
Massachusetts													
Dayton	1	1-1	0-0	0-0	2	0	2	0	0	0	0	0	2
Fordham													
St. Bonaventure													
Penn													
Saint Louis													
La Salle													
Davidson													
Massachusetts													
Fordham													
Duquesne													
George Mason													
Richmond													
Rhode Island													
La Salle													

\* Denotes game started



## #2 CHARLIE BROWN, JR.

Sophomore • Forward • 6-7 • 192  
 Philadelphia, Pa.  
 St. Thomas More (Conn.)  
 Elementary Education

### 2017-18

- Has missed all 19 games due to fracture in left wrist suffered in mid-October
- Atlantic 10 Preseason All-Conference Third Team

### Career

- 2016-17 Atlantic 10 All-Rookie Team honoree
- Played in all 31 games as a freshman, with 30 starts
- 25 double-figure games as a rookie in 2016-17

### 2017-18 Game-by-Game

OPPONENT	MIN	FG-A	3PT-A	FT-A	OR	DR	TR	F	A	TO	BL	S	PT
Toledo													
Illinois-Chicago													
Princeton													
Washington State													
Harvard													
Sacramento State													
Bucknell													
Villanova													
Temple													
Maine													
St. John's													
George Washington													
VCU													
St. Bonaventure													
George Mason													
Massachusetts													
Dayton													
Fordham													
St. Bonaventure													
Penn													
Saint Louis													
La Salle													
Davidson													
Massachusetts													
Fordham													
Duquesne													
George Mason													
Richmond													
Rhode Island													
La Salle													

\* Denotes game started



## #5 NICK ROBINSON

Sophomore • Guard • 6-6 • 195  
Chicago, Ill.  
Kenwood Academy  
Business

Overall Stats: 5.9 ppg, 4.5 rpg, 2.1 apg  
Atlantic 10 Stats: 8.1 ppg, 4.6 rpg, 2.1 apg

### 2017-18

- Matched a team-high 13 points (4-of-8 FG) at St. Bonaventure
- Had 13 points (5-of-9 FG) and five rebounds in win over Dayton
- Scored 13 points on career-best 11-for-14 FTs vs. VCU
- Matched season-high seven rebounds in first start of season vs. St. John's
- Went for eight points (3-of-4 FG) and season-high seven rebounds in win over Maine
- Pulled down six rebounds vs. #4 Villanova
- Scored season-high nine points (4-of-7 FG) in win over Bucknell
- Pulled down six rebounds in win over Sacramento State
- Went for seven points and six rebounds in win over UIC
- Matched career-high four assists in season opener at Toledo

### Career

- Played in all 31 games as a freshman, with 19 starts

### 2017-18 Game-by-Game

OPPONENT	MIN	FG-A	3PT-A	FT-A	OR	DR	TR	F	A	TO	BL	S	PT
Toledo	22	1-6	0-1	1-1	1	1	2	4	4	1	0	1	4
Illinois-Chicago	31	3-5	1-1	0-0	0	6	6	2	1	2	1	1	7
Princeton	23	1-3	0-0	0-0	1	3	4	4	2	0	0	0	2
Washington State	25	3-6	0-2	0-0	0	2	2	2	3	0	0	1	6
Harvard	26	0-1	0-1	0-0	0	1	1	3	3	0	0	0	0
Sacramento State	30	1-5	0-1	1-1	1	5	6	2	2	1	0	2	3
Bucknell	16	4-7	1-2	0-2	0	5	5	4	2	0	1	0	9
Villanova	22	0-4	0-0	2-2	4	2	6	2	3	1	0	1	2
Temple	14	0-2	0-2	1-2	0	2	2	4	0	0	1	0	1
Maine	22	3-4	0-1	2-3	1	6	7	2	1	1	0	3	8
St. John's*	26	2-5	2-2	1-2	3	4	7	4	2	5	0	0	7
George Washington	28	4-6	0-0	1-1	0	3	3	4	1	3	0	1	9
VCU	29	1-6	0-1	2-2	3	1	4	1	1	2	0	1	13
St. Bonaventure	19	2-5	0-2	4-4	2	1	3	4	1	2	1	0	8
George Mason	25	1-5	0-2	1-2	3	2	5	2	2	0	0	0	3
Massachusetts	27	2-3	0-1	0-0	0	3	3	4	1	3	1	2	4
Dayton	27	5-9	1-2	2-3	2	3	5	2	1	1	0	2	13
Fordham	24	0-3	0-2	2-2	1	5	6	2	4	0	1	0	2
St. Bonaventure	22	4-8	0-3	5-6	0	4	4	3	5	1	2	0	13
Penn													
Saint Louis													
La Salle													
Davidson													
Massachusetts													
Fordham													
Duquesne													
George Mason													
Richmond													
Rhode Island													
La Salle													

\* Denotes game started



## #22 LORENZO EDWARDS

R-Freshman • Forward • 6-7 • 220  
Lake Forest, Ill.  
Lake Forest  
Business

Overall Stats: 2.0 ppg, 2.8 rpg, 0.6 bpg  
Atlantic 10 Stats: 0.0 ppg, 0.0 rpg, 1.0 bpg

### 2017-18

- Posted two blocks in two minutes at St. Bonaventure
- Saw action in win over Dayton
- Missed the George Mason and UMass games due to injury
- Played career-high 22 minutes against #4 Villanova
- Had three rebs and one block in just five minutes in win over Bucknell
- Recorded career-high 10 points (4-of-9 FG) and career-high nine rebounds in 21 minutes in win over Sacramento State
- Posted seven points and seven rebounds vs. Harvard
- Pulled down five rebounds in eight minutes vs. Washington State
- Saw action in win over Princeton
- On first collegiate shot, nailed three pointer in win over UIC


### Career

- Played in one game as a freshman, with four minutes vs. Columbia
- Missed the majority of the 2016-17 season after having shoulder surgery in December

### 2017-18 Game-by-Game

OPPONENT	MIN	FG-A	3PT-A	FT-A	OR	DR	TR	F	A	TO	BL	S	PT
Toledo													
Illinois-Chicago	11	1-3	1-3	0-0	0	2	2	1	1	1	0	0	3
Princeton	3	0-0	0-0	0-0	1	0	1	0	0	0	0	0	0
Washington State	8	1-3	0-2	0-0	1	4	5	0	0	0	2	0	2
Harvard	18	1-3	1-3	4-4	3	4	7	2	0	1	0	1	7
Sacramento State	21	4-9	2-6	0-0	5	4	9	4	0	0	0	0	10
Bucknell	5	0-0	0-0	0-1	0	3	3	2	0	0	1	0	0
Villanova	22	0-5	0-5	0-0	1	1	2	2	0	0	0	2	0
Temple	11	0-3	0-2	0-0	0	1	1	0	0	1	2	0	0
Maine	1	0-0	0-0	0-0	0	1	1	0	0	0	0	0	0
St. John's													
George Washington													
VCU													
St. Bonaventure													
George Mason													
Massachusetts													
Dayton	1	0-2	0-1	0-0	0	0	0	0	0	0	0	0	0
Fordham													
St. Bonaventure	2	0-1	0-1	0-0	0	0	0	0	0	0	2	0	0
Penn													
Saint Louis													
La Salle													
Davidson													
Massachusetts													
Fordham													
Duquesne													
George Mason													
Richmond													
Rhode Island													
La Salle													

\* Denotes game started



## #33 TAYLOR FUNK

Freshman • Forward • 6-9 • 225

Lancaster, Pa.

Manheim Central

Business

Overall Stats: 12.8 ppg, 4.5 rpg, 1.6 apg

Atlantic 10 Stats: 10.8 ppg, 4.4 rpg, 1.6 apg

### 2017-18

- Has scored in double figures in 13 of 19 games this season
- SJU's leading scorer twice, vs. VCU and Princeton
- Went for 18 points (6-of-11 FG, 4-of-8 3FG) in win over Dayton
- Hit for 15 points, including four 3FGs, at George Mason
- Posted a team-high 19 pts, plus key 3-pointer in OT, vs. VCU
- Matched season-high five 3FG in first collegiate start, vs. St. John's
- Matched season-high in 3FG (5-of-6) for 15 points at Temple
- Hit for 15 points (6-of-10 FG) in win over Sacramento State
- Scored 11 points and matched season-high nine rebs vs. Harvard
- Atlantic 10 Rookie of the Week (Nov. 20) for averaging 22.5 points in wins over UIC and Princeton
- Hit for game- and season-high 23 pts (5-of-6 3FG) in win over Princeton
- Poured in 22 points (4-of-8 3FG), added season-high nine rebounds in win over UIC
- Had 16 pts (4-of-8 3FG) in collegiate debut in season opener at Toledo

### High School/Personal

- 2017 Associated Press All-State Class 5A First Team selection
- Averaged 24.3 points as a senior to lead the Lancaster-Lebanon league in scoring for the second consecutive season
- School's all-time leading scorer with 1,977 points
- Hit 229 career three-pointers

### 2017-18 Game-by-Game

OPPONENT	MIN	FG-A	3PT-A	FT-A	OR	DR	TR	F	A	TO	BL	S	PT
Toledo	29	6-13	4-8	0-0	3	3	6	4	1	1	2	1	16
Illinois-Chicago	30	9-15	4-8	0-0	4	5	9	4	2	1	0	2	22
Princeton	24	7-8	5-6	4-4	0	1	1	1	1	1	0	1	23
Washington State	28	3-6	2-3	0-0	1	4	5	2	3	1	1	0	8
Harvard	28	3-12	3-10	2-2	2	7	9	4	3	0	0	0	11
Sacramento State	20	6-10	3-6	0-0	2	4	6	2	1	1	0	0	15
Bucknell	17	3-8	1-4	2-2	1	0	1	2	2	1	1	0	9
Villanova	28	5-9	3-7	0-0	0	3	3	1	2	2	1	0	13
Temple	26	5-6	5-6	0-0	0	5	5	0	0	4	0	0	15
Maine	26	4-12	1-7	1-1	1	2	3	0	1	0	1	1	10
St. John's*	33	5-17	5-15	0-0	1	1	2	2	1	2	0	0	15
George Washington	21	1-6	1-4	2-3	0	4	4	1	1	1	0	0	5
VCU*	33	5-10	4-7	5-5	1	2	3	3	2	0	0	0	19
St. Bonaventure*	22	3-6	2-5	0-2	1	5	6	4	3	3	0	0	8
George Mason*	30	5-13	4-10	1-2	0	4	4	1	1	0	0	1	15
Massachusetts*	30	2-8	2-8	0-0	0	6	6	4	2	1	0	1	6
Dayton*	31	6-11	4-8	2-2	2	4	6	1	2	1	0	0	18
Fordham*	30	2-9	1-6	0-0	1	2	3	1	2	0	1	2	5
St. Bonaventure*	29	3-8	3-8	1-2	1	2	3	5	0	1	1	2	10
Penn													
Saint Louis													
La Salle													
Davidson													
Massachusetts													
Fordham													
Duquesne													
George Mason													
Richmond													
Rhode Island													
La Salle													

\* Denotes game started



## #12 ANTHONY LONGPRÉ

Freshman • Forward • 6-10 • 240

L'Assomption, Quebec

Glenelg Country (Md.)

Business

Overall Stats: 4.2 ppg, 3.1 rpg, 1.4 apg

Atlantic 10 Stats: 3.9 ppg, 2.6 rpg, 1.8 apg

### 2017-18

- Had a season-high 11 points, season-high seven rebounds, and season-high seven assists in start at UMass
- Scored eight points off the bench in VCU win
- Recorded eight points and six rebounds at Temple
- Scored eight points (3-of-6 FG) vs. Washington State
- Netted 10 points (4-of-7 FG) in win over Princeton
- Dished out five assists in win at UIC
- Scored six points and pulled down six rebounds in collegiate debut in season opener at Toledo

### High School/Personal

- Played for Canada's U19 National Team that captured the gold medal at the FIBA U19 Basketball World Cup in Cairo
- Three-time Maryland Interscholastic Athletic Association All-Star
- Named the 2017 *Howard County Times* Co-Player of the Year...
- Averaged 15.9 points, 8.9 rebounds and 2.4 assists as a senior
- Moved to the United States from his native Canada in 2014

### 2017-18 Game-by-Game

OPPONENT	MIN	FG-A	3PT-A	FT-A	OR	DR	TR	F	A	TO	BL	S	PT
Toledo*	18	2-4	2-4	0-1	1	5	6	4	2	1	2	0	6
Illinois-Chicago*	23	1-6	0-1	0-0	1	3	4	2	5	1	2	0	2
Princeton*	25	4-7	1-2	1-1	0	6	6	0	2	0	1	0	10
Washington State*	23	3-6	2-4	0-1	0	3	3	1	1	0	0	0	8
Harvard*	12	2-3	2-2	0-0	0	1	1	3	0	2	0	0	6
Sacramento State*	14	0-3	0-2	0-0	0	0	0	1	0	0	0	0	0
Bucknell*	28	1-4	1-3	1-2	0	3	3	2	0	2	1	2	4
Villanova*	17	0-3	0-2	0-0	0	0	0	0	0	0	0	0	0
Temple*	19	3-8	2-5	0-0	0	6	6	2	1	1	0	0	8
Maine*	20	2-7	1-3	0-0	1	4	5	1	1	0	0	1	5
St. John's	13	0-3	0-2	0-0	1	2	3	1	0	2	0	1	0
George Washington*	19	0-3	0-2	0-0	1	1	2	0	1	0	0	1	0
VCU	15	3-5	0-1	2-2	3	1	4	1	1	2	0	1	8
St. Bonaventure	17	2-5	1-4	0-0	0	2	2	2	0	0	0	0	5
George Mason	14	0-1	0-1	0-0	0	2	2	0	1	0	0	0	0
Massachusetts*	31	3-9	2-4	3-4	3	4	7	3	7	3	0	1	11
Dayton	19	0-1	0-1	0-0	1	0	1	0	1	0	0	1	0
Fordham	9	1-7	0-3	0-0	1	1	2	0	2	0	0	0	2
St. Bonaventure	16	1-3	1-1	2-2	0	1	1	4	1	0	0	1	5
Penn													
Saint Louis													
La Salle													
Davidson													
Massachusetts													
Fordham													
Duquesne													
George Mason													
Richmond													
Rhode Island													
La Salle													

\* Denotes game started



**#3 MICHAEL BOOTH**

Senior • Guard • 6-3 • 205  
 Thornton, Pa.  
 Bishop Shanahan  
 Pharmaceutical Marketing

Overall Stats: 0.0 ppg, 0.3 rpg, 0.0 apg  
 Atlantic 10 Stats: 0.0 ppg, 0.0 rpg, 0.0 apg

**2017-18**

- Saw action in win over Fordham
- Pulled down a rebound in win over Maine
- Saw action vs. #4 Villanova and in win over Bucknell

**Career**

- Has played in 21 career games
- Selected to the 2016-17 NABC Honors Court
- Co-recipient of the 2015-16 Daniel J. Cummins, Jr. Award for spirit
- Joined the Hawks' squad as a walk-on in 2014-15

**#21 KYLE THOMPSON**

Senior • Guard • 6-2 • 200  
 Mt. Laurel, N.J.  
 St. Joseph's Prep  
 Interdisciplinary Health Services

Overall Stats: 0.4 ppg, 0.0 rpg, 0.0 apg  
 Atlantic 10 Stats: 1.0 ppg, 0.0 rpg, 0.0 apg

**2017-18**

- Scored two pts (2-of-2 FT) and had a steal in win over Fordham
- Saw action in win over Dayton, win over Maine, vs. #4 Villanova, and in win over Bucknell

**Career**

- Has played in 22 career games
- Received the 2016-17 George Senesky Memorial Award for academics
- Co-recipient of the 2015-16 Daniel J. Cummins, Jr. Award for spirit
- Joined the Hawks' squad as a walk-on in 2014-15

**#13 CHRISTIAN VEGA**

Senior • Guard • 6-0 • 188  
 Guaynabo, Puerto Rico  
 Colegio San Jose'  
 Food Marketing

Overall Stats: 0.0 ppg, 0.0 rpg, 0.0 apg  
 Atlantic 10 Stats: 0.0 ppg, 0.0 rpg, 0.0 apg

**2017-18**

- Made season debut in win over Fordham

**Career**

- Has played in six career games
- Joined the Hawks' squad as a walk-on in 2015-16

**#0 LAMARR KIMBLE**


Junior • Guard • 6-0 • 185  
 Philadelphia, Pa.  
 Neumann-Goretti  
 Communication Studies

**2017-18**

- Sideline for the remainder of the season after re-injuring fifth metatarsal (left foot) in season opener and will undergo surgery
- Team captain for the second consecutive season

**Career/Personal**

- 61 career games, 32 double-figure games, 5 games with 20+ pts
- Goes by "Fresh"

**#20 MIKE MUGGIO**

Junior • Guard • 6-3 • 210  
 River Vale, N.J.  
 Bergen Catholic  
 Sports Marketing

**2017-18**


- Sideline indefinitely with hip injury

**Career**

- Joined the Hawks' squad as a practice player in 2016-17

**High School/Personal**

- Was a high school teammate of Pierfrancesco Oliva

**#11 TOLIVER FREEMAN**

Sophomore • Guard • 6-3 • 212  
 Baton Rouge, La.  
 Catholic  
 Biology

Overall Stats: 0.0 ppg, 0.5 rpg, 0.0 apg  
 Atlantic 10 Stats: 0.0 ppg, 1.0 rpg, 0.0 apg

**2017-18**

- Grabbed first collegiate rebound in win over Fordham
- Saw action in win over Maine

**Career**

- Has played in three career games, against Fordham and Maine this season and against Lafayette in 2016-17
- Joined the Hawks' squad as a walk-on in 2016-17



**Saint Joseph's Basketball**  
**Saint Joseph's Combined Team Statistics (as of Jan 24, 2018)**  
**All games**



Overall record: 9-10 Conf: 4-4 Home: 7-1 Away: 1-6 Neutral: 1-3

#	Player	gp-gs	min	avg	Total		3-Point		F-Throw		Rebounds				pf	dq	a	to	blk	stl	pts	avg
					fg-fga	fg%	3fg-fga	3fg%	ft-fa	ft%	off	def	tot	avg								
25	DEMERY, James	19-19	671	35.3	130-274	.474	14-50	.280	65-104	.625	36	68	104	5.5	32	0	22	26	8	25	339	17.8
01	NEWKIRK, Shavar	19-18	618	32.5	99-270	.367	26-99	.263	93-117	.795	15	66	81	4.3	36	1	63	31	3	31	317	16.7
33	FUNK, Taylor	19-8	515	27.1	83-187	.444	57-136	.419	20-25	.800	21	64	85	4.5	42	1	30	21	8	11	243	12.8
00	KIMBLE, Lamarr	1-1	30	30.0	4-11	.364	2-4	.500	0-1	.000	0	1	1	1.0	2	0	2	0	0	0	10	10.0
15	CLOVER, Chris	19-18	519	27.3	57-151	.377	18-61	.295	17-34	.500	12	45	57	3.0	34	0	21	16	3	15	149	7.8
24	OLIVA, Pierfrancesco	18-18	531	29.5	47-97	.485	9-35	.257	25-52	.481	26	116	142	7.9	49	0	55	36	14	18	128	7.1
05	ROBINSON, Nick	19-1	448	23.6	37-93	.398	5-26	.192	34-45	.756	20	65	85	4.5	55	0	40	23	8	16	113	5.9
12	LONGPRE', Anthony	19-12	352	18.5	28-88	.318	15-47	.319	9-13	.692	13	45	58	3.1	27	0	26	14	6	9	80	4.2
22	EDWARDS, Lorenzo	11-0	103	9.4	7-29	.241	4-23	.174	4-5	.800	11	20	31	2.8	11	0	1	3	7	3	22	2.0
10	BLOUNT, Gerald	1-0	1	1.0	1-1	1.000	0-0	.000	0-0	.000	2	0	2	2.0	0	0	0	0	0	0	2	2.0
23	LODGE, Markell	9-0	22	2.4	4-4	1.000	0-0	.000	1-2	.500	1	3	4	0.4	3	0	0	2	2	2	9	1.0
32	WILLIAMS, Jai	8-0	28	3.5	1-4	.250	0-0	.000	3-4	.750	2	2	4	0.5	5	0	0	0	2	0	5	0.6
21	THOMPSON, Kyle	5-0	5	1.0	0-0	.000	0-0	.000	2-2	1.000	0	0	0	0.0	0	0	0	2	0	1	2	0.4
11	FREEMAN, Toliver	2-0	2	1.0	0-1	.000	0-1	.000	0-0	.000	0	1	1	0.5	0	0	0	0	0	0	0	0.0
03	BOOTH, Michael	4-0	4	1.0	0-1	.000	0-1	.000	0-0	.000	0	1	1	0.3	0	0	0	0	0	0	0	0.0
13	VEGA, Christian	1-0	1	1.0	0-0	.000	0-0	.000	0-0	.000	0	0	0	0.0	0	0	0	0	0	0	0	0.0
Team											28	36	64				4					
Total.....		19	3850		498-1211	.411	150-483	.311	273-404	.676	187	533	720	37.9	296	2	260	178	61	131	1419	74.7
Opponents.....		19	3850		504-1173	.430	184-520	.354	211-299	.706	172	588	760	40.0	352	-	290	242	76	81	1403	73.8

TEAM STATISTICS	SJU	OPP	Date	Opponent	Score	Att.
SCORING	1419	1403	11/11/17	at Toledo	L 87-98	3609
Points per game	74.7	73.8	11/13/17	at UIC	Wot 86-82	3175
Scoring margin	+0.8	-	11/18/17	PRINCETON	w 71-58	4121
FIELD GOALS-ATT	498-1211	504-1173	# 11/23/17	vs Washington State	L 71-75	2131
Field goal pct	.411	.430	# 11/24/17	vs Harvard	L 71-77	2513
3 POINT FG-ATT	150-483	184-520	# 11/26/17	vs Sacramento State	w 74-69	1733
3-point FG pct	.311	.354	11/29/17	BUCKNELL	w 83-70	3783
3-pt FG made per game	7.9	9.7	12/02/17	VILLANOVA	L 53-94	4200
FREE THROWS-ATT	273-404	211-299	12/09/17	at Temple	L 78-81	7288
Free throw pct	.676	.706	12/17/17	MAINE	w 72-59	3551
F-Throws made per game	14.4	11.1	& 12/20/17	vs St. John's	L 73-77	5518
REBOUNDS	720	760	* 12/30/17	at George Washington	L 64-70	2225
Rebounds per game	37.9	40.0	* 01/03/18	VCU	Wot 87-81	3518
Rebounding margin	-2.1	-	* 01/06/18	ST. BONAVENTURE	w 85-78	4061
ASSISTS	260	290	* 01/10/18	at George Mason	L 79-81	2783
Assists per game	13.7	15.3	* 01/14/18	at Massachusetts	L 69-72	2476
TURNOVERS	178	242	* 01/17/18	DAYTON	w 81-65	3251
Turnovers per game	9.4	12.7	* 01/20/18	FORDHAM	w 68-46	3634
Turnover margin	+3.4	-	* 1/24/18	at St. Bonaventure	L 67-70	3548
Assist/turnover ratio	1.5	1.2				
STEALS	131	81				
Steals per game	6.9	4.3				
BLOCKS	61	76				
Blocks per game	3.2	4.0				
ATTENDANCE	30119	36999				
Home games-Avg/Game	8-3765	7-3586				
Neutral site-Avg/Game	-	4-2974				

\* - Atlantic 10 Conference Game  
# - Wooden Legacy, Fullerton, Calif.  
& - Hall of Fame Holiday Showcase, Uncasville, Conn.

Score by Periods	1st	2nd	OT	Totals
Saint Joseph's	668	728	23	1419
Opponents	656	734	13	1403



**Saint Joseph's Basketball**  
**Saint Joseph's Season Box Score (as of Jan 25, 2018)**  
**Atlantic 10 games only**



<b>RECORD:</b>	<b>OVERALL</b>	<b>HOME</b>	<b>AWAY</b>	<b>NEUTRAL</b>
ALL GAMES	4-4	4-0	0-4	0-0
CONFERENCE	4-4	4-0	0-4	0-0
NON-CONFERENCE	0-0	0-0	0-0	0-0

##	Player	gp-gs	min	avg	Total		3-Point		F-Throw		Rebounds					a	to	blk	stl	pts	avg	
					fg-fga	fg%	3fg-fga	3fg%	ft-fa	ft%	off	def	tot	avg	pf							dq
25	DEMERY, James	8-8	290	36.2	59-120	.492	8-20	.400	30-43	.698	15	27	42	5.3	14	0	10	8	3	9	156	19.5
01	NEWKIRK, Shavar	8-8	290	36.2	40-114	.351	7-36	.194	35-46	.761	9	37	46	5.8	12	0	26	13	2	16	122	15.3
33	FUNK, Taylor	8-7	226	28.3	27-71	.380	21-56	.375	11-16	.688	6	29	35	4.4	20	1	13	7	2	6	86	10.8
15	CLOVER, Chris	8-8	237	29.6	26-66	.394	8-24	.333	8-14	.571	2	16	18	2.3	10	0	10	3	1	6	68	8.5
24	OLIVA, Pierfrancesco	7-7	208	29.7	20-39	.513	6-19	.316	11-21	.524	4	47	51	7.3	21	0	22	18	9	10	57	8.1
05	ROBINSON, Nick	8-0	191	23.9	19-45	.422	1-13	.077	26-32	.813	9	28	37	4.6	22	0	17	12	5	7	65	8.1
12	LONGPRE', Anthony	8-2	140	17.5	10-34	.294	4-17	.235	7-8	.875	9	12	21	2.6	10	0	14	5	0	5	31	3.9
10	BLOUNT, Gerald	1-0	1	1.0	1-1	1.000	0-0	.000	0-0	.000	2	0	2	2.0	0	0	0	0	0	0	2	2.0
23	LODGE, Markell	7-0	22	3.1	4-4	1.000	0-0	.000	1-2	.500	1	3	4	0.6	3	0	0	2	2	2	9	1.3
21	THOMPSON, Kyle	2-0	2	1.0	0-0	.000	0-0	.000	2-2	1.000	0	0	0	0.0	0	0	0	2	0	1	2	1.0
32	WILLIAMS, Jai	3-0	12	4.0	1-2	.500	0-0	.000	0-0	.000	1	1	2	0.7	3	0	0	0	0	0	2	0.7
11	FREEMAN, Toliver	1-0	1	1.0	0-1	.000	0-1	.000	0-0	.000	0	1	1	1.0	0	0	0	0	0	0	0	0.0
03	BOOTH, Michael	1-0	1	1.0	0-0	.000	0-0	.000	0-0	.000	0	0	0	0.0	0	0	0	0	0	0	0	0.0
22	EDWARDS, Lorenzo	2-0	3	1.5	0-3	.000	0-2	.000	0-0	.000	0	0	0	0.0	0	0	0	0	2	0	0	0.0
13	VEGA, Christian	1-0	1	1.0	0-0	.000	0-0	.000	0-0	.000	0	0	0	0.0	0	0	0	0	0	0	0	0.0
Team											11	19	30				2					
Total.....		8	1625		207-500	.414	55-188	.293	131-184	.712	69	220	289	36.1	115	1	112	72	26	62	600	75.0
Opponents.....		8	1625		211-493	.428	70-210	.333	71-98	.724	69	247	316	39.5	149	-	114	115	32	35	563	70.4

Score by Periods	1st	2nd	OT	Totals
Saint Joseph's	293	296	11	600
Opponents	267	291	5	563



**Saint Joseph's Basketball**  
**Saint Joseph's Points-Rebounds-Assists (as of Jan 25, 2018)**  
**All games**



Opponent	Date	Score		00 KIMBLE,LAM	01 NEWKIRK,SH	03 BOOTH,MICH	05 ROBINSON,N	10 BLOUNT,GER	11 FREEMAN,TO	12 LONGPRE',A
at Toledo	11/11/17	87-98	L	10-1-2	21-2-1	DNP	3-2-4	DNP	DNP	6-6-2
at UIC	11/13/17	86-82	w	DNP	16-0-5	DNP	7-6-1	DNP	DNP	2-4-5
PRINCETON	11/18/17	71-58	w	DNP	11-4-1	DNP	2-4-2	DNP	DNP	10-6-2
vs Washington State	11/23/17	71-75	L	DNP	24-3-3	DNP	6-2-3	DNP	DNP	8-3-1
vs Harvard	11/24/17	71-77	L	DNP	9-2-3	DNP	0-1-3	DNP	DNP	6-1-0
vs Sacramento State	11/26/17	74-69	w	DNP	22-4-4	DNP	3-6-2	DNP	DNP	0-0-0
BUCKNELL	11/29/17	83-70	w	DNP	19-10-6	0-0-0	9-5-2	DNP	DNP	4-3-0
VILLANOVA	12/02/17	53-94	L	DNP	10-2-2	0-0-0	2-6-3	DNP	DNP	0-0-0
at Temple	12/09/17	78-81	L	DNP	18-4-6	DNP	1-2-0	DNP	DNP	8-6-1
MAINE	12/17/17	72-59	w	DNP	19-2-4	0-1-0	8-7-1	DNP	0-0-0	5-5-1
vs St. John's	12/20/17	73-77	L	DNP	26-2-2	DNP	7-7-2	DNP	DNP	0-3-0
at George Washington	12/30/17	64-70	L	DNP	10-5-1	DNP	9-3-1	DNP	DNP	0-2-1
VCU	01/03/18	87-81	w	DNP	12-4-5	DNP	13-8-2	DNP	DNP	8-4-1
ST. BONAVENTURE	01/06/18	85-78	w	DNP	23-10-5	DNP	8-3-1	DNP	DNP	5-2-0
at George Mason	01/10/18	79-81	L	DNP	24-7-5	DNP	3-5-2	DNP	DNP	0-2-1
at Massachusetts	01/14/18	69-72	L	DNP	22-3-2	DNP	4-3-1	DNP	DNP	11-7-7
DAYTON	01/17/18	81-65	w	DNP	17-2-2	DNP	13-5-1	2-2-0	DNP	0-1-1
FORDHAM	01/20/18	68-46	w	DNP	5-8-4	0-0-0	2-6-4	DNP	0-1-0	2-2-2
at St. Bonaventure	01/24/18	67-70	L	DNP	9-7-2	DNP	13-4-5	DNP	DNP	5-1-1

Opponent	Date	Score		13 VEGA,CHRIS	15 CLOVER,CHR	21 THOMPSON,K	22 EDWARDS,LO	23 LODGE,MARK	24 OLIVA,PIER	25 DEMERY,JAM
at Toledo	11/11/17	87-98	L	DNP	8-5-1	DNP	DNP	DNP	7-6-1	16-3-1
at UIC	11/13/17	86-82	w	DNP	0-5-2	DNP	3-2-1	DNP	11-7-4	25-5-2
PRINCETON	11/18/17	71-58	w	DNP	5-2-1	DNP	0-1-0	DNP	7-8-3	13-3-1
vs Washington State	11/23/17	71-75	L	DNP	5-0-0	DNP	2-5-0	DNP	5-10-6	13-5-0
vs Harvard	11/24/17	71-77	L	DNP	2-0-1	DNP	7-7-0	0-0-0	16-8-1	18-10-2
vs Sacramento State	11/26/17	74-69	w	DNP	7-2-0	DNP	10-9-0	DNP	1-3-2	15-2-0
BUCKNELL	11/29/17	83-70	w	DNP	17-5-0	0-0-0	0-3-0	DNP	5-10-5	20-8-0
VILLANOVA	12/02/17	53-94	L	DNP	12-4-1	0-0-0	0-2-0	DNP	2-2-0	14-5-0
at Temple	12/09/17	78-81	L	DNP	17-9-3	DNP	0-1-0	DNP	4-11-5	15-4-4
MAINE	12/17/17	72-59	w	DNP	5-3-0	0-0-0	0-1-0	DNP	6-8-2	19-10-0
vs St. John's	12/20/17	73-77	L	DNP	3-4-2	DNP	DNP	0-0-0	7-18-4	15-7-2
at George Washington	12/30/17	64-70	L	DNP	12-5-0	DNP	DNP	2-1-0	2-1-2	24-8-1
VCU	01/03/18	87-81	w	DNP	3-1-1	DNP	DNP	2-0-0	15-7-3	13-8-1
ST. BONAVENTURE	01/06/18	85-78	w	DNP	8-2-1	DNP	DNP	DNP	9-8-8	24-1-0
at George Mason	01/10/18	79-81	L	DNP	19-3-2	DNP	DNP	0-0-0	2-5-2	16-2-1
at Massachusetts	01/14/18	69-72	L	DNP	2-1-0	DNP	DNP	2-1-0	DNP	22-7-1
DAYTON	01/17/18	81-65	w	DNP	10-4-1	0-0-0	0-0-0	2-2-0	0-15-3	19-4-2
FORDHAM	01/20/18	68-46	w	0-0-0	5-0-3	2-0-0	DNP	0-0-0	22-8-2	25-7-4
at St. Bonaventure	01/24/18	67-70	L	DNP	9-2-2	DNP	0-0-0	1-0-0	7-7-2	13-5-0



Saint Joseph's Basketball  
Saint Joseph's Points-Rebounds-Assists (as of Jan 25, 2018)  
All games



Opponent	Date	Score		32	33
				WILLIAMS,J	FUNK,TAYLO
at Toledo	11/11/17	87-98	L	DNP	16-6-1
at UIC	11/13/17	86-82	W	0-0-0	22-9-2
PRINCETON	11/18/17	71-58	W	DNP	23-1-1
vs Washington State	11/23/17	71-75	L	DNP	8-5-3
vs Harvard	11/24/17	71-77	L	2-1-0	11-9-3
vs Sacramento State	11/26/17	74-69	W	1-0-0	15-6-1
BUCKNELL	11/29/17	83-70	W	0-0-0	9-1-2
VILLANOVA	12/02/17	53-94	L	DNP	13-3-2
at Temple	12/09/17	78-81	L	DNP	15-5-0
MAINE	12/17/17	72-59	W	DNP	10-3-1
vs St. John's	12/20/17	73-77	L	0-1-0	15-2-1
at George Washington	12/30/17	64-70	L	0-2-0	5-4-1
VCU	01/03/18	87-81	W	2-0-0	19-3-2
ST. BONAVENTURE	01/06/18	85-78	W	DNP	8-6-3
at George Mason	01/10/18	79-81	L	DNP	15-4-1
at Massachusetts	01/14/18	69-72	L	DNP	6-6-2
DAYTON	01/17/18	81-65	W	0-0-0	18-6-2
FORDHAM	01/20/18	68-46	W	DNP	5-3-2
at St. Bonaventure	01/24/18	67-70	L	DNP	10-3-0



**Saint Joseph's Basketball**  
**Saint Joseph's Team Game-by-Game (as of Jan 25, 2018)**  
**All games**



TEAM STATISTICS

Opponent	Date	Score		Total		3-Pointers		Free throws		Rebounds				pf	a	t/o	blk	stl	pts	avg
				fg-fga	pct	3fg-fga	pct	ft-fa	pct	off	def	tot	avg							
at Toledo	11/11/17	87-98	L	32-70	.457	12-26	.462	11-20	.550	10	21	31	31.0	23	13	6	5	6	87	87.0
at UIC	11/13/17	86-82	Wot	34-75	.453	7-22	.318	11-17	.647	14	31	45	38.0	19	22	15	7	10	86	86.5
PRINCETON	11/18/17	71-58	W	25-53	.472	10-27	.370	11-17	.647	5	25	30	35.3	13	11	4	2	4	71	81.3
vs Washington State	11/23/17	71-75	L	26-66	.394	10-34	.294	9-15	.600	10	29	39	36.2	13	16	7	3	6	71	78.8
vs Harvard	11/24/17	71-77	L	22-61	.361	7-26	.269	20-31	.645	14	28	42	37.4	24	13	10	2	6	71	77.2
vs Sacramento State	11/26/17	74-69	W	21-54	.389	7-26	.269	25-33	.758	11	22	33	36.7	18	9	13	0	13	74	76.7
BUCKNELL	11/29/17	83-70	W	28-68	.412	10-25	.400	17-24	.708	9	40	49	38.4	16	15	6	6	4	83	77.6
VILLANOVA	12/02/17	53-94	L	21-64	.328	5-24	.208	6-8	.750	10	18	28	37.1	12	8	10	3	5	53	74.5
at Temple	12/09/17	78-81	L	27-60	.450	12-27	.444	12-22	.545	10	33	43	37.8	13	19	13	4	2	78	74.9
MAINE	12/17/17	72-59	W	26-70	.371	6-25	.240	14-23	.609	11	32	43	38.3	8	9	3	3	11	72	74.6
vs St. John's	12/20/17	73-77	L	29-70	.414	9-33	.273	6-10	.600	14	34	48	39.2	22	13	19	0	2	73	74.5
at George Washington	12/30/17	64-70	L	21-57	.368	4-17	.235	18-24	.750	10	23	33	38.7	16	7	10	2	10	64	73.6
VCU	01/03/18	87-81	Wot	26-69	.377	6-21	.286	29-38	.763	10	29	39	38.7	12	15	9	3	8	87	74.6
ST. BONAVENTURE	01/06/18	85-78	W	26-57	.456	9-29	.310	24-32	.750	7	28	35	38.4	21	18	13	3	7	85	75.4
at George Mason	01/10/18	79-81	L	29-67	.433	10-30	.333	11-17	.647	6	25	31	37.9	10	14	3	4	5	79	75.6
at Massachusetts	01/14/18	69-72	L	27-62	.435	4-20	.200	11-14	.786	8	26	34	37.7	17	13	10	4	6	69	75.2
DAYTON	01/17/18	81-65	W	29-59	.492	10-26	.385	13-19	.684	9	34	43	38.0	12	12	9	1	6	81	75.5
FORDHAM	01/20/18	68-46	W	26-71	.366	7-27	.259	9-12	.750	10	31	41	38.2	9	21	7	3	9	68	75.1
at St. Bonaventure	01/24/18	67-70	L	23-58	.397	5-18	.278	16-28	.571	9	24	33	37.9	18	12	11	6	11	67	74.7
Saint Joseph's		1419		498-1211	.411	150-483	.311	273-404	.676	187	533	720	37.9	296	260	178	61	131	1419	74.7
Opponents		1403		504-1173	.430	184-520	.354	211-299	.706	172	588	760	40.0	352	290	242	76	81	1403	73.8

Games played: 19  
Points/game: 74.7  
FG Pct: 41.1  
3FG Pct: 31.1  
FT Pct: 67.6

Rebounds/game: 37.9  
Assists/game: 13.7  
Turnovers/game: 9.4  
Assist/turnover ratio: 1.5  
Steals/game: 6.9  
Blocks/game: 3.2