



SAINT JOSEPH'S BASKETBALL

2017-18 GAME NOTES

Game
26

SAINT JOSEPH'S HAWKS (11-14; 6-7 A-10)

vs.

DUQUESNE DUKES (15-11; 6-7 A-10)

February 17, 2018 • 6 p.m. • A-10 Network
Michael J. Hagan '85 Arena • Philadelphia, Pa.

2017-18 SCHEDULE/RESULTS

Overall: 11-14 A-10: 6-7 H: 8-2 A: 2-9 N: 1-3

NOVEMBER		EST/Result
Sat., 11	at Toledo (ESPN3)	L 87-98
Mon., 13	at UIC (NBCSP+)	W 86-82 ot
Sat., 18	PRINCETON	W 71-58
Thu., 23	vs. Washington St. + (ESPN3)	L 71-75
Fri., 24	vs. Harvard + (ESPN3)	L 71-77
Sun., 26	vs. Sacramento St. + (ESPN3)	W 74-69
Wed., 29	BUCKNELL	W 83-70
DECEMBER		
Sat., 2	#4 VILLANOVA & (ESPN2)	L 53-94
Sat., 9	at Temple & (CBSSN)	L 78-81
Sun., 17	MAINE	W 72-59
Wed., 20	vs. St. John's % (ESPN3)	L 73-77
Sat., 30	at George Washington	L 64-70
JANUARY		
Wed., 3	VCU (MASN)	W 78-71 ot
Sat., 6	ST. BONAVENTURE (ESPN3)	W 85-78
Wed., 10	at George Mason	L 79-81
Sun., 14	at Massachusetts (NBCSN)	L 69-72
Wed., 17	DAYTON (CBSSN)	W 81-65
Sat., 20	FORDHAM	W 68-46
Wed., 24	at St. Bonaventure (CBSSN)	L 67-70
Sat., 27	at Penn (Palestra) & (NBCSP)	L 56-67
Wed., 31	SAINT LOUIS	L 59-60
FEBRUARY		
Sat., 3	at La Salle (CBSSN)	L 78-81
Tue., 6	at Davidson (Stadium)	L 62-91
Sat., 10	MASSACHUSETTS	W 85-73
Wed., 14	at Fordham	W 71-55
Sat., 17	DUQUESNE	6:00 p.m.
Wed., 21	GEORGE MASON	7:00 p.m.
Sat., 24	at Richmond (NBCSP+, NBCSW+)	6:00 p.m.
Tue., 27	at Rhode Island (CBSSN)	7:00 p.m.
MARCH		
Sat., 3	LA SALLE & (Facebook)	2:00 p.m.
Wed., 7-	Atlantic 10 Championship	
Sun., 11	(Capital One Arena, Washington, D.C.)	

Home games in CAPS at Hagan Arena
 + Wooden Legacy (Fullerton, Calif.)
 % Basketball Hall of Fame Holiday Showcase
 (Uncasville, Conn.)
 & Big 5 game

Men's Basketball Contact:
Marie Wozniak (mwozniak@sju.edu)
O: 610-660-1727 C: 610-999-3634

FOLLOW THE HAWKS

Twitter @SJUHawks_MBB, @SJUHawks
Instagram @SJUHawks_MBB
Facebook saintjosephshawks

TV: A-10 Network (Joe Greenwich)

Online: Atlantic10.com

Radio: 1210 WPHT (Patrick McCarthy, Renie Shields)

Online: SJUHawks.com

ABOUT THE HAWKS

- Saint Joseph's won its first A-10 road game of the year as it defeated Fordham, 71-55, behind 20 points from **James Demery** and 19 from **Shavar Newkirk**. It was Demery's eighth game this season with 20 or more points
- **James Demery** is averaging a career-best 17.4 points for the Hawks and 18.6 points in Atlantic 10 games. **Shavar Newkirk** is right behind him with 17.2 points per game
- **Taylor Funk** needs two three-pointers to break the freshman record for threes set by **Charlie Brown, Jr.** (71)
- Saint Joseph's ranks third in the nation in fewest turnovers with 239
- The Hawks have won two in a row - a victory today would give them their longest winning streak of the season
- **Phil Martelli** and the Hawks are participating in the Coaches vs. Cancer 3-Point Challenge. Fans can pledge donations for three-pointers made by SJU at 3PointChallenge.org

HAWKS' STREAK: 2 wins

SERIES vs. DUQUESNE: SJU leads 38-13

NEXT UP

- Feb. 21 vs. George Mason, 7 p.m., A-10 Network
- Feb. 24 at Richmond, 6 p.m., NBC Sports Philadelphia+

HAWKS' LINEUP

2017-18 Stats

PROBABLE STARTERS	PPG	RPG	APG	MPG	Notes
F- #25 James Demery	17.4	5.6	1.0	35.2	Game-high 20 pts at Fordham
F- #12 Anthony Longpré	3.8	3.1	1.2	17.4	Returned to starting lineup vs. UMass
F- #33 Taylor Funk	12.3	4.2	1.5	27.7	Game-high 22 pts vs. UMass
G- #5 Nick Robinson	5.8	4.6	2.4	24.2	Had 9 pts, 8 rebs in UMass win
G- #1 Shavar Newkirk	17.2	4.6	3.5	33.8	Scored 19 pts in Fordham win
OFF THE BENCH					
G- #15 Chris Clover	8.4	3.2	1.1	27.6	Scored 10 off the bench at Fordham
F- #24 Pierfrancesco Oliva	6.5	7.3	3.1	28.1	Had 10 pts, 6 rebs at Fordham
F- #32 Jai Williams	1.3	0.5	0.0	4.0	Missed Fordham game with illness
F- #22 Lorenzo Edwards	2.1	2.3	0.1	9.6	Has played in 15 games
F- #23 Markell Lodge	0.8	0.8	0.0	3.7	Has appeared in 12 games
F- #10 Gerald Blount	1.3	1.0	0.0	1.3	Made first appearance of the year vs. Dayton
G- #3 Mike Booth	0.5	0.2	0.3	1.2	First career three-pointer at Davidson
G- #21 Kyle Thompson	0.3	0.0	0.0	1.3	Fourth-year walk-on
G- #13 Christian Vega	0.0	0.0	0.5	1.0	Third-year walk-on
G- #11 Toliver Freeman	0.0	0.0	0.3	1.0	In second year as a walk-on
INJURED\					
F- #2 Charlie Brown, Jr.	12.8*	5.0	1.1	34.2	Sidelined with fractured wrist
G- #0 Lamarr Kimble	10.0	1.0	2.0	30.0	Out for the season w/ recurrence of foot injury

* 2016-17 stats

ROSTER

NO.	NAME	CL	POS	HT	WT	HOMETOWN	HIGH SCHOOL
0	Lamarr Kimble #	Jr.	G	6-0	185	Philadelphia, Pa.	Neumann-Goretty
1	Shavar Newkirk	Sr.	G	6-0	185	New York, N.Y.	Cardinal Hayes
2	Charlie Brown	So.	F	6-7	192	Philadelphia, Pa.	St. Thomas More (Conn.)
3	Michael Booth	Sr.	G	6-3	205	Thornton, Pa.	Bishop Shanahan
5	Nick Robinson	So.	F	6-6	195	Chicago, Ill.	Kenwood Academy
10	Gerald Blount	So.	F	6-6	225	Suwanee, Ga.	Pomfret School (Conn.)
11	Toliver Freeman	So.	G	6-3	212	Baton Rouge, La.	Catholic
12	Anthony Longpré	Fr.	F	6-10	240	L'Assomption, Quebec	Glenelg Country (Md.)
13	Christian Vega	Sr.	G	6-0	188	Guaynabo, P.R.	Colegio San José
15	Chris Clover	Jr.	G	6-3	210	Philadelphia, Pa.	St. Joseph's Prep
21	Kyle Thompson	Sr.	G	6-2	200	Mt. Laurel, N.J.	St. Joseph's Prep
22	Lorenzo Edwards	R-Fr.	F	6-7	220	Lake Forest, Ill.	Lake Forest
23	Markell Lodge	Jr.	F	6-7	215	Washington, N.C.	Pace Academy
24	Pierfrancesco Oliva	R-So.	F	6-8	210	Taranto, Italy	Bergen Catholic (N.J.)
25	James Demery	Sr.	F	6-6	200	Williamston, N.C.	Northside Christian Academy
32	Jai Williams	Sr.	F	6-9	235	Philadelphia, Pa.	Phila. Electrical Tech. Charter
33	Taylor Funk	Fr.	F	6-9	225	Lancaster, Pa.	Manheim Central

Out for season with injury

Head Coach: Phil Martelli (Widener '76) - 23rd year

Assistant Coaches: Mark Bass (Saint Joseph's '95) - 19th year; David Duda (Spring Garden '88) - 12th year; Geoff Arnold (Saint Joseph's '86) - 10th year

Director of Program Administration: Phil Martelli, Jr. (Saint Joseph's '03)

Athletic Trainer: Bill Lukasiewicz (Springfield '88)

PRONUNCIATION GUIDE

(Gerald) BlountBLUNT
 (Chris) CloverCLOE-verr
 (Anthony) Longprélong-PRAY
 Markell (Lodge)mar-KELL
 Shavar (Newkirk)shuh-VAR
 Pierfrancesco Olivapea-AIR-fran-CHESS-co
 o-LEE-vuh
 Jai (Williams)Ji (rhymes with "eye")
 Lukasiewiczloo-KAZ-uh-WITZ



Champions - 1986, 1997, 2014, 2016

QUICK FACTS

LocationPhiladelphia, Pa. 19131
 Founded1851
 Enrollment.....4,850 (full-time undergrads)
 DenominationRoman Catholic (Jesuit)
 NicknameHawks
 Colors.....Crimson and Gray
 Athletic AffiliationNCAA Division I
 ConferenceAtlantic 10
 Home ArenaMichael J. Hagan '85 Arena
 Capacity4,200
 PresidentMark C. Reed, Ed.D.
 Vice President for Athletics/Athletic Director.....Don DiJulia

2016-17 Record11-20
 2016-17 A-10 Record (Place)4-14 (13th)
 Letterwinners Returning/Lost.....15/2
 Starters Returning/Lost.....5/0

Head Coach (alma mater)Phil Martelli (Widener '76)
 Coach's Overall Record/Year425-307, 23rd season
 Record at School/Year same
 Assistant CoachesMark Bass (Saint Joseph's '96) - 19th season
David Duda (Spring Garden '88) - 12th season
Geoff Arnold (Saint Joseph's '86) - 10th season
 Director of Program AdministrationPhil Martelli, Jr. - 1st season

Assoc. AD/Communications (MBB Contact)Marie Wozniak
 Office Phone.....610-660-1727
 Cell Phone610-999-3634
 Athletic Communications Fax.....610-660-1724
 Emailmwozniak@sju.edu

Basketball Office610-660-1706
 Basketball Fax.....610-660-1762
 Press Row - Hagan Arena610-660-2599
 Athletics Websitewww.sjuhawks.com

BROADCAST SCHEDULE

Date	Opponent	EST	TV	Radio	Digital
11/11	at Toledo	7:00 p.m.		1210	ESPN3
11/13	at Illinois at Chicago	8:00 p.m.	NBCSP+,NBCSCHI	1210	NBCSports
11/18	PRINCETON	7:00 p.m.		1210	A10N
11/23	vs. Washington State	6:00 p.m.		1210	ESPN3
11/24	vs. Harvard	3:30 p.m.		1210	ESPN3
11/26	vs. Sacramento State	2:30 p.m.		1210	ESPN3
11/29	BUCKNELL	7:00 p.m.		1210	A10N
12/2	VILLANOVA	5:30 p.m.	ESPN2	1210	ESPN.com
12/9	at Temple	2:30 p.m.	CBSSN	98.1 HD2	
12/17	MAINE	4:30 p.m.		1210	A10N
12/20	vs. St. John's	4:30 p.m.	ESPNU	1210	
12/30	at George Washington	4:00 p.m.		98.1 HD2	A10N
1/3	VCU	7:00 p.m.	MASN	1210	A10N
1/6	ST. BONAVENTURE	8:00 p.m.	ESPNU	1210	ESPN.com
1/10	at George Mason	7:00 p.m.		98.1 HD2	A10N
1/14	at Massachusetts	5:00 p.m.	NBCSN	1210	NBCSports
1/17	DAYTON	6:30 p.m.	CBSSN	990	
1/20	FORDHAM	1:00 p.m.		98.1 HD2	A10N
1/24	at St. Bonaventure	7:00 p.m.	CBSSN	990	
1/27	at Penn (Palestra)	7:00 p.m.	NBCSP	1210	
1/31	SAINT LOUIS	7:00 p.m.		1210	A10N
2/3	at La Salle	4:00 p.m.	CBSSN	1210	
2/6	at Davidson	7:00 p.m.	Stadium	1210	Stadium
2/10	MASSACHUSETTS	4:00 p.m.		1210	A10N
2/14	at Fordham	7:00 p.m.		1210	A10N
2/17	DUQUESNE	6:00 p.m.		1210	A10N
2/21	GEORGE MASON	7:00 p.m.		1210	A10N
2/24	at Richmond	6:00 p.m.	NBCSP+,NBCSW+	1210	NBCSports
2/27	at Rhode Island	7:00 p.m.	CBSSN	1210	
3/3	LA SALLE	2:00 p.m.		1210	Facebook
3/7-11	Atlantic 10 Championship				

Audio streaming of all games on SJUHawks.com

A10N= A-10 Network
 CBSSN= CBS Sports Network; NBCSN= NBC Sports Network; NBCSP= NBC Sports Philadelphia; NBCSP+= NBC Sports Philadelphia+; NBCS CHI= NBC Sports Chicago; NBCSW+= NBC Sports Washington+

1210= Talk Radio 1210 WPHT AM; 990= News Talk 990 AM WNTP

STATISTICAL COMPARISON

'17-18 Stats

	SJU	DUQ
Overall Record	11-14	15-11
Conference Record	6-7	6-7
Home Record	8-2	12-5
Away Record	2-9	2-4
Neutral Record	1-3	1-2
Points per Game	73.2	72.9
Opp. Points/Game	73.2	68.6
Field Goal Pct.	.411	.427
Opp. Field Goal Pct.	.432	.444
3-Pt. FG Made/Game	8.0	8.2
3-Pt. FG Pct.	.321	.352
Opp. 3-Pt. FG Pct.	.356	.310
Free Throws Made/Game	13.8	14.7
Free Throw Pct.	.669	.682
Rebounds/Game	37.4	37.0
Opp. Rebounds/Game	39.0	34.7
Assists/Game	13.8	11.9
Turnovers/Game	9.6	12.0
Opp. Turnovers/Game	12.2	12.6
Steals/Game	6.4	5.5
Blocks/Game	3.0	4.6

SERIES HISTORY

All-Time Series: SJU 38-13

SJU Streak: 1 win

First Meeting: 3/8/69, DU 52-74

Last Meeting: 3/4/17, SJU 63-60

Last SJU Win: 3/4/17, 63-60

Last DU Win: 3/5/16, 78-70

Coach Martelli vs. Duquesne: 19-6

Last Five

3/4/17	W	63-60	A
3/5/16	L	70-78	H
1/7/15	L	68-71	A
1/15/14	W	84-75	H
1/12/13	W	74-66	A

• SJU has won five of the last seven against Duquesne and snapped a two-game losing streak with the 63-60 road win last season in the regular-season finale

• Duquesne won the last meeting in Hagan Arena, scoring a 78-70 win on March 5, 2016, and the Dukes have won two of the last three over the Hawks here in Philadelphia

• There have been four overtime games in the series history, including two in a row in 2011 and 2012

LAST TIME OUT

- **James Demery** scored a game-high 20 points and **Shavar Newkirk** scored 19 as Saint Joseph's defeated Fordham, 71-55, to pick up its first Atlantic 10 road win of the year
- Demery connected on 8-of-14 from the field while Newkirk handed out seven assists. **Chris Clover** and **Pierfrancesco Oliva** each scored 10 points off the bench
- Saint Joseph's led from the start, built its lead up to double digits with five minutes to go in the first half, and maintained that for the rest of the contest
- Leading 42-23 at the start of the second half, Fordham went on an 11-2 run to trim its deficit to 44-34, but that would be the closest the Rams would come the rest of the way
- With SJU up, 50-39, the Hawks used a 12-4 spurt, with four straight from Demery, to match their biggest lead of the game, 62-43, with 7:29 to play

LAST TIME VS. DUQUESNE

- **Chris Clover** and **James Demery** combined to score 38 points as Saint Joseph's defeated Duquesne, 63-60, in the regular-season finale at the Palumbo Center, snapping a nine-game losing streak for the Hawks
- In a game that saw both teams hold leads, **Charlie Brown's** jumper at 1:07 gave the Hawks a 61-60 advantage
- After missed possessions by both teams, the Dukes inbounded with 8.7 seconds to go and Mike Lewis II was fouled on a drive. He missed both free throws at 4.3 seconds and **Jai Williams** grabbed the Hawks' biggest rebound in over a month. Williams was fouled and converted both free throws at 2.9 to secure the win for SJU
- Duquesne missed on the ensuing possession and after an SJU turnover, had one more shot with four-tenths of a second to go, but it was off the mark

UPDATE FROM THE INFIRMARY

- It appears as if the Hawks will finally field a full squad after a few weeks of illnesses and minor injuries
- **Jai Williams** didn't make the trip to Fordham due to illness; **Markell Lodge** missed the UMass game because of the flu
- **James Demery** missed his first game of the year against Saint Louis, with a sprained ankle, but returned to action at La Salle
- Despite missing practice prior to the Saint Louis game with an illness, **Pierfrancesco Oliva** played 20 minutes in that game. Oliva had previously missed the UMass game on Jan. 14 with the flu
- **Nick Robinson** sat out the La Salle game with a thigh contusion but returned to action against Davidson

STARTER SHAKEUP

- **Phil Martelli** changed the starting lineup vs. UMass as **Nick Robinson** replaced **Chris Clover** and **Anthony Longpré** took over for **Pierfrancesco Oliva**; SJU is now 2-0 with that starting lineup
- The Hawks have used four different starting lineups this season, as injuries and illnesses have been a factor; No player has started all 25 games for SJU

ROAD WOES

- The Hawks ended their eight-game road losing streak and won their first A-10 road contest of the year by defeating Fordham, 71-55, on Wednesday
- SJU is 2-9 on the road this year and owns a -4.7 scoring margin

SENIOR MOMENT

- Seniors **Shavar Newkirk** and **James Demery** accounted for 39 of the Hawks' 71 points in the win at Fordham
- Demery made 8-of-14 from the field and grabbed six rebounds; Newkirk hit three three-pointers while adding six rebounds and a team-high seven assists

CALLING ON CLOVER

- **Chris Clover** has been able to provide a spark coming off the bench in the last two games, which have both been SJU wins
- He has averaged 14.0 points while shooting 11-of-18 (61.1 pct) from the field and 5-of-7 (41.7 pct) from three-point range

CLOSE CALLS

- The Hawks have been involved in a number of close games this year as 14 of the 25 (both wins and losses) have a margin of less than 10 points; nine of 25 games this season have been decided by four points or less
- More importantly, 10 of SJU's 14 losses are by a combined total of 37 points, an average margin of 3.7 points
- Four of the Hawks' losses in January were by three points or less; they started February with a three-point loss to La Salle

HOT AND COLD

- The Hawks had a strong shooting effort in the first half at Fordham, hitting 57.1 percent from the field and 42.9 percent from three
- They cooled off in the second to just 39 percent from the field and 25 percent from three, but had built up a double digit lead and were able to maintain it and register the 71-55 win

SECOND-HALF SURGE

- On Feb. 10, the Hawks were deadlocked with UMass at halftime, 41-41, and a total of 12 times during the game

- The Minutemen shot a blistering 76.9 per cent (10-for-13) from three in the first half
- But in the second half, the Hawks outscored the visitors, 44-32, and held them to just 4-of-12 shooting from behind the arc

MAGIC NUMBER

- **Shavar Newkirk** became the 55th player in school history to surpass 1,000 career points at La Salle and the second to do so this year (**James Demery** reached the mark vs. VCU)
- Newkirk has 1,070 points and ranks 43rd on the all-time list behind Damian Reid and Bill Lynch (1,079)
- It marks the first time since 2016 that the Hawks had two 1,000-point scorers on the same squad (DeAndre' Bemby, Isaiah Miles)

HOME SWEET HOME

- The Hawks are 8-2 at home despite having a five-game winning streak come to an end with the loss to Saint Louis on Jan. 31
- At home, the Hawks own a +6.0 scoring margin, averaging 74.4 points per game, with the opponents scoring 68.4 points

LOW POINTS

- The Hawks' 56-point total against Penn was the second lowest of the season, while SJU's 30.9 field goal percentage was the lowest of the year
- SJU followed that by scoring 59 points in the loss to Saint Louis and then 61 at Davidson
- In the last four losses the Hawks have averaged 63.7 points

WINNING OUTRIGHT

- In SJU's 11 wins, the average winning margin is 10.4 points
- The Hawks posted their top two winning margins of the year in the same week, defeating Dayton and Fordham by an average margin of 19.0 points

DEMERY'S DOUBLES

- **James Demery** had his 23-game double-figure scoring streak (dating back to last year) come to an end in the loss to Davidson
- His season-high this year is 25 points twice and he's averaging a career-best 17.4 points per game
- He has three double-doubles this year and five in his career; Demery has scored 20-plus points eight times this season

TAKING CARE OF THE BALL

- Saint Joseph's ranks third in the nation in fewest turnovers (239) and fifth in turnovers per game (9.6)
- SJU has recorded single digits in turnovers in 12 of 25 games, with a low of three twice this year, most recently at George Mason

TAYLOR'S TREYS

- **Taylor Funk** tops the team in three-pointers made with 70 and is closing in on the freshman record of 71 set by **Charlie Brown, Jr.**, last season
- Funk has made at least one in every game this season while his single-game high is five three-pointers three times
- He's made four or more three-pointers 10 times, most recently vs. UMass

TWO-MAN SHOW

- **James Demery** and **Pierfrancesco Oliva** combined for 47 of the Hawks' 68 points in the win over Fordham on Jan. 20; Demery scored 13 points in the first half and Oliva had 10 as the Hawks totalled 28 in the period

BOUNCING BACK

- **Pierfrancesco Oliva** missed his first game of the season at UMass due to the flu but recovered to grab 15 rebounds in the win over Dayton; he followed that with a career-high 22 points in the Fordham win
- **Nick Robinson** missed the practices leading up to the Dayton game, but played 27 minutes and tied his season-high with 13 points

STARRING SHAVAR

- **Shavar Newkirk** has scored in double figures in all but three games, making his return this season from an ACL injury and surgery one year ago (Feb. 10, 2017)
- He's averaging 17.2 points per game and ranks 10th in the A-10 in scoring
- Newkirk also ranks seventh in the league in assist/turnover ratio and sixth in steals
- The senior has two doubles-doubles in points and rebounds; the most recent was 23 points, 10 rebounds against St. Bonaventure
- He scored a career-high 30 points in the loss at La Salle, while making a personal-best five three-pointers

DOING IT ALL

- **Pierfrancesco Oliva** has achieved new career-highs in points, rebounds and assists this year and tops SJU in rebounding (7.3)
- He has five games of double-figure rebounds including a career-high of 18 against St. John's
- Oliva had an odd stat line against Dayton with no points, 15 rebounds and three assists
- He followed that with a career-high 22 points in the Fordham win

LUCKY CLOVER

- Junior **Chris Clover** has scored double figures in nine of the last 17 games with a high of 19 at George Mason. He scored 14 points in the first half and made a career-high eight field goals in the game

HAWK DOUBLES

Double-Figure Point Games

	'17-18	Streak	Career
James Demery	23	2	63
Shavar Newkirk	22	6	46
Taylor Funk	15	--	15
Chris Clover	9	--	18
Pierfrancesco Oliva	5	1	7
Nick Robinson	3	--	7
Lorenzo Edwards	1	--	1
Anthony Longpré	1	--	1
Charlie Brown	--	17^	25
Markell Lodge	--	--	4
Lamarr Kimble	1	9^	33

20-Plus Point Games

	'17-18	Streak	Career
Shavar Newkirk	8	--	15
James Demery	7	1	9
Taylor Funk	3	--	3
Pierfrancesco Oliva	1	--	1
Charlie Brown	--	--	1
Lamarr Kimble	--	--	4
Chris Clover	--	--	2

Double-Figure Rebound Games

	'17-18	Streak	Career
Pierfrancesco Oliva	5	--	5
James Demery	3	--	6
Shavar Newkirk	1	--	1
Markell Lodge	--	--	1

Double-Figure Assist Games

	'17-18	Streak	Career
Lamarr Kimble	--	--	1

Double-Doubles

	'17-18	Streak	Career
James Demery	3	--	6
Shavar Newkirk	2	--	2
Lamarr Kimble	--	--	1

- Clover's basket with :05 left looked to be the gamewinner for the Hawks until George Mason's three-pointer at :01 clinched the win
- The junior had 18 points off the bench in the win over UMass, with 11 in the second half. It was the first non-start for Clover since the season opener

DOWN TO THE WIRE

- The Hawks have been involved in a handful of close games this season, with six of the last 12 coming down to the wire:
- SJU held a 75-71 lead over VCU with under two minutes to play, but the Rams tied the game, 76-76, at :10. The Hawks missed on their next possession and VCU had one more chance and hit a shot after time expired. SJU eventually won the game in overtime, 78-71
- At George Mason, SJU scored with :05 left to take its first lead of the half; GMU went the length of the court and won the game on a three-pointer with :01 left
- At UMass, the Hawks were within a point three times in the final minute; they had a chance to tie but **Shavar Newkirk's** three-point attempt at :02 was off the mark
- At St. Bonaventure, the teams were tied with 1:24 to play and SBU scored the eventual gamewinner at :19. The Hawks committed an

offensive foul at :08 and with one more chance at :06, their last shot was off the mark

- Against Saint Louis, the Hawks forced a tie in the final two minutes. Saint Louis went up 59-53 at 1:52, but **Taylor Funk** hit a layup and **Shavar Newkirk** connected on a three at :53. Newkirk was fouled on the next possession and made one of two free throws at :13 to tie the score, 59-59. SLU converted a free throw with 3.1 seconds to go up, 60-59, and the Hawks had one last chance but couldn't get a shot off as time expired

- At La Salle, the Hawks trailed by three with 1:16 to go and were within a point with :15 to play. La Salle went back up by three but the Hawks missed two three-point attempts in the final 13 seconds

BROWN UPDATE

- **Charlie Brown, Jr.**, is still sidelined due to the fractured left wrist he suffered in October. The scaphoid bone, which Brown fractured, normally requires three months or more in a cast when broken - he underwent surgical fixation (Oct. 24) in hopes of shortening the recovery time

- After new imaging studies and a follow-up examination, it was determined that the bone continues to be slow in healing and Brown remains in a cast

ON TARGET

- SJU shot 49.2 percent from the field against Dayton, which was the highest shooting percentage in a game this season
- At Fordham, the Hawks converted 48.2 percent of their field-goal attempts

KEYS TO THE GAME

- **Phil Martelli** pointed to the turnovers (11) and poor free-throw shooting (57.1) as reasons for the loss at St. Bonaventure on Jan. 6
- The Hawks went 4-of-7 from the line in the first half, but just 12-of-21 in the second

CHANGING IT UP

- Freshman **Taylor Funk** replaced **Anthony Longpré** in the starting lineup vs. VCU, making his second start of the year, and has since started 13 consecutive games
- Funk responded with 19 points vs. VCU, with six in overtime, including a three-pointer with 1:40 left in the extra period
- He is averaging 11.4 points per game as a starter

BALANCED ATTACK

- The Hawks have had five players score double figures in two games this year, wins over Dayton and VCU

NON CONTACT

- As they have in recent years, the Hawks are limiting their number of fouls, ranking 12th in the nation in fewest fouls with 386
- The Hawks have only one disqualification in 25 games thus far
- Their opponents have gone to the line an average of 14.6 times per game; the Hawks are averaging 20.6 free throw attempts

MINUTE MAN

- **Shavar Newkirk**, who had ACL surgery a year ago, played a career-high 43 minutes in the VCU win
- Newkirk, who was supposed to ease into his minutes this season, was forced into playing extra due to the injury to **Lamarr Kimble** and is averaging 33.8 minutes in all games, and 37.0 in A-10 games

FRESH START

- **Anthony Longpré** made the start at UMass in place of **Pierfrancesco Oliva** (flu) and notched season-highs with 11 points, seven rebounds and seven assists in 31 minutes

NICK OF TIME

- Sophomore **Nick Robinson** had one of the best games of his career vs. VCU as he posted a season-high 13 points and tied his personal best with eight rebounds
- More importantly, Robinson hit a career-best 11-for-14 of his free throws as the Hawks went a season-best 29-for-38 from the line
- He is converting a team-best 82.9 percent (34-for-41) from the foul line in A-10 games

TALE OF TWO HALVES

- The Hawks came out strong at UMass, shooting 53 percent from the field and running up a 37-25 halftime lead
- But Saint Joseph's cooled off in the second, hitting just 36 percent from the field and making only 1-for-11 from three-point range, as the Minutemen erased a 16-point SJU lead
- It was the second largest lead lost by Saint Joseph's this year, as they had a 20-point lead disappear in a 75-71 loss to Washington St.

OUTSIDE THE ARC

- Saint Joseph's is shooting just 32.1 percent from three-point range overall and 32.6 percent in A-10 games
- The season-best effort was 46.2 percent in the opener at Toledo
- SJU has made 10 or more three-pointers in nine games this year

ON BOARD

- The Hawks lead the A-10 in defensive rebounds with 28.0 per game and tops the league in rebounding offense (37.4)

HAWKS IN THE A-10 STATS

(thru games of Feb. 15)

	Category	All	A-10
James Demery	Scoring	8th	7th
Taylor Funk	Scoring	28th	--
	3FG Pct.	11th	--
	3FG Made	5th	9th
Shavar Newkirk	Scoring	10th	15th
	Assists	14th	15th-T
	Steals	6th	5th
	Ast/TO Ratio	7th	7th
	Minutes	--	4th
P. Oliva	Rebounding	7th	16th-T
	Blocks	15th	12th
	Def. Rebs.	3rd	4th
Nick Robinson	Free Throws	--	10th
TEAM	Category	All	A-10
	Scoring Off	6th	7th
	Scoring Def	5th	5th
	Scoring Marg.	7th	4th
	FT Pct.	13th	12th
	FG Pct.	14th	12th
	FG Pct. Def	3rd	3rd
	3FG Pct.	10th	12th
	3FG Pct. Def	9th	10th
	Reb. Offense	1st	6th
	Reb. Defense	14th	12th
	Reb. Margin	11th	9th
	Blocks	8th	6th-T
	Assists	8th	8th
	Steals	6th	6th
	TO Marg	3rd	2nd
	Ast/TO Ratio	2nd	3rd
	Off. Rebs	9th	10th
	Def. Rebs	1st	2nd
	Def. Reb. Pct.	2nd	2nd
	Off. Reb. Pct.	11th	13th
	3FG Made	6th	8th

- SJU has outrebounded its opponents 10 times this year

- **Pierfrancesco Oliva** tops the Hawks with 7.3 boards per game to rank seventh in the A-10

BIG MAN IN THE BIG 5

- **James Demery** was named the Big 5 Player of the Week for Jan. 22, earning honors for the second time this season, as he was the Co-Player of the Week on Jan. 8
- Demery averaged 22.0 points, 5.5 rebounds and 3.0 assists per game in SJU's 2-0 week, while converting 50 percent from the field

LOSING LAMARR

- **Lamarr Kimble** is out for the season after re-injuring the fifth metatarsal of his left foot at Toledo. It was the same injury that occurred on Feb. 11, 2017 which required surgery and caused him to miss the final seven games of the 2016-17 season

- He had successful surgery on January 8 and is on the road to recovery
- The team captain averaged 15.5 ppg last year and led the team with 107 assists
- The junior has scored double figures 32 times in 61 games and has 599 career points

DEE-FENSE

- One of SJU's best defensive efforts came against Bucknell. The Bison entered the game averaging 85 points, but ended up scoring just 70 points, hitting 34% of their field goals and 14% from three-point range
- In league play, Saint Joseph's shut down Matt Mobley of St. Bonaventure, limiting him to two points, well below his 18.7 average in the win on Jan. 6
- On the flip side, SJU's defense was not as strong at George Mason as the Hawks gave up 47 points in the first half, which was the highest first-half total by an opponent this year

WELCOME TO THE CLUB

- **James Demery** became the newest member of SJU's 1000-point club when he scored his fifth point early in the second half (19:13) of the VCU win; the senior finished the game with 13 points
- Demery is the 54th Hawk to reach the plateau in his career and now has 1,206 points to rank 36th on the all-time list behind Delonte West (1,235)

TAKING ITS TOLL

- Saint Joseph's placed three players on the Preseason All-A-10 Teams, which is the most of any school, but two of them are sitting on the sidelines
- **Shavar Newkirk** earned A-10 2nd Team status and is the Hawks' leading scorer, but **Lamarr Kimble** (3rd Team) is sidelined for the year while **Charlie Brown, Jr.** (3rd Team) has yet to play
- Kimble's season-ending injury is the fifth in two years for SJU, and Brown has missed every game with his return yet to be determined
- The absence of Kimble and Brown leaves 769 total points (from last year) on the bench

STREAK ENDER

- **Shavar Newkirk** saw his 17-game double-figure scoring streak come to an end vs. Harvard when he scored nine points, but he bounced back with 22 vs. Sacramento State
- It was the first single-digit game for Newkirk since March 18, 2016, when the Hawks defeated Cincinnati in the NCAA First Round

RALLY CAPS

- The Hawks rallied from a 12-point deficit with 11:51 left against Sacramento St. to earn the 74-69 win, which was the largest deficit overcome for a victory this season

- SJU was down 16 points with 5:25 left at Temple and went on a 14-4 run, helped by three three-pointers from **Taylor Funk**, to cut it to a four-point deficit with 1:32 to play; but the Hawks couldn't pull ahead, losing 81-78

FOUL BALL

- Free-throw shooting was one of the Hawks' glaring weaknesses last season and the struggles continue this year. SJU is converting 66.9 percent from the line and 68.9 percent in A-10 games
- **Shavar Newkirk** is shooting 75.8 percent while **Taylor Funk** is at 83.8 percent, with less attempts (37)
- The Hawks had a season-best performance from the line in the VCU win, making 29-of-38; **Nick Robinson** led the way with a career-best 11-for-14 effort

IRON MAN

- With the Hawks' short bench again this year, senior **James Demery** is averaging a career-high 35.6 minutes per game

LOOK AT LORENZO

- The play of redshirt freshman **Lorenzo Edwards** in the Wooden Legacy was a bright spot for the Hawks
- In the Sacramento State win he had 10 points, for his first-ever game in double figures, as well as a career-high nine rebounds
- Edwards redshirted the '16-17 season after having shoulder surgery last December

TAYLOR MADE

- Freshman **Taylor Funk** was named the A-10 Rookie of the Week for Nov. 20 as he averaged 22.5 points in two wins while shooting 64% from 3-point range and 69% from the field
- Funk scored 22 points in the win over UIC, and had a career-high 23 points against Princeton, making 7-of-8 field goals, with 5-of-6 from three-point range

FAB FROSH

- **Taylor Funk** scored 61 points in his first three collegiate games, a total which ranks as the second best debut in SJU history. The others with top career-beginning efforts are:
 - Bernard Blunt (1990-91) 67 pts
 - **Taylor Funk** (2017-18) 61 pts
 - Craig Amos (1988-89) 49 pts
 - Carl Jones (2009-10) 47 pts
 - DeAndre' Bemby (2013-14) 40 pts
 - Langston Galloway (2010-11) 32 pts

GOOD AS NEWKIRK

- **Shavar Newkirk** had an impressive debut at Toledo, less than 10 months after surgery to repair a tear to his ACL, suffered on Dec. 30
- The senior played 17 minutes and had 21 points, making 6-of-12 from the field

- **Phil Martelli** gave credit to the athletic trainer (Bill Lukaszewicz) and strength coach (Brian Bingaman) for their work with the senior, and praised Newkirk's "courage and heart", saying it is a "learned behavior"

STARTING OUT

- **Taylor Funk** made his first career start and **Nick Robinson** made his first of the year vs. St. John's, replacing **Shavar Newkirk** and **Anthony Longpré**, who were late for film

MAGIC NUMBER

- **Taylor Funk** leads SJU in three-pointers (70) and is wearing the same number (33) as a former Hawk sharpshooter, Pat Carroll
- Carroll was the 2005 A-10 Player of the Year and was SJU's leader in career three-point field goals (294) until Langston Galloway broke that record in 2014 with 343

RETURNING HAWKS

- Entering this season, the Hawks returned over 80 percent of their points (89%), rebounds (82%) and assists (88%) from last year, which was among the top numbers in the nation
- SJU's number of 89 percent of points returning and 88 percent of assists ranked as the fifth best numbers in the nation
- Saint Joseph's total of 82 percent of returning rebounds was tied for ninth best
- Unfortunately due to injuries, two of those key returnees - **Lamarr Kimble** and **Charlie Brown** - have not been able to contribute

DEAN OF COACHES

- Now in his 23rd season as Saint Joseph's head coach, **Phil Martelli** is the dean of A-10 coaches. He's the Hawks' leader in wins with a 425-307 record
- His record of 208-163 in A-10 play marks the most conference wins for any active coach and ranks second all-time in the league
- Martelli is one of 25 active D-1 coaches who are their schools' all-time wins leaders

HE'S BACK

- **Pierfrancesco "Checco" Oliva** is back in the lineup after missing the 2016-17 season with a knee injury
- Oliva, a starter in 30 games for the 2016 A-10 Champions, had a chronic knee condition that he aggravated in the summer of 2016 and required surgery with a year-long rehab

CHARTING CHARLIE

- A-10 All-Rookie selection **Charlie Brown, Jr.**, was the only freshman in Division I last year to average over 12-plus points (12.8), 5-plus rebounds (5.0), less than two turnovers (1.2) and shoot over 38 percent (38.5) from three-point range

• Brown was also the Hawks' best at the foul line, hitting 81.9 percent

FROM THE START

• **Anthony Longpré** became the fifth freshman in five years to be in the starting lineup on opening day

• Previous freshman starters for SJU were: **Pierfrancesco Oliva** (2015-16), **James Demery** (2014-15) and current Atlanta Hawk DeAndre' Bemby (2013-14)

THREE-POINT THREAT

• **Charlie Brown, Jr.**, set the SJU freshman record for three-pointers made last season with 71 and converted a team-best 38.4 percent from beyond the arc

AN UNUSUAL YEAR

• The Hawks returned five starters from a season that was unlike any other under **Phil Martelli**, as four players missed significant time with injuries in 2016-17

• The injured players, with games missed in () were: **Shavar Newkirk** (19), **Pierfrancesco Oliva** (entire season), **Lorenzo Edwards** (all but one game) and **Lamarr Kimble** (7)

• **James Demery** was also on the early-season injured list as he suffered a stress fracture in the 2016-17 season opener and missed 10 games

• Martelli used eight different starting lineups last season and in the final few games the Hawks were down to 13 available players, with only nine on scholarship

TWIN TOWERS

• The Hawks welcomed a pair of 6-foot-9-plus forwards into the fold this year, with **Taylor Funk** and **Anthony Longpré**

• Funk averaged 24.3 ppg and made 64 three-pointers as a senior at Manheim Central (Pa.); he had 229 career three-pointers and is the school's all-time leading scorer (1,977 points)

• Longpré, who grew up in Quebec but played scholastically at Glenelg Country School (Md.), played for Canada's U19 National Team which won the gold medal at the FIBA U19 Basketball World Cup in Egypt, for their first-ever gold in international competition

CAPTAIN HAWK

• Junior **Lamarr Kimble** was chosen as team captain, marking the second year in a row that Kimble is serving in the role, as he was a tri-captain in 2016-17

• Last year he was the second sophomore in three seasons to be named a team captain, and the third all-time following DeAndre' Bemby (2014-15) and Joe Oakes, captain of the famed "Mighty Mites" team in 1936-37

NICK OF TIME

• With the injury to **Lamarr Kimble**, **Nick Robinson** is serving as the backup point guard again this season

• Kimble's injury in 2016-17 pressed Robinson into those duties for the final seven games of the year

MARKELL'S MARK

• **Markell Lodge** is the only Hawk who started all 31 games last season

• He is one of the most athletic players in school history and holds the SJU mark for vertical leap at 40 inches

A NEW MAN

• **Jai Williams** has lost over 60 pounds since coming to campus in 2013-14, now weighing in at 235 pounds

• He redshirted the '13-14 season to further his development

HAWKS IN THE NBA

• Saint Joseph's is currently represented in the NBA by three players, and now two on the same team after Jameer Nelson was traded to the Pistons in February:

• Jameer Nelson (Pistons) - NBA All-Star in 2009, who is in his 14th year in the league

• Langston Galloway (Pistons) - was undrafted in 2014 but made the Knicks' squad as a free agent; played for the Pelicans and Kings before joining the Pistons this year

• DeAndre' Bemby (Hawks) - 21st overall draft pick in 2016, becoming the 33rd SJU player to be drafted, and the sixth to be taken in the first round

HOME AT HAGAN

• This marks the ninth season of the Hawks' home, Hagan Arena, after Alumni Memorial Fieldhouse underwent a renovation and expansion in 2008-09

• SJU is 78-52 at Hagan but owns an all-time record of 398-124 in 68 years on campus

• The Hawks are 8-2 at home this season and saw a five-game winning streak come to an end vs. Saint Louis

POLLING PLACES

• Saint Joseph's was picked to finish third in the Atlantic 10 Preseason Poll

• It marked the highest preseason selection for Saint Joseph's since the 2012-13 campaign when the Hawks were picked first

• SJU has won two conference titles in the past four years, capturing the championship in both 2014 and 2016

CRADLE OF COACHES

• The Saint Joseph's coaching connection is an impressive one. A total of seven SJU graduates have gone on to become head coaches in the

NBA, and SJU is tied with Illinois for second on the list of universities with alums that have served as NBA head coaches. Indiana tops the list with 11 graduates.

• Here is the list of former Hawks who have held positions as NBA head coaches:

Player (Class)	NBA Teams	Years
Jack Ramsay ('49)	Phila., Buf., Port., Ind.	21
Jim Lynam ('63)	L.A.Clippers, Phila., Wash.	10
Matt Guokas ('67)	Phila., Orlando	7
Paul Westhead ('61)	L.A. Lakers, Chicago, Denver	6
Jack McKinney ('57)	L.A. Lakers, Indiana	5
George Senesky ('43)	Philadelphia	3
Jim O'Brien ('74)	Indiana, Phila., Boston	8

ALL IN THE FAMILY

• **Phil Martelli's** staff consists of three former Hawk players, including his son, Phil, Jr., who is in his first year as the director of program administration

• **Mark Bass**, now in his 19th year as assistant coach, was a junior on Martelli's first team in 1995-96, and helped SJU reach the NIT Final

• **Geoff Arnold** played for the Hawks from 1982-86, and was a member of the 1986 Atlantic 10 Championship team

• **Phil Martelli, Jr.**, was a member of the Hawks from 2000-03 and has been an assistant coach at Central Connecticut State, Niagara and Delaware

LOOKING AHEAD

• Saint Joseph's remains home for another one next week, hosting George Mason on Wednesday

• The Hawks will then go on the road for a pair, at Richmond on Feb. 24 and at Rhode Island on Feb. 27 before ending the regular season at home on March 3 vs. La Salle

FREE THROW SHOOTING

Final 5:00 of game

Player	FTM	FTA	Pct.
Kyle Thompson	2	2	1.000
Shavar Newkirk	36	45	.800
Nick Robinson	7	9	.777
James Demery	23	32	.719
Taylor Funk	7	10	.700
Chris Clover	1	2	.500
Pierfrancesco Oliva	5	13	.385
Total	81	114	.710

Final 1:00 of game

Player	FTM	FTA	Pct.
Nick Robinson	3	3	1.000
Kyle Thompson	2	2	1.000
Shavar Newkirk	15	20	.750
James Demery	16	22	.728
Pierfrancesco Oliva	1	2	.500
Total	36	47	.766

LEADS/DEFICITS

Biggest Leads

	Lead	Result
Dayton	28	81-65 Win
Fordham	22	68-46 Win
Bucknell	20	83-70 Win
Washington St.	20	75-71 Loss
at Fordham	19	71-55 Win
St. Bonaventure	17	85-78 Win
Massachusetts	16	72-69 Loss
Princeton	15	71-58 Win
Maine	14	72-59 Win
La Salle	13	81-78 Loss

Biggest Deficits

	Deficit	Result
Villanova	41	94-53 Loss
Davidson	31	91-62 Loss
George Washington	18	70-64 Loss
Toledo	17	98-87 Loss
at Temple	16	81-78 Loss
Harvard	14	77-71 Loss
Sacramento State	12	74-69 Win
at George Mason	12	79-81 Loss
at St. Bonaventure	12	70-67 Loss
UIC	11	86-82 Win ot

HONOR ROLL

James Demery

Big 5 Player of the Week (1/22)
Big 5 Co-Player of the Week (1/8)

Taylor Funk

Atlantic 10 Rookie of the Week (11/20)

Shavar Newkirk

Preseason All-A-10 2nd Team

Lamarr Kimble

Preseason All-A-10 3rd Team

Charlie Brown, Jr.

Preseason All-A-10 3rd Team

THE LAST TIME . . .

SAINT JOSEPH'S . . .

Won in overtime 78-71 vs. VCU, 1/3/18
 Lost in overtime 70-60 vs. St. Bonaventure, 2/21/15
 Won in double overtime 83-81 over Lafayette, 12/29/00
 Lost in double overtime 86-83 to Fordham, 2/4/17
 Won in triple overtime 92-86 over Rhode Island, 1/10/09
 Played a Top 10 opponent 94-53 loss to #4 Villanova, 12/2/17
 Played a ranked opponent 94-53 loss to #4 Villanova, 12/2/17
 Defeated a Top 10 opponent 71-66 win over #8 Xavier, 3/6/08
 Defeated a Top 25 opponent 79-70 win over #15/13 Dayton, 2/17/16
 Was ranked in the Top 25 #25 by USA Today, 3/14/16
 Won by 50 points or more 114-63 (51 pts) over St. Bonaventure, 1/24/04
 Won by 40-49 points 82-42 (40 pts) over Penn, 1/19/08
 Won by 30-39 points 81-44 (37 pts) over Rhode Island, 3/6/13
 Won by 20-29 points 68-46 (22 pts) over Fordham, 1/20/18
 Scored 100 points or more 114-63 win over St. Bonaventure, 1/24/04
 Scored less than 50 points 60-49 loss to St. Bonaventure, 3/12/15
 Shot 60 percent or better 64.8% vs. VCU, 3/13/16
 Shot 50-59 percent 52.8% at Fordham, 1/7/17
 Shot under 30 percent 25.5% vs. St. Bonaventure, 3/12/15
 Made 10 or more 3-point field goals 10 vs. Massachusetts, 2/10/18
 Did not make any 3-point field goals 0 vs. Massachusetts, 2/26/09
 Made 25 or more free throws 29 vs. VCU, 1/3/18
 Totaled 50 or more rebounds 58 at Princeton, 12/14/16
 Had less than 25 rebounds 19 at La Salle, 2/16/13
 Totaled 20 or more assists 21 vs. Fordham, 1/20/18
 Had 20 or more turnovers 20 at #20 VCU, 1/10/15
 Had 15 or more steals 15 vs. Lehigh, 12/20/09
 Had 10 or more blocks 10 at Duquesne, 1/12/13
 Had 4 players in double figures at Fordham, 2/14/18
 Had 5 players in double figures vs. Dayton, 1/17/18

A SAINT JOSEPH'S PLAYER . . .

Scored 40 or more points 47, Tony Costner vs. Ak.-Anchorage, 12/30/83**
 Scored 30 or more points 30, Shavar Newkirk at La Salle, 2/3/18
 Scored 25-29 points: 25, James Demery vs. Fordham, 1/20/18
 Scored 20-24 points: 20, James Demery at Fordham, 2/14/18
 Made 8 or more 3-point field goals: 10, Langston Galloway vs. Fordham, 2/22/14 **
 Made 10 or more free throws: 11, Shavar Newkirk vs. St. Bonaventure, 1/6/18
 Shot 100 percent from the field (min. 5 md) 6-for-6, Ronald Roberts, Jr. vs. VCU, 3/16/14
 Attempted 15 or more free throws: 15, DeAndre' Bemby vs. Drexel, 11/13/15
 Attempted 20 or more field goals: 23, Shavar Newkirk at UMass, 1/14/18
 Had 10-19 rebounds: 11, James Demery at La Salle, 2/3/18
 Had 20 or more rebounds: 20, Ahmad Nivins vs. Rhode Island, 1/10/09
 Had 10 or more blocks: 10, Dwayne Jones vs. St. Bonaventure, 3/19/05
 Had 5-9 blocks: 5, Javon Baumann at La Salle, 1/27/15
 Had 5 or more steals: 5, DeAndre' Bemby at La Salle, 1/27/15
 Had 10 or more assists: 12, Halil Kanacevic at Penn, 1/18/14
 Had a double-double: James Demery at La Salle, 2/3/18
 (20 pts, 11 rebs)
 Had a triple-double: Dwayne Jones (11 pts, 11 rebs, 10 blk)
 vs. St. Bonaventure, 2/19/05
 Played 40 minutes (in regulation): James Demery, Shavar Newkirk at La Salle, 2/3/18

AN OPPONENT . . .

Scored less than 50 points 42 by Loyola Maryland, 12/9/14
 Scored less than 40 points 35 by Yale, 11/12/12
 Shot under 30 percent 28.3% by Loyola Maryland, 12/9/14
 Shot 60 percent or better 63.5% by St. Bonaventure (3/2/16)
 Scored 100 points or more 104 by Iona, 11/23/11

HAWK LEADERS

(number of games led in each category; includes shared highs)

	Points	Rebounds	Assists	Steals	Blocks
Shavar Newkirk	12	7	12	12	4
James Demery	12	8	1	10	7
Nick Robinson	1	3	6	5	4
Taylor Funk	3	3	1	5	9
Anthony Longpré	0	2	2	2	3
Pierfrancesco Oliva	0	9	7	6	11
Lorenzo Edwards	0	1	0	1	4
Jai Williams	0	0	0	0	2
Chris Clover	0	1	0	2	2
Markell Lodge	0	0	0	1	2

STATS BY HALF

	<u>SJU</u>	<u>Opponents</u>
Points	High: 49 at Temple (2nd) Low: 23 at GW (1st)	53 by Villanova (2nd), Toledo (2nd) 19 by Fordham-2 (1st)
Rebounds	High: 27 (2x) last at Bucknell (2nd) Low: 9 at Toledo (1st)	
Assists	High: 14 at UIC (1st) Low: 2 at La Salle (2nd)	
FG%	High: 58.1% at Toledo (2nd) Low: 26.7% vs. Harvard (1st)	76.9% by UMass-2 (2nd) 25.0% by Bucknell (1st)
3-pt FG%	High: 58.3% at Toledo (2nd) Low: 9.1% at UMass (1st), at GW (1st)	71.4% by UMass (2nd) 12.5% by Bucknell (1st)
FT%	High: 100% (4-4) vs. Villanova (2nd) Low: 33.3% vs. Washington State (1st)	

INDIVIDUAL HIGHS BY HALF

Points	20, Shavar Newkirk at La Salle (2nd)
Rebounds	13, Pierfrancesco Oliva vs. St. John's (2nd)
Assists	6, Shavar Newkirk (2x) last at UMass (1st)
Blocks	2, Lorenzo Edwards vs. Washington St. (1st)
FG Made	6, Chris Clover at George Mason (1st)
3-pt FG Made	4, Chris Clover vs. Bucknell (1st)
FT Made	9, Shavar Newkirk vs. Sacramento St. (2nd)

STARTERS

	G	G	F	F	F	Record
Toledo	Newkirk	Kimble	Demery	Oliva	Longpré	0-1
Illinois-Chicago	Newkirk	Clover	Demery	Oliva	Longpré	1-0
Princeton	Newkirk	Clover	Demery	Oliva	Longpré	2-0
Washington State	Newkirk	Clover	Demery	Oliva	Longpré	2-1
Harvard	Newkirk	Clover	Demery	Oliva	Longpré	2-2
Sacramento State	Newkirk	Clover	Demery	Oliva	Longpré	3-2
Bucknell	Newkirk	Clover	Demery	Oliva	Longpré	4-2
Villanova	Newkirk	Clover	Demery	Oliva	Longpré	4-3
Temple	Newkirk	Clover	Demery	Oliva	Longpré	4-4
Maine	Newkirk	Clover	Demery	Oliva	Longpré	5-4
St. John's	Robinson	Clover	Demery	Oliva	Funk	0-1
George Washington	Newkirk	Clover	Demery	Oliva	Longpré	5-5
VCU	Newkirk	Clover	Demery	Oliva	Funk	1-0
St. Bonaventure	Newkirk	Clover	Demery	Oliva	Funk	2-0
George Mason	Newkirk	Clover	Demery	Oliva	Funk	2-1
Massachusetts	Newkirk	Clover	Demery	Longpré	Funk	0-1
Dayton	Newkirk	Clover	Demery	Oliva	Funk	3-1
Fordham	Newkirk	Clover	Demery	Oliva	Funk	4-1
St. Bonaventure	Newkirk	Clover	Demery	Oliva	Funk	4-2
Penn	Newkirk	Clover	Demery	Oliva	Funk	4-3
Saint Louis	Newkirk	Clover	Robinson	Oliva	Funk	0-1
La Salle	Newkirk	Clover	Demery	Oliva	Funk	4-4
Davidson	Newkirk	Clover	Demery	Oliva	Funk	4-5
Massachusetts	Newkirk	Robinson	Demery	Longpré	Funk	1-0
Fordham	Newkirk	Robinson	Demery	Longpré	Funk	2-0
Duquesne						
George Mason						
Richmond						
Rhode Island						
La Salle						

HAWKS BY THE NUMBERS

SJU's Record in Games....

Decided by 5 points or less	2-8
Decided by 6-10 points	2-2
Decided by 11 points or more	7-4
Played during the day	4-7
Played at night	6-8
Televised	5-11
Home	8-2
Away	2-9
Neutral	1-3
In Overtime	2-0
In November	4-3
In December	1-4
In January	4-5
In February	2-2
In white uniforms	9-5
In crimson uniforms	2-10
When winning the opening tip-off	7-6

SJU's Record When Scoring....

Less than 60 points	0-3
60-69 points	1-4
70-79 points	4-6
80-89 points	6-1
90-99 points	0-0

SJU's Record When Allowing....

Less than 60 points	4-0
60-69 points	2-2
70-79 points	3-6
80-89 points	2-3
90-100 points	0-3

SJU's Record When....

Leading at the half	9-3
Trailing at the half	1-10
Tied at the half	1-1

SJU's Record When Shooting...

50% or better	0-0
Less than 50%	10-14
Less than 30%	0-0
Better than opponent	9-3
Worse than opponent	2-11

SJU's Record When...

Outrebounding opponent	5-5
Outrebounded by opponent	5-8
Equal rebounds as opponent	1-0
Fewer TOs than opponent	9-10
More TOs than opponent	2-3
Equal TOs as opponent	1-0
Committing 14 or fewer TOs	10-12
Committing 15 or more TOs	1-1
Newkirk scores double figures	10-11
Demery scores double figures	11-11
Funk scores double figures	7-9
Four players score double figures	5-5
Five players score double figures	2-0

MISCELLANEOUS STATS

Largest winning margin: 22 vs. Fordham
Largest lead in a game: 28 vs. Dayton
Largest margin of defeat: 41 vs. Villanova
Largest deficit in a game: 41 vs. Villanova
Largest deficit overcome to win: 12 vs. Sacramento St.
Largest winning margin lost: 20 vs. Wash. St.



PHIL MARTELLI
Head Coach
23rd Season - 425-307

In 23 seasons as head coach at Saint Joseph's, **Phil Martelli** has built a program that is consistently one of the top in the conference, a perennial post-season participant and a key player on the national scene. In doing so, he has earned his place among the top coaches in the school's storied history while becoming one of the more respected coaches in the game.

Martelli is the Hawks' all-time leader in career victories with a mark of 425-307. Setting the school record for wins in a season (30) in 2004, Martelli has guided SJU to 20 or more victories nine times in 23 seasons, which is the most for any Hawk coach. His record of 208-163 in Atlantic 10 play is the most conference wins for any active coach and ranks second all-time in the league.

Martelli Highlights:

- He has taken SJU to the postseason in four of the last six years, and 13 times in the 22 seasons previous to this one, while winning three Atlantic 10 Championships (1997, 2014, 2016)
- Martelli's 18 postseason wins (7 NCAA, 11 NIT) are the most in school history
- His 2015-16 team compiled a 28-8 record for the second-most victories for a Hawk team, won its second Atlantic 10 title in three seasons and advanced to the NCAA Second Round for the first time since 2004
- Four of his players have been named the Atlantic 10 Player of the Year, with the most recent being DeAndre' Bemby in 2015-16
- In 2013-14, his veteran team turned in one of the more memorable seasons in school history, adding another A-10 Championship to his résumé as SJU went 24-10 and reached the NCAA Tournament for the sixth time under Martelli, falling to eventual national champion Connecticut in overtime
- Seven players have reached the NBA, including first round draft picks DeAndre' Bemby (2016), Jameer Nelson (2004) and Delonte West (2004) and a second-round selection, Ahmad Nivins (2009). Dwayne Jones and Ronald Roberts, Jr. had NBA stints while undrafted free agent Langston Galloway earned All-Rookie Second Team honors with the New York Knicks in 2015. Nelson (New Orleans), Galloway (Detroit) and Bemby (Atlanta) are currently playing in the NBA
- In 2003-04, he guided a squad that became the most compelling story in college basketball - the Hawks went undefeated in the regular season, were the top-ranked team in the nation and earned the school's first-ever number-one seed in the NCAA Tournament, advancing to the Elite Eight
- Joined with Jameer Nelson to sweep the National Coach and Player of the Year awards in 2004, marking one of the few times in history that the top player and coach were from the same school
- Current member of the NCAA Division I Basketball Oversight Committee; previously served the game as a Past President of the NABC's Board of Directors, and the NCAA Division I Men's Basketball Ethics Coalition
- Is very involved with Coaches vs. Cancer, is the chair of the National Council, and the co-chair of the Philadelphia chapter, which is one of the largest fundraising groups in this effort in the nation
- Was the co-recipient of the Circle of Honor Award given by the American Cancer Society in 2017, honored along with Temple's Fran Dunphy
- Has spent a total of 33 years with the Hawks' program, serving as an assistant coach for 10 years prior to attaining the top job in July, 1995

MARTELLI YEAR-BY-YEAR

YEAR	OVERALL		A-10		POSTSEASON
	W	L	W	L	
1995-96	19	13	9	7	NIT Runner-up
1996-97	26	7	13	3*	NCAA Sweet 16
1997-98	11	17	3	13	
1998-99	12	18	5	11	
1999-00	13	16	7	9	
2000-01	26	7	14	2	NCAA 2nd Round
2001-02	19	12	12	4	NIT 2nd Round
2002-03	23	7	12	4	NCAA 1st Round
2003-04	30	2	16	0	NCAA Elite Eight
2004-05	24	12	14	2	NIT Runner-up
2005-06	19	14	9	7	NIT 2nd Round
2006-07	18	14	9	7	
2007-08	21	13	9	7	NCAA 1st Round
2008-09	17	15	9	7	
2009-10	11	20	5	11	
2010-11	11	22	4	12	
2011-12	20	14	9	7	NIT 1st Round
2012-13	18	14	8	8	NIT 1st Round
2013-14	24	10	11	5*	NCAA 1st Round
2014-15	13	18	7	11	
2015-16	28	8	13	5*	NCAA 2nd Round
2016-17	11	20	4	14	
2017-18	11	14	6	7	
Totals	425	307	208	163	6 NCAA, 6 NIT

* Atlantic 10 Champion

THE MARTELLI FILE

Career Record: 425-307 (23 years)
Atlantic 10 Record: 208-163
Postseason Record: 18-13 (overall); 7-7 (NCAA Tournament)

Birthdate: August 31, 1954
Hometown: Media, Pa.
Education: Widener University, 1976
Playing Career: Widener University, 1972-76
College Coaching Career: Head Coach, Saint Joseph's University, July 20, 1995 to present; Assistant Coach, Saint Joseph's, 1985-86 to 1994-95
Family: Wife, Judy; children - Phil, Jr., Jimmy, Elizabeth; grandchildren Philip Stephen, Marra, Avery, Brynley, Madalyn, Nolan and Callan

Honors: 2004 Consensus National Coach of the Year; Atlantic 10 Coach of the Year (2005, 2004, 2001, 1997); USBWA District Coach of the Year (2004, 1997); Philadelphia Big 5 Coach of the Year (2016, 2004, 1997, 1996); Honorary Doctorates - Widener University 2004, Cabrini College 2006, Immaculata University 2010

MARTELLI VS....


Duquesne	19-6
George Mason	4-2
Richmond	11-8
Rhode Island	24-15
La Salle	20-11

THE HAWK

One of the most famous mascots in college sports, the Saint Joseph's Hawk is in its 62nd year in 2017-18.

The Hawk is best known for staying in constant motion by flapping its wings throughout every basketball game and representing the Saint Joseph's motto, "The Hawk Will Never Die".

The idea for the Hawk as a mascot was originated by Jim Brennan during the 1954-55 season. Brennan, an ex-Marine and SJU cheerleader, at first wanted to secure an actual hawk, but later switched to the costume idea. The student government raised the 120 dollars needed to buy the initial costume, which Brennan donned for three years. He made his debut as the Hawk on January 4, 1956, a 69-56 win over La Salle at the Palestra. The Hawk has not missed a men's basketball game since that first season.



In addition to the constant flapping, the Hawk is also recognized by its "flying" in figure eights around the court during timeouts. The constant motion, coupled with the scrappy play of the University's athletic teams, helped to spawn the school's familiar slogan "The Hawk Will Never Die!" A few years ago, ESPN used a "flap-o-meter" on the national telecast of a Saint Joseph's game to estimate that the Hawk flaps its wings 3,500 times during a regulation game.

The Hawk is unique because it is one of the few mascots in the nation that travels to every game, and the student who holds the position gains a tuition scholarship. The student, who is selected through an interview process during the previous spring semester, also serves as a team manager for the men's basketball team and travels with the squad.

Mikaela Bakey becomes the 38th student, and the third female, to serve as the Hawk mascot. She is a senior accounting and risk management major from Mullica Hill, N.J.

SAINT JOSEPH'S

The corporate title of "Saint" Joseph's University, which has been in place since Saint Joseph's was granted university status by the Commonwealth of Pennsylvania in 1979, is the public title of the institution for all aspects of its operations.

Official reference: Saint Joseph's University
Saint Joseph's

Acceptable in headlines or informal references:

Saint Joseph's

SJU

St. Joe's

UNACCEPTABLE: St. Joseph's

For articles on the Hawks, go to
"Hawks in the News" on SJUHawks.com
<http://tinyurl.com/SJUClippings18>

Media Guide Online at SJUHawks.com
<http://tinyurl.com/SJUMediaGuide18>

ON THE AIR

TV/VIDEO: Saint Joseph's fans will be able to watch all 30 men's basketball regular-season games either on television or online via the Atlantic 10 Digital Network. The Hawks will have at least 13 games televised nationally on the ESPN Networks, NBC Sports Network and CBS Sports Network.

RADIO: Saint Joseph's University has entered into a partnership with Talk Radio 1210 WPHT AM to broadcast the majority of its men's basketball games during the 2017-18 season. Talk Radio 1210 WPHT will air 23 of the Hawks' 30 regular-season games this year, while at least two games will air on News Talk 990 AM WNTP, and others on HD Radio, 98.1 WOGL HD 2. The Saint Joseph's Sports Network team of Matt Martucci and Lunardi will return for their ninth season together, with Lunardi marking his 28th year as the color analyst.

VIDEO STREAMING: This season, live video broadcasts of many SJU games can be viewed through the Atlantic 10 Digital Network (SJUHawks.com). A subscription is necessary. (See schedule on pg. 2)

INTERNET: Information for Saint Joseph's basketball is found at SJU's athletics website, www.SJUHawks.com with statistics, updated game notes, and live in-game statistics for all Hawk home games, and selected road games. Through Hawks All-Access, fans can follow every home game through audio streaming as well as video streaming for non-televised games. All road games are covered with audio streaming while video streaming also available for most. Video features on the team will also be available on the site.

PHIL MARTELLI'S HAWKTALK RADIO SHOW: Phil Martelli's "HawkTalk" Radio Show takes place every Thursday from 7 to 8 p.m., with the broadcast live from JD McGillicuddy's in Havertown, Pa. Live streaming audio is on SJUHawks.com while the show will also be podcast on Talk Radio 1210's website for listening anytime. The show's schedule is: December 28; January 4; January 11; January 18; January 25; February 1; February 8; February 15; February 22; and March 1.



2018 Atlantic 10 Championship

March 7-11 • Capital One Arena • Washington, D.C.

FIRST ROUND – Wed., March 7 - Stadium Networks

Game 1: No. 12 Seed vs. No. 13 Seed, 6 p.m.
Game 2: No. 11 Seed vs. No. 14 Seed, 8:30 p.m.

SECOND ROUND – Thurs., March 8 - NBCSN

Game 3: No. 8 Seed vs. No. 9 Seed, Noon
Game 4: No. 5 Seed vs. Winner Game 1, 2:30 p.m.
Game 5: No. 7 Seed vs. No. 10 Seed, 6 p.m.
Game 6: No. 6 Seed vs. Winner Game 2, 8:30 p.m.

QUARTERFINALS – Fri., March 9 - NBCSN

Game 7: No. 1 Seed vs. Winner Game 3, Noon
Game 8: No. 4 Seed vs. Winner Game 4, 2:30 p.m.
Game 9: No. 2 Seed vs. Winner Game 5, 6 p.m.
Game 10: No. 3 Seed vs. Winner Game 6, 8:30 p.m.

SEMIFINALS – Sat., March 10 - CBSSN

Game 11: Winner Game 7 vs. Winner Game 8, 1:00 p.m.
Game 12: Winner Game 9 vs. Winner Game 10, 3:30 p.m.

FINAL – Sun., March 12 - CBS

Game 13: Winner Game 11 vs. Winner Game 12, TBA



Atlantic10.com
@A10MBB

CAREER HIGHS

#10 GERALD BLOUNT

PTS: 2 (2x) last vs. Dayton (1/17/18)
REB: 2 vs. Dayton (1/17/18)
FGM: 1 (2x) last at Davidson (2/6/18)
FGA: 1 (3x) last at Davidson (2/6/18)
3FGM: --
3FGA: --
FTM: 2 vs. Columbia (11/14/16)
FTA: 2 (2x) last vs. Lafayette (12/22/16)
AST: --
BLK: --
STL: 1 vs. Lafayette (12/22/16)
TO: 1 (3x) last at Dayton (2/7/17)
MIN: 4 (2x) last at Dayton (2/7/17)

#2 CHARLIE BROWN

PTS: 22 vs. Fordham (2/4/17)
REB: 9 vs. Penn (1/21/17)
FGM: 7 vs. Fordham (2/4/17)
FGA: 18 at La Salle (2/18/17)
3FGM: 6 vs. Fordham (2/4/17)
3FGA: 11 (2x) last at Dayton (2/7/17)
FTM: 7 (2x) last vs. La Salle (1/28/17)
FTA: 9 at VCU (2/14/17)
AST: 3 vs. Lafayette (12/22/16)
BLK: 2 (5x) last vs. St. Bonaventure (2/22/17)
STL: 3 (2x) last vs. NC State (11/21/16)
TO: 3 (4x) last at Duquesne (3/4/17)
MIN: 46 vs. Fordham (2/4/17)

#3 MICHAEL BOOTH

PTS: 3 (2x) last at Davidson (2/6/18)
REB: 2 vs. Lafayette (12/22/16)
FGM: 1 (2x) last at Davidson (2/6/18)
FGA: 2 vs. Lafayette (12/22/16)
3FGM: 1 (2x) last at Davidson (2/6/18)
3FGA: 1 (5x) last at Davidson (2/6/18)
FTM: 2 vs. Virginia Tech (12/22/15)
FTA: 2 (2x) last vs. Virginia Tech (12/22/15)
AST: 2 at Davidson (2/6/18)
BLK: --
STL: 1 at Fordham (2/14/18)
TO: 1 (2x) last at Rhode Island (1/3/17)
MIN: 3 vs. Lafayette (12/22/16)

#15 CHRIS CLOVER

PTS: 21 (2x) last at VCU (2/14/17)
REB: 9 at Temple (12/9/17)
FGM: 8 (2x) last at George Mason (1/10/18)
FGA: 18 at Duquesne (3/4/17)
3FGM: 4 (3x) last vs. Bucknell (11/29/17)
3FGA: 7 (2x) last at Temple (12/9/17)
FTM: 8 at Duquesne (3/4/17)
FTA: 8 at Duquesne (3/4/17)
AST: 5 vs. La Salle (1/28/17)
BLK: 1 at UIC (11/13/17)
STL: 4 vs. Sacramento State (11/26/17)
TO: 3 (3x) last vs. St. Bonaventure (2/22/17)
MIN: 40 at Duquesne (3/4/17)

#25 JAMES DEMERY

PTS: 27 at Fordham (1/7/17)
REB: 11 (3x) last at La Salle (2/3/18)
FGM: 11 vs. Fordham (1/20/18)
FGA: 25 vs. Fordham (1/20/18)
3FGM: 3 at George Mason (1/13/16)
3FGA: 4 (4x) last vs. Dayton (1/17/18)
FTM: 9 (4x) last vs. Sacramento State (11/26/17)
FTA: 15 vs. Fordham (2/4/17)
AST: 5 at La Salle (2/18/17)
BLK: 2 (2x) last vs. Penn (11/21/17)
STL: 3 (6x) last at St. Bonaventure (1/24/18)
TO: 6 (2x) last at VCU (2/14/17)
MIN: 44 vs. Fordham (2/4/17)

#22 LORENZO EDWARDS

PTS: 10 vs. Sacramento State (11/26/17)
REB: 9 vs. Sacramento State (11/26/17)
FGM: 4 vs. Sacramento State (11/26/17)
FGA: 9 vs. Sacramento State (11/26/17)
3FGM: 2 (2x) last at La Salle (2/3/18)
3FGA: 6 vs. Sacramento State (11/26/17)
FTM: 4 vs. Harvard (11/24/17)
FTA: 4 vs. Harvard (11/24/17)
AST: 1 at UIC (11/13/17)
BLK: 2 (2x) last at St. Bonaventure (1/24/18)
STL: 2 vs. Villanova (12/2/17)
TO: 1 (4x) last at Davidson (2/6/18)
MIN: 22 vs. Villanova (12/2/17)

#33 TAYLOR FUNK

PTS: 23 vs. Princeton (11/18/17)
REB: 9 (2x) last vs. Harvard (11/24/17)
FGM: 9 at UIC (11/13/17)
FGA: 17 vs. St. John's (12/20/17)
3FGM: 5 (3x) last vs. St. John's (12/20/17)
3FGA: 15 vs. St. John's (12/20/17)
FTM: 6 vs. Massachusetts (2/10/18)
FTA: 7 vs. Massachusetts (2/10/18)
AST: 3 (3x) last vs. St. Bonaventure (1/6/18)
BLK: 2 (3x) last vs. Massachusetts (2/10/18)
STL: 2 (3x) last at St. Bonaventure (1/24/18)
TO: 4 at Temple (12/9/17)
MIN: 33 (3x) last at Fordham (2/14/18)

#0 LAMARR KIMBLE

PTS: 26 vs. Loyola Chicago (11/18/16)
REB: 9 at Fordham (1/7/17)
FGM: 10 vs. Loyola Chicago (11/18/16)
FGA: 18 (4x) last at Dayton (2/7/17)
3FGM: 5 vs. Loyola Chicago (11/18/16)
3FGA: 8 (4x) last at Dayton (2/7/17)
FTM: 9 vs. Penn (1/21/17)
FTA: 11 vs. Penn (1/21/17)
AST: 10 at Dayton (2/7/17)
BLK: 1 (6x) last vs. Richmond (1/14/17)
STL: 3 vs. Lafayette (12/22/16)
TO: 9 at Massachusetts (1/18/17)
MIN: 50 vs. Fordham (2/4/17)

#23 MARKELL LODGE

PTS: 11 at Massachusetts (1/18/17)
REB: 10 at Villanova (12/3/16)
FGM: 5 (4x) last vs. St. Bonaventure (2/22/17)
FGA: 7 at Rhode Island (1/3/17)
3FGM: --
3FGA: --
FTM: 4 vs. Ole Miss (11/20/16)
FTA: 5 (2x) last vs. Fordham (2/4/17)
AST: 1 at Massachusetts (1/18/17)
BLK: 4 vs. St. Bonaventure (2/22/17)
STL: 2 at George Washington (12/30/17)
TO: 1 (12x) last at Davidson (2/6/18)
MIN: 36 vs. Fordham (2/4/17)

#12 ANTHONY LONGPRE

PTS: 11 at Massachusetts (1/14/18)
REB: 7 at Massachusetts (1/14/18)
FGM: 3 (4x) last at Massachusetts (1/14/18)
FGA: 9 at Massachusetts (1/14/18)
3FGM: 2 (6x) last at Davidson (2/6/18)
3FGA: 5 at Temple (12/9/17)
FTM: 3 at Massachusetts (1/14/18)
FTA: 4 at Massachusetts (1/14/18)
AST: 7 at Massachusetts (1/14/18)
BLK: 2 (2x) last at UIC (11/13/17)
STL: 2 vs. Bucknell (11/29/17)
TO: 3 (2x) last at Fordham (2/14/18)
MIN: 31 at Massachusetts (1/14/18)

#1 SHAVAR NEWKIRK

PTS: 30 at La Salle (2/3/18)
REB: 10 (2x) last vs. St. Bonaventure (1/6/18)
FGM: 11 vs. St. John's (12/20/17)
FGA: 23 at Massachusetts (1/14/18)
3FGM: 5 at La Salle (2/3/18)
3FGA: 14 vs. Washington St (11/23/17)
FTM: 11 (2x) last vs. St. Bonaventure (1/6/18)
FTA: 14 (2x) last vs. St. Bonaventure (1/6/18)
AST: 9 vs. Villanova (12/1/15)
BLK: 2 at Gonzaga (11/19/14)
STL: 5 vs. St. Bonaventure (1/6/18)
TO: 7 at Illinois State (12/18/16)
MIN: 43 vs. VCU (1/3/18)

#24 PIERFRANCESCO OLIVA

PTS: 22 vs. Fordham (1/20/18)
REB: 18 vs. St. John's (12/20/17)
FGM: 9 vs. Fordham (1/20/18)
FGA: 16 vs. Fordham (1/20/18)
3FGM: 3 (2x) last vs. Fordham (1/20/18)
3FGA: 7 vs. Fordham (1/20/18)
FTM: 4 (4x) last vs. VCU (1/3/18)
FTA: 8 vs. Washington St (11/23/17)
AST: 8 vs. St. Bonaventure (1/6/18)
BLK: 3 (2x) vs. Old Dominion (11/22/15)
STL: 3 at St. Bonaventure (1/24/18)
TO: 5 (2x) last at La Salle (2/3/18)
MIN: 38 at UIC (11/13/17)

#5 NICK ROBINSON

PTS: 14 vs. Richmond (1/14/17)
REB: 8 (4x) last vs. Massachusetts (2/10/18)
FGM: 5 (2x) last vs. Dayton (1/17/18)
FGA: 10 vs. Massachusetts (2/11/17)
3FGM: 2 vs. Temple (11/30/16)
3FGA: 4 at Drexel (12/11/16)
FTM: 11 vs. VCU (1/3/18)
FTA: 14 vs. VCU (1/3/18)
AST: 7 vs. Massachusetts (3/8/17)
BLK: 2 (3x) last at St. Bonaventure (1/24/18)
STL: 3 vs. Maine (12/17/17)
TO: 5 vs. St. John's (12/20/17)
MIN: 39 vs. Massachusetts (2/10/18)

#21 KYLE THOMPSON

PTS: 2 vs. Loyola Maryland (12/9/14)
REB: 2 vs. Illinois State (12/19/15)
FGM: 1 vs. Loyola Maryland (12/9/14)
FGA: 1 (5x) last at Rhode Island (1/3/17)
3FGM: --
3FGA: 1 at Fordham (2/6/16)
FTM: 2 vs. Fordham (1/20/18)
FTA: 2 (5x) last vs. Fordham (1/20/18)
AST: 1 (3x) last at Illinois State (12/18/16)
BLK: --
STL: 1 vs. Fordham (1/20/18)
TO: 2 vs. Dayton (1/17/18)
MIN: 4 vs. Lafayette (12/22/16)

#32 JAI WILLIAMS

PTS: 8 (2x) last at Dayton (2/7/17)
REB: 8 (2x) last at Saint Louis (2/25/17)
AST: 1 (2x) last vs. Massachusetts (3/8/17)
FGM: 4 at Dayton (2/7/17)
FGA: 5 vs. Rhode Island (3/1/17)
3FGM: --
3FGA: --
FTM: 4 vs. NC State (11/21/16)
FTA: 4 (2x) last at Duquesne (3/4/17)
BLK: 2 at Saint Louis (2/25/17)
STL: 2 at VCU (2/14/17)
TO: 2 (5x) last at La Salle (2/18/17)
MIN: 25 vs. La Salle (1/28/17)

SEASON HIGHS

#10 GERALD BLOUNT

PTS: 2 (2x) last at Davidson (2/6/18)
REB: 2 vs. Dayton (1/17/18)
FGM: 1 (2x) last at Davidson (2/6/18)
FGA: 1 (2x) last at Davidson (2/6/18)
3FGM: --
3FGA: --
FTM: --
FTA: --
AST: --
BLK: --
STL: --
TO: --
MIN: 2 at Davidson (2/6/18)

#2 CHARLIE BROWN

PTS: --
REB: --
FGM: --
FGA: --
3FGM: --
3FGA: --
FTM: --
FTA: --
AST: --
BLK: --
STL: --
TO: --
MIN: --

#3 MIKE BOOTH

PTS: 3 at Davidson (2/6/18)
REB: --
FGM: 1 at Davidson (2/6/18)
FGA: 1 (2x) last at Davidson (2/6/18)
3FGM: 1 at Davidson (2/6/18)
3FGA: 1 at Davidson (2/6/18)
FTM: --
FTA: --
AST: --
BLK: --
STL: 1 at Fordham (2/14/18)
TO: --
MIN: 2 at Davidson (2/6/18)

#15 CHRIS CLOVER

PTS: 19 at George Mason (1/10/18)
REB: 9 vs. Temple (12/9/17)
FGM: 8 at George Mason (1/10/18)
FGA: 14 at George Mason (1/10/18)
3FGM: 4 vs. Bucknell (11/29/17)
3FGA: 7 vs. Temple (12/9/17)
FTM: 3 (2x) last vs. Dayton (1/17/18)
FTA: 4 (3x) last vs. Dayton (1/17/18)
AST: 3 (2x) last vs. Fordham (1/20/18)
BLK: 1 at UIC (11/13/17)
STL: 4 vs. Sacramento State (11/26/17)
TO: 4 vs. St. John's (12/20/17)
MIN: 34 at Penn (1/27/18)

#25 JAMES DEMERY

PTS: 25 at UIC (11/13/17)
REB: 10 (2x) last vs. Maine (12/17/17)
FGM: 11 vs. Fordham (1/20/18)
FGA: 25 vs. Fordham (1/20/18)
3FGM: 2 (3x) last vs. Fordham (1/20/18)
3FGA: 5 vs. Princeton (11/18/17)
FTM: 9 vs. Sacramento State (11/26/17)
FTA: 10 vs. Sacramento State (11/26/17)
AST: 4 (2x) last vs. Fordham (1/20/18)
BLK: 1 (4x) last vs. Temple (12/9/17)
STL: 3 (5x) last at St. Bonaventure (1/24/18)
TO: 3 (3x) last at Davidson (2/6/18)
MIN: 40 (2x) last vs. Sacramento State (11/26/17)

#22 LORENZO EDWARDS

PTS: 10 vs. Sacramento State (11/26/17)
REB: 9 vs. Sacramento State (11/26/17)
FGM: 4 vs. Sacramento State (11/26/17)
FGA: 9 vs. Sacramento State (11/26/17)
3FGM: 2 (2x) last at La Salle (2/3/18)
3FGA: 6 vs. Sacramento State (11/26/17)
FTM: 4 vs. Harvard (11/24/17)
FTA: 4 vs. Harvard (11/24/17)
AST: 1 at UIC (11/13/17)
BLK: 2 (2x) last at St. Bonaventure (1/24/18)
STL: 2 vs. Villanova (12/2/17)
TO: 1 (4x) last at Davidson (2/6/18)
MIN: 22 vs. Villanova (12/2/17)

#33 TAYLOR FUNK

PTS: 23 vs. Princeton (11/18/17)
REB: 9 (2x) last vs. Harvard (11/24/17)
FGM: 9 at UIC (11/13/17)
FGA: 17 vs. St. John's (12/20/17)
3FGM: 5 (3x) last vs. St. John's (12/20/17)
3FGA: 15 vs. St. John's (12/20/17)
FTM: 6 vs. Massachusetts (2/10/18)
FTA: 7 vs. Massachusetts (2/10/18)
AST: 3 (3x) last vs. St. Bonaventure (1/6/18)
BLK: 2 (2x) last vs. Massachusetts (2/10/18)
STL: 2 (2x) last at St. Bonaventure (1/24/18)
TO: 4 at Temple (12/9/17)
MIN: 33 (3x) last at Fordham (2/14/18)

#0 LAMARR KIMBLE

PTS: 10 at Toledo (11/11/17)
REB: 1 at Toledo (11/11/17)
FGM: 4 at Toledo (11/11/17)
FGA: at Toledo (11/11/17)
3FGM: 2 at Toledo (11/11/17)
3FGA: 4 at Toledo (11/11/17)
FTM: --
FTA: 4 at Toledo (11/11/17)
AST: 2 at Toledo (11/11/17)
BLK: --
STL: --
TO: --
MIN: 30 at Toledo (11/11/17)

#23 MARKELL LODGE

PTS: 2 (5x) last vs. Saint Louis (1/31/18)
REB: 2 (3x) last at Davidson (2/6/18)
FGM: 1 (4x) last vs. Dayton (1/17/18)
FGA: 2 vs. Saint Louis (1/31/18)
3FGM: --
3FGA: --
FTM: --
FTA: 1 vs. Saint Louis (1/31/18)
AST: --
BLK: 1 (2x) last vs. VCU (1/3/18)
STL: 2 at George Washington (12/30/17)
TO: 1 (3x) last at Davidson (2/6/18)
MIN: 8 (2x) last vs. Saint Louis (1/31/18)

#12 ANTHONY LONGPRE'

PTS: 11 at Massachusetts (1/14/18)
REB: 7 at Massachusetts (1/14/18)
FGM: 3 (4x) last at Massachusetts (1/14/18)
FGA: 9 at Massachusetts (1/14/18)
3FGM: 2 (6x) last at Davidson (2/6/18)
3FGA: 5 at Temple (12/9/17)
FTM: 3 at Massachusetts (1/14/18)
FTA: 4 at Massachusetts (1/14/18)
AST: 7 at Massachusetts (1/14/18)
BLK: 2 (2x) last at UIC (11/13/17)
STL: 2 vs. Bucknell (11/29/17)
TO: 3 at Massachusetts (1/14/18)
MIN: 31 at Massachusetts (1/14/18)

#1 SHAVAR NEWKIRK

PTS: 30 at La Salle (2/3/18)
REB: 10 (2x) last vs. St. Bonaventure (1/6/18)
FGM: 11 vs. St. John's (12/20/17)
FGA: 23 at Massachusetts (1/14/18)
3FGM: 5 at La Salle (2/3/18)
3FGA: 14 vs. Washington St. (11/23/17)
FTM: 11 (2x) last vs. St. Bonaventure (1/6/18)
FTA: 14 (2x) last vs. St. Bonaventure (1/6/18)
AST: 7 (2x) last at Fordham (2/14/18)
BLK: 1 (4x) last vs. Saint Louis (1/31/18)
STL: 5 vs. St. Bonaventure (1/6/18)
TO: 4 vs. Saint Louis (1/31/18)
MIN: 43 vs. VCU (1/3/18)

#24 PIERFRANCESCO OLIVA

PTS: 22 vs. Fordham (1/20/18)
REB: 18 vs. St. John's (12/20/17)
FGM: 9 vs. Fordham (1/20/18)
FGA: 16 vs. Fordham (1/20/18)
3FGM: 3 vs. Fordham (1/20/18)
3FGA: 7 vs. Fordham (1/20/18)
FTM: 4 (2x) last vs. VCU (1/3/18)
FTA: 8 vs. Washington St. (11/23/17)
AST: 8 vs. St. Bonaventure (1/6/18)
BLK: 2 vs. St. Bonaventure (1/6/18)
STL: 3 at St. Bonaventure (1/24/18)
TO: 5 (2x) last at La Salle (2/3/18)
MIN: 38 at UIC (11/13/17)

#5 NICK ROBINSON

PTS: 13 (3x) last at St. Bonaventure (1/24/18)
REB: 8 (2x) last vs. Massachusetts (2/10/18)
FGM: 5 vs. Dayton (1/17/18)
FGA: 9 vs. Dayton (1/17/18)
3FGM: 2 vs. St. John's (12/20/17)
3FGA: 2 (4x) last vs. Fordham (1/20/18)
FTM: 11 vs. VCU (1/3/18)
FTA: 14 vs. VCU (1/3/18)
AST: 6 vs. Saint Louis (1/31/18)
BLK: 2 at St. Bonaventure (1/24/18)
STL: 3 vs. Maine (12/17/17)
TO: 5 vs. St. John's (12/20/17)
MIN: 36 vs. Saint Louis (1/31/18)

#21 KYLE THOMPSON

PTS: --
REB: --
FGM: --
FGA: 1 at Davidson (2/6/18)
3FGM: --
3FGA: --
FTM: 2 vs. Fordham (1/20/18)
FTA: 2 vs. Fordham (1/20/18)
AST: --
BLK: --
STL: 1 vs. Fordham (1/20/18)
TO: 1 vs. Dayton (1/17/18)
MIN: 3 at Davidson (2/6/18)

#32 JAI WILLIAMS

PTS: 6 vs. Saint Louis (1/31/18)
REB: 2 at George Washington (12/30/17)
FGM: 3 vs. Saint Louis (1/31/18)
FGA: 4 vs. Saint Louis (1/31/18)
3FGM: --
3FGA: --
FTM: 2 vs. Harvard (11/24/17)
FTA: 2 vs. (2x) last vs. Sacramento State (11/26/17)
AST: --
BLK: 1 (2x) last vs. Bucknell (11/29/17)
STL: --
TO: 1 vs. Saint Louis (1/31/18)
MIN: 8 at George Washington (12/30/17)

2017-18 SAINT JOSEPH'S BASKETBALL • 14

BOXSCORES

Game 1: November 11, 2017 - Savage Arena - Toledo, Ohio
Toledo 98 - SJU 87

Saint Joseph's 0-1		Totals															
##	Player	fg	fga	3-pt	fga	ft	fta	rebounds			pf	tp	a	to	blk	s	min
								of	de	tot							
12	LONGPRE', A	2	4	2	4	0	1	1	5	6	4	6	2	1	2	0	18
24	OLIVA, P	3	8	1	2	0	1	2	4	6	4	7	1	1	1	0	32
25	DEMERY, James	6	9	1	2	3	7	2	1	3	1	16	1	0	0	0	26
00	KIMBLE, Lamarr	4	11	2	4	0	1	0	1	1	2	10	2	0	0	0	30
01	NEWKIRK, Shavar	6	12	2	3	7	9	0	2	2	2	21	1	0	3	20	
05	ROBINSON, Nick	1	6	0	1	1	1	1	1	2	4	3	4	1	0	1	22
15	CLOVER, Chris	4	7	0	2	0	0	1	4	5	2	8	1	1	0	1	23
33	FUNK, Taylor	6	13	4	8	0	0	3	3	6	4	16	1	2	1	9	
	TEAM																
	Totals.....	32	70	12	26	11	20	10	21	31	23	87	13	6	5	6	201

TOTAL FG% 1st Half: 14-39 35.9% 2nd Half: 18-31 58.1% Game: 45.7% DEADBALL REBOUNDS 2
3-Pt. FG% 1st Half: 5-14 35.7% 2nd Half: 7-12 58.3% Game: 46.2%
F Throw % 1st Half: 3-7 42.9% 2nd Half: 8-13 61.5% Game: 55.0%

Toledo 1-0

Toledo 1-0		Totals															
##	Player	fg	fga	3-pt	fga	ft	fta	rebounds			pf	tp	a	to	blk	s	min
								of	de	tot							
02	ADWAY, Taylor	2	4	0	1	1	2	1	5	6	2	5	0	3	3	0	20
35	NAVIGATO, Nate	6	11	5	10	5	5	0	5	5	3	22	2	0	1	0	36
03	JACKSON, M	3	4	2	2	1	2	1	3	4	3	9	4	1	0	0	25
04	FLETCHER, T	2	9	1	3	8	10	1	6	7	4	13	4	5	0	1	34
13	SANFORD, Jaelan	11	16	4	6	5	6	1	3	4	1	31	8	0	0	1	39
01	ROSE JR, Dwayne	0	1	0	0	0	0	0	0	0	0	1	0	0	0	0	6
05	ROBERTS, Justin	0	1	0	0	0	0	0	0	0	1	0	0	0	0	0	2
21	ALDERSON, Dylan	3	4	2	3	0	0	1	3	4	1	8	1	1	0	2	19
30	KNAPKE, Luke	3	6	0	0	4	4	0	7	7	4	10	1	2	1	0	19
	Team																
	Totals.....	30	56	14	25	24	29	8	35	43	19	98	21	12	5	4	200

TOTAL FG% 1st Half: 17-34 50.0% 2nd Half: 13-22 59.1% Game: 53.6% DEADBALL REBOUNDS 2
3-Pt. FG% 1st Half: 7-12 58.3% 2nd Half: 7-13 53.8% Game: 56.0%
F Throw % 1st Half: 4-4 100% 2nd Half: 20-25 80.0% Game: 82.8%

Officials: Jim Schipper, Darryl Smith, Bo Boroski
Technical fouls: Saint Joseph's-None. Toledo-None.
Attendance: 3,609

Score by Periods

	1st	2nd	Total
Saint Joseph's	36	51	87
Toledo	45	53	98

Game 2: November 13, 2017 - UIC Pavilion - Chicago, Ill.
SJU 86 - UIC 82 - OT

Saint Joseph's 1-1

Saint Joseph's 1-1		Totals															
##	Player	fg	fga	3-pt	fga	ft	fta	rebounds			pf	tp	a	to	blk	s	min
								of	de	tot							
12	LONGPRE', A	1	6	0	1	0	0	1	3	4	2	2	5	1	2	0	23
24	OLIVA, P	5	8	0	1	1	1	3	4	7	3	11	4	2	1	2	38
25	DEMERY, James	10	20	1	3	4	7	2	3	5	2	25	2	2	1	3	40
1	NEWKIRK, Shavar	5	13	0	4	6	7	0	0	0	2	16	5	2	1	1	28
15	CLOVER, Chris	0	3	0	1	0	2	1	4	5	3	0	2	3	1	1	20
22	EDWARDS, Lorenzo	1	3	1	3	0	0	0	2	2	1	3	1	1	0	0	11
32	WILLIAMS, Jai	0	2	0	0	0	0	0	0	0	0	0	0	0	0	0	4
33	FUNK, Taylor	9	15	4	8	0	0	4	5	9	4	22	2	1	0	2	30
5	ROBINSON, Nick	3	5	1	1	0	0	0	6	6	2	7	1	2	1	1	31
	TEAM																
	Totals.....	34	75	7	22	11	17	14	31	45	19	86	22	15	7	10	225

TOTAL FG% 1st Half: 18-35 51.4% 2nd Half: 13-31 41.9% Game: 45.3% DEADBALL REBOUNDS 4
3-Pt. FG% 1st Half: 4-8 50.0% 2nd Half: 3-11 27.3% Game: 31.8%
F Throw % 1st Half: 2-2 100% 2nd Half: 3-8 37.5% Game: 64.7%

UIC 1-1

UIC 1-1		Totals															
##	Player	fg	fga	3-pt	fga	ft	fta	rebounds			pf	tp	a	to	blk	s	min
								of	de	tot							
10	DIXSON, Dikembe	7	16	5	9	4	6	0	4	4	2	23	0	4	0	3	40
13	BLOUNT, Jordan	0	2	0	0	0	0	0	3	3	1	0	3	1	4	0	19
21	ODIASE, Tai	5	8	0	0	0	0	5	4	9	4	10	0	2	1	0	24
15	BOAHEN, Godwin	3	11	0	3	1	2	0	3	3	5	7	3	0	0	2	34
4	FERGUSON, Tarkus	5	13	3	9	2	2	1	4	5	0	15	7	1	1	1	37
0	MATTHEWS, D	1	5	0	3	2	2	0	1	1	1	4	1	1	0	1	14
1	OTTEY, Marcus	7	13	1	5	2	5	2	3	5	2	17	2	2	0	2	30
2	DIGGINS, Michael	0	0	0	0	0	0	1	0	1	0	0	0	0	0	0	3
3	WILEY, Jacob	0	1	0	0	0	0	0	0	0	0	0	0	0	0	1	3
32	ROBINSON, Clint	2	5	0	1	2	5	3	5	8	1	6	1	1	0	0	21
	TEAM																
	Totals.....	30	74	9	30	13	22	15	29	44	16	82	17	12	6	10	225

TOTAL FG% 1st Half: 16-35 45.7% 2nd Half: 12-34 35.3% Game: 40.5% DEADBALL REBOUNDS 7
3-Pt. FG% 1st Half: 5-14 35.7% 2nd Half: 3-14 21.4% Game: 30.0%
F Throw % 1st Half: 3-6 50.0% 2nd Half: 7-12 58.3% Game: 59.1%

Officials: Chris Beaver, Kevin Ferguson, Ray Perone
Technical fouls: Saint Joseph's-None. UIC-None.
Attendance: 3,175

Score by Periods

	1st	2nd	OT	Total
Saint Joseph's	42	32	12	86
UIC	40	34	8	82

Game 3: November 18, 2017 - Hagan Arena
SJU 71 - Princeton 58

Princeton 0-3

Princeton 0-3		Totals															
##	Player	fg	fga	3-pt	fga	ft	fta	rebounds			pf	tp	a	to	blk	s	min
								of	de	tot							
04	LeBLANC, Mike	1	5	1	5	0	0	0	4	4	2	3	2	2	0	0	27
35	BRENNAN, Alec	1	3	0	1	0	0	1	0	1	1	2	0	0	0	0	17
03	CANNADY, Devin	8	13	6	10	0	0	0	2	2	3	22	0	2	0	0	36
05	BELL, Amir	4	9	1	5	6	7	0	6	6	3	15	4	1	0	1	38
12	STEPHENS, Myles	6	9	1	2	0	0	2	6	8	1	13	2	3	0	0	36
00	YOUNG, Aaron	1	6	1	5	0	0	0	1	1	2	3	2	0	0	0	23
02	MORALES, Jose	0	0	0	0	0	0	0	0	0	0	0	0	0	0	0	1
15	SCHWEIGER, Ryan	0	5	0	3	0	0	0	0	0	0	1	0	1	0	0	15
31	BRAMLAGE, Noah	0	0	0	0	0	0	0	0	0	0	0	0	0	0	0	1
33	MUCH, Sebastian	0	1	0	1	0	0	0	1	1	4	0	0	0	0	0	6
	TEAM																
	Totals.....	21	51	10	32	6	7	3	22	25	18	58	11	9	0	1	200

TOTAL FG% 1st Half: 10-25 40.0% 2nd Half: 11-26 42.3% Game: 41.2% DEADBALL REBOUNDS 4
3-Pt. FG% 1st Half: 7-16 43.8% 2nd Half: 3-15 20.0% Game: 31.3%
F Throw % 1st Half: 4-4 100% 2nd Half: 2-3 66.7% Game: 85.7%

Saint Joseph's 2-1

Saint Joseph's 2-1		Totals															
##	Player	fg	fga	3-pt	fga	ft	fta	rebounds			pf	tp	a	to	blk	s	min
								of	de	tot							
12	LONGPRE', A	1	2	1	1	1	0	6	6	0	10	2	0	1	0	0	25
24	OLIVA, P	3	5	0	2	1	2	1	7	8	3	7	3	0	0	0	30
25	DEMERY, James	4	10	1	5	4	6	1	2	3	2	13	1	2	1	2	36
01	NEWKIRK, Shavar	4	10	2	6	1	2	0	4	4	2	11	1	1	0	0	31
15	CLOVER, Chris	2	10	1	6	0	2	1	1	2	1	5	1	0	0	1	28
05	ROBINSON, Nick	1	3	0	0	0	0	1	3	4	2	2	0	0	0	0	23
22	EDWARDS, Lorenzo	0	0	0	0	0	0	1	0	1	0	0	0	0	0	0	3
33	FUNK, Taylor	7	8	5	6	4	4	0	1	1	1	23	1	1	0	1	24
	TEAM																
	Totals.....	25	53	10	27	11	17	5	25	30	13	71	11	4	2	4	200

TOTAL FG% 1st Half: 12-29 41.4% 2nd Half: 13-24 54.2% Game: 47.2% DEADBALL REBOUNDS 6
3-Pt. FG% 1st Half: 6-16 37.5% 2nd Half: 4-11 36.4% Game: 37.0%
F Throw % 1st Half: 2-5 40.0% 2nd Half: 9-12 75.0% Game: 64.7%

Officials: Ray Styons, Lamar Simpson, Clarence Armstrong
Technical fouls: Princeton-None. Saint Joseph's

2017-18 SAINT JOSEPH'S BASKETBALL • 15

BOXSCORES

Game 5: November 24, 2017 - Titan Gym - Fullerton, Calif.

Wooden Legacy
Harvard 75 - SJU 71

Harvard 3-3	tot-fg		3-pt		rebounds		of		de	tot	pf	tp	a	to	blk	s	min
	fg	fga	fg	fga	ft	fta	of	de									
## Player	fg	fga	fg	fga	ft	fta	of	de	tot	pf	tp	a	to	blk	s	min	
00 Lewis, Chris	f	9	12	0	0	3	6	9	4	21	1	1	1	0	0	29	
35 Baker, Robert	f	4	9	3	7	5	0	11	11	3	14	2	2	3	1	34	
05 Haskett, Rio	g	2	8	1	4	1	2	0	1	4	6	1	2	0	1	29	
11 Aiken, Bryce	g	5	13	1	5	10	12	0	2	2	0	21	8	1	0	38	
20 Basse, Justin	g	1	4	1	3	0	0	1	3	4	5	3	5	1	0	24	
22 Juzang, Christian	g	0	0	0	0	0	0	0	0	0	0	0	0	1	0	2	
30 Djuricic, Danilo	1	4	0	3	1	2	0	0	4	3	0	0	0	0	0	11	
33 Farley, Reed	1	3	1	3	0	0	3	2	5	1	3	1	1	0	0	22	
44 Welsh, Henry	3	3	0	0	0	0	0	1	1	2	6	0	2	0	0	11	
TEAM							4	4									
Totals.....	26	56	7	25	18	25	7	30	37	23	77	18	11	3	3	200	

TOTAL FG% 1st Half: 12-27 44.4% 2nd Half: 14-29 48.3% Game: 46.4% DEADBALL
 3-Pt. FG% 1st Half: 2-12 16.7% 2nd Half: 5-13 38.5% Game: 28.0% REBOUNDS
 F Throw % 1st Half: 8-12 66.7% 2nd Half: 10-13 76.9% Game: 72.0% 1

Saint Joseph's 2-3

Saint Joseph's 2-3	tot-fg		3-pt		rebounds		of		de	tot	pf	tp	a	to	blk	s	min
	fg	fga	fg	fga	ft	fta	of	de									
## Player	fg	fga	fg	fga	ft	fta	of	de	tot	pf	tp	a	to	blk	s	min	
12 LONGPRE', A	f	2	3	2	2	0	0	1	1	3	6	0	2	0	0	12	
24 OLIVA, P	f	6	9	0	1	4	7	2	6	8	4	16	2	1	0	25	
25 DEMERY, James	f	7	18	1	4	3	6	5	5	10	2	18	2	0	0	39	
01 NEWKIRK, Shavar	g	2	8	0	2	5	8	1	1	2	4	9	3	3	0	23	
15 CLOVER, Chris	g	1	7	0	3	0	2	0	0	1	2	1	0	0	0	15	
05 ROBINSON, Nick	0	1	0	1	0	0	0	0	1	3	0	3	0	0	0	26	
22 EDWARDS, Lorenzo	1	3	1	3	4	4	3	4	7	2	7	0	1	0	1	18	
23 LODGE, Markell	0	0	0	0	0	0	0	0	0	0	0	0	0	0	0	0+	
32 WILLIAMS, Jai	0	0	0	0	2	2	0	1	1	1	2	0	0	1	0	7	
33 FUNK, Taylor	3	12	3	10	2	2	2	7	9	4	11	3	0	0	0	28	
TEAM							1	2	3								
Totals.....	22	61	7	26	20	31	14	28	42	24	71	13	10	2	6	200	

TOTAL FG% 1st Half: 8-30 26.7% 2nd Half: 14-31 45.2% Game: 36.1% DEADBALL
 3-Pt. FG% 1st Half: 2-14 14.3% 2nd Half: 5-12 41.7% Game: 26.9% REBOUNDS
 F Throw % 1st Half: 10-13 76.9% 2nd Half: 10-18 55.6% Game: 64.5% 7

Officials: Rick Batsell, Michael Irving, Ed Crenshaw
 Technical fouls: Harvard-None. Saint Joseph's-None.
 Attendance: 2,513

Score by Periods

1st	2nd	Total	
Harvard	34	43	77
Saint Joseph's	28	43	71

Game 7: November 29, 2017 - Hagan Arena

SJU 83 - Bucknell 70

Bucknell 3-5	tot-fg		3-pt		rebounds		of		de	tot	pf	tp	a	to	blk	s	min
	fg	fga	fg	fga	ft	fta	of	de									
## Player	fg	fga	fg	fga	ft	fta	of	de	tot	pf	tp	a	to	blk	s	min	
13 MOORE, Bruce	f	2	11	0	4	1	2	4	0	4	4	5	1	0	0	0	26
23 THOMAS, Zach	f	3	15	1	5	8	10	3	16	19	2	15	1	2	1	0	34
20 FOULLAND, Nana	c	8	16	0	0	1	7	5	5	10	3	17	0	1	1	1	33
02 BROWN, Stephen	g	6	14	2	6	1	1	2	3	5	3	15	1	1	0	0	31
03 SOTOS, Jimmy	g	2	6	0	3	0	0	0	6	6	3	4	4	0	0	2	27
04 SESTINA, Nate	2	3	0	0	1	3	1	3	4	2	5	1	0	0	0	13	
12 MEEKS, John	3	5	0	1	0	0	0	0	0	0	3	6	1	1	0	0	11
14 ROBERTSON, Ben	0	0	0	0	0	0	0	0	0	0	0	0	0	0	0	0	3
15 JONES, Nate	0	3	0	2	0	0	0	0	0	1	0	0	0	0	0	0	10
22 O'REILLY, Matt	1	6	1	6	0	0	0	0	0	1	3	0	1	0	0	0	12
TEAM							2	1	3								
Totals.....	27	79	4	27	12	23	17	34	51	22	70	9	6	2	3	200	

TOTAL FG% 1st Half: 9-36 25.0% 2nd Half: 18-43 41.9% Game: 34.2% DEADBALL
 3-Pt. FG% 1st Half: 2-16 12.5% 2nd Half: 5-10 50.0% Game: 14.8% REBOUNDS
 F Throw % 1st Half: 7-13 53.8% 2nd Half: 5-10 50.0% Game: 52.2% 6

Saint Joseph's 4-3

Saint Joseph's 4-3	tot-fg		3-pt		rebounds		of		de	tot	pf	tp	a	to	blk	s	min
	fg	fga	fg	fga	ft	fta	of	de									
## Player	fg	fga	fg	fga	ft	fta	of	de	tot	pf	tp	a	to	blk	s	min	
12 LONGPRE', A	f	1	4	1	3	1	2	0	3	3	2	4	0	2	1	2	28
24 OLIVA, P	f	1	4	1	2	2	2	3	7	10	2	5	5	1	1	1	32
25 DEMERY, James	f	8	18	0	3	4	6	3	5	8	1	20	0	0	0	0	36
01 NEWKIRK, Shavar	g	5	16	2	5	7	7	1	9	10	2	19	6	0	0	1	33
15 CLOVER, Chris	g	6	11	4	6	1	2	1	4	5	1	17	0	2	0	0	29
03 BOOTH, Michael	0	0	0	0	0	0	0	0	0	0	0	0	0	0	0	0	1
05 ROBINSON, Nick	4	7	1	2	0	2	0	5	5	4	9	2	0	1	0	1	16
21 THOMPSON, Kyle	0	0	0	0	0	0	0	0	0	0	0	0	0	0	0	0	1
22 EDWARDS, Lorenzo	0	0	0	0	0	1	0	3	3	2	0	0	0	1	0	5	
32 WILLIAMS, Jai	0	0	0	0	0	0	0	0	0	0	0	0	0	1	0	2	
33 FUNK, Taylor	3	8	1	4	2	2	1	0	1	2	9	2	1	1	0	17	
TEAM							4	4									
Totals.....	28	68	10	25	17	24	9	40	49	16	83	15	6	6	4	200	

TOTAL FG% 1st Half: 14-38 36.8% 2nd Half: 14-30 46.7% Game: 41.2% DEADBALL
 3-Pt. FG% 1st Half: 6-16 37.5% 2nd Half: 4-9 44.4% Game: 40.0% REBOUNDS
 F Throw % 1st Half: 6-8 75.0% 2nd Half: 11-16 68.8% Game: 70.8% 4

Officials: Tim Clougherty, Louis Andrakakos, A.J. Desai
 Technical fouls: Bucknell-None. Saint Joseph's-None.
 Attendance: 3,783

Score by Periods

1st	2nd	Total	
Bucknell	27	43	70
Saint Joseph's	40	43	83

Game 6: November 26, 2017 - Titan Gym - Fullerton, Calif.

Wooden Legacy
SJU 74 - Sacramento State 69

Saint Joseph's 3-3	tot-fg		3-pt		rebounds		of		de	tot	pf	tp	a	to	blk	s	min
	fg	fga	fg	fga	ft	fta	of	de									
## Player	fg	fga	fg	fga	ft	fta	of	de	tot	pf	tp	a	to	blk	s	min	
12 LONGPRE', A	f	0	3	0	2	0	0	0	0	1	0	0	0	0	0	0	14
24 OLIVA, P	f	0	1	0	1	2	1	2	3	3	1	2	2	0	1	1	20
25 DEMERY, James	f	3	9	0	2	9	10	0	2	2	2	15	0	2	0	3	40
01 NEWKIRK, Shavar	g	5	12	1	5	11	14	1	3	4	1	22	4	5	0	3	30
15 CLOVER, Chris	g	2	5	1	3	2	4	1	1	2	3	7	0	2	0	4	24
05 ROBINSON, Nick	1	5	0	1	1	1	1	5	6	2	3	2	1	0	2	30	
22 EDWARDS, Lorenzo	4	9	2	6	0	0	5	4	9	4	10	0	0	0	0	21	
32 WILLIAMS, Jai	0	0	0	0	1	2	0	0	0	0	1	0	0	0	0	1	
33 FUNK, Taylor	6	10	3	6	0	0	2	4	6	2	15	1	1	0	0	20	
TEAM							1	1									
Totals.....	21	54	7	26	25	33	11	22	33	18	74	9	13	0	13	200	

TOTAL FG% 1st Half: 9-27 33.3% 2nd Half: 12-27 44.4% Game: 38.9% DEADBALL
 3-Pt. FG% 1st Half: 2-12 16.7% 2nd Half: 5-14 35.7% Game: 26.9% REBOUNDS
 F Throw % 1st Half: 12-16 75.0% 2nd Half: 13-17 76.5% Game: 75.8% 6

Sacramento State 1-6

Sacramento State 1-6	tot-fg		3-pt		rebounds		of		de	tot	pf	tp	a	to	blk	s	min
	fg	fga	fg	fga	ft	fta	of	de									
## Player	fg	fga	fg	fga	ft	fta	of	de	tot	pf	tp	a	to	blk	s	min	
03 STRINGS, Justin	f	7	16	0	4	6	9	1	4	5	3	20	4	2	0	0	36
23 FOWLER, Bryce	f	3	5	0	2	0	0	3	1	4	1	6	1	2	1	1	26
30 PATTON, Joshua	f	4	6	0	0	7	8	3	4	7	4	15	0	2	0	0	32
02 M.LE'AF, Izayah	g	3	7	0	4	1	2	0	9	9	4	7	6	4	0	0	35
14 WU, Jeff	g	3	7	2	4	1	2	0	2	2	4	9	1	1	0	0	22
01 JACOBS, Chibueze	0	0	0	0	0	0	0	0	0	0	0	0	0	0	0	0	3
11 HICKS, Kevin	1	4	1	3	0	0	0	2	2	1	3	1	1	0	1	15	25
12 TOLBERT, Jordan	3	7	3	4	0	0	1	2	3	2	9	6	2	0	0	0	17
25 MARTIN, Calvin	0	1	0	0	0	0	1	0	1	2	0	0	0	0	0	0	4
TEAM							1	1	2	1							
Totals.....	24	53	6	21	15	21	10	25	35	22	69	19	17	3	2	200	

TOTAL FG% 1st Half: 14-2

BOXSCORES

**Game 9: December 9, 2017 - Hagan Arena
Temple 81 - SJU 78**

Saint Joseph's 4-5 (0-2 Big 5)

##	Player	tot-fg		3-pt		rebounds			pf	tp	a	to	blk	s	min		
		fg	fga	fg	fga	of	de	tot									
12	LONGPRE', Anthony	3	8	2	5	0	0	0	6	6	2	8	1	0	0	19	
24	OLIVA, Pierfrancesco	2	6	0	0	0	3	5	6	11	3	4	5	2	0	0	27
25	DEMERY, James	f	7	9	1	2	0	3	1	3	4	1	15	4	1	36	
01	NEWKIRK, Shavar	g	4	13	2	3	8	10	2	2	4	0	18	6	2	0	34
15	CLOVER, Chris	g	6	13	2	7	3	4	2	7	9	3	17	3	0	0	33
05	ROBINSON, Nick	0	2	0	2	1	2	0	2	2	4	1	0	0	1	0	14
22	EDWARDS, Lorenzo	0	3	0	2	0	0	0	1	1	0	0	0	1	2	0	11
33	FUNK, Taylor	5	6	5	6	0	0	0	5	5	0	15	0	4	0	0	26
	TEAM							1	1								
	Totals.....	27	60	12	27	12	22	10	33	43	13	78	19	13	4	2	200

TOTAL FG% 1st Half: 10-25 40.0% 2nd Half: 17-35 48.6% Game: 45.0% DEADBALL REBOUNDS 4
3-Pt. FG% 1st Half: 5-13 38.5% 2nd Half: 7-14 50.0% Game: 44.4%
F Throw % 1st Half: 4-6 66.7% 2nd Half: 8-16 50.0% Game: 54.5%

Temple 6-2 (1-1 Big 5)

##	Player	tot-fg		3-pt		rebounds			pf	tp	a	to	blk	s	min			
		fg	fga	fg	fga	of	de	tot										
00	ENECHIONYA, Obi	f	1	8	0	2	2	2	0	6	6	4	4	1	0	1	0	23
24	AFLAKPUI, Ernest	c	5	6	0	0	2	4	4	2	6	2	12	0	1	0	0	21
01	BROWN, Josh	g	3	10	0	2	7	8	1	5	6	2	13	4	0	0	0	35
03	ALSTON, JR., Shizz	g	7	15	5	8	1	2	2	2	4	4	20	1	2	0	1	34
13	ROSE, Quinton	g	6	13	2	5	1	1	1	10	11	2	15	4	2	1	2	37
02	MOORE II, Alani	3	9	2	7	0	0	0	1	2	3	2	8	2	0	0	2	23
22	PERRY, De'Vondre	3	6	2	4	1	2	0	2	2	3	9	1	2	1	1	21	
23	FUNK, Damion	0	0	0	0	0	0	0	0	0	0	0	0	0	0	1	2	6
	TEAM							1	1									
	Totals.....	28	67	11	28	14	19	10	29	39	19	81	13	6	4	8	200	

TOTAL FG% 1st Half: 15-34 44.1% 2nd Half: 13-33 39.4% Game: 41.8% DEADBALL REBOUNDS 1
3-Pt. FG% 1st Half: 7-14 50.0% 2nd Half: 4-14 28.6% Game: 39.3%
F Throw % 1st Half: 3-5 60.0% 2nd Half: 11-14 78.6% Game: 73.7%

Officials: Roger Ayers, Olandis Poole, Garrick Shannon
Technical foul:s: Saint Joseph's-None. Temple-None.
Attendance: 7288

Score by Periods	1st	2nd	Total
Saint Joseph's	29	49	78
Temple	40	41	81

**Game 10: December 17, 2017 - Hagan Arena
SJU 72 - Maine 59**

Maine 3-9

##	Player	tot-fg		3-pt		rebounds			pf	tp	a	to	blk	s	min			
		fg	fga	fg	fga	of	de	tot										
00	FLEMING, Andrew	f	1	7	0	0	0	0	2	9	11	3	2	1	4	1	0	30
01	CALIXTE, Aaron	g	5	13	2	5	2	2	1	1	2	4	14	3	5	0	1	31
04	MAJSTOROVIC, D	g	1	5	1	5	0	0	2	2	4	2	3	1	2	1	0	31
14	WHITE, Isaiah	g	8	14	5	7	0	0	2	7	9	3	21	0	3	1	1	31
33	ER, Ilker	g	5	11	3	6	0	0	1	8	9	5	13	2	0	0	0	27
02	ARAUJO, Celio	0	0	0	0	0	0	0	0	1	1	0	0	2	2	0	0	8
05	EVANS, Danny	1	3	0	1	0	0	0	0	1	1	2	2	0	0	0	0	11
11	STOJILKOVIC, Ilija	0	1	0	1	0	0	0	1	3	4	0	0	2	0	0	0	14
13	ANTOMS, Miks	0	0	0	0	0	0	0	0	0	0	0	0	0	0	0	0	1
15	LOWNDES JR., Vernon	0	2	0	2	0	0	0	0	0	0	0	0	0	0	0	0	3
32	ASHLEY, Dennis	2	8	0	5	0	0	0	0	4	4	0	4	1	1	0	0	13
	TEAM							2	2									
	Totals.....	23	64	11	32	2	2	9	38	47	19	59	12	17	3	2	200	

TOTAL FG% 1st Half: 9-29 31.0% 2nd Half: 14-35 40.0% Game: 35.9% DEADBALL REBOUNDS 1
3-Pt. FG% 1st Half: 7-16 43.8% 2nd Half: 4-16 25.0% Game: 34.4%
F Throw % 1st Half: 2-2 100% 2nd Half: 0-0 0.0% Game: 100%

Saint Joseph's 5-5

##	Player	tot-fg		3-pt		rebounds			pf	tp	a	to	blk	s	min			
		fg	fga	fg	fga	of	de	tot										
12	LONGPRE', A	f	2	7	1	3	0	0	1	4	5	1	5	1	0	0	1	20
24	OLIVA, P	f	2	5	1	3	1	3	2	6	8	1	6	2	1	1	1	31
25	DEMERY, James	f	7	16	0	1	5	9	4	6	10	1	19	0	1	1	1	36
01	NEWKIRK, Shavar	g	6	18	3	8	4	5	0	2	2	2	19	4	0	0	2	32
15	CLOVER, Chris	g	2	8	0	2	1	2	0	3	3	1	5	0	0	0	2	29
03	BOOTH, Michael	0	0	0	0	0	0	0	0	1	1	0	0	0	0	0	0	1
05	ROBINSON, Nick	3	4	0	1	2	3	1	6	7	2	8	1	1	0	3	22	
11	FREEMAN, Toliver	0	0	0	0	0	0	0	0	0	0	0	0	0	0	0	0	1
21	THOMPSON, Kyle	0	0	0	0	0	0	0	0	0	0	0	0	0	0	0	0	1
22	EDWARDS, Lorenzo	0	0	0	0	0	0	0	0	1	1	0	0	0	0	0	0	1
33	FUNK, Taylor	4	12	1	7	1	1	1	1	2	3	0	10	1	0	1	1	26
	TEAM							2	1	3								
	Totals.....	26	70	6	25	14	23	11	32	43	8	72	9	3	3	11	201	

TOTAL FG% 1st Half: 10-31 32.3% 2nd Half: 16-39 41.0% Game: 37.1% DEADBALL REBOUNDS 3
3-Pt. FG% 1st Half: 2-8 25.0% 2nd Half: 4-17 23.5% Game: 24.0%
F Throw % 1st Half: 8-12 66.7% 2nd Half: 6-11 54.5% Game: 60.9%

Officials: Ed Corbett, Bill Covington, Jr., Lamar Simpson
Technical foul:s: Maine-None. Saint Joseph's-None.
Attendance: 3,551

Score by Periods	1st	2nd	Total
Maine	27	32	59
Saint Joseph's	30	42	72

**Game 11: December 20, 2017 - Mohegan Sun Arena - Uncasville, Conn.
Basketball Hall of Fame Holiday Showcase
St. John's 77 - SJU 73**

St. John's 10-2

##	Player	tot-fg		3-pt		rebounds			pf	tp	a	to	blk	s	min			
		fg	fga	fg	fga	of	de	tot										
01	AHMED, Bashir	f	6	12	2	5	2	4	1	4	5	2	16	0	2	0	3	33
11	OWENS, Tariq	f	3	7	0	0	1	2	2	5	7	1	7	2	3	5	0	35
13	CLARK II, Marvin	f	2	7	2	4	2	2	0	3	3	4	8	0	1	0	0	17
02	PONDOS, Shamorie	g	9	15	2	7	8	11	0	7	7	1	28	4	5	1	2	40
05	SIMON, Justin	g	3	7	0	1	5	9	2	9	11	3	11	9	1	1	0	40
12	TRIMBLE JR, Bryan	1	6	1	5	0	0	0	0	2	2	3	1	0	0	1	15	
14	YAKWE, Kassoum	2	4	0	0	0	0	0	0	0	0	2	4	0	1	1	0	20
	TEAM							1	1									
	Totals.....	26	58	7	22	18	28	5	31	36	15	77	16	13	8	6	200	

TOTAL FG% 1st Half: 14-30 46.7% 2nd Half: 12-28 42.9% Game: 44.8% DEADBALL REBOUNDS 3
3-Pt. FG% 1st Half: 5-15 33.3% 2nd Half: 2-7 28.6% Game: 31.8%
F Throw % 1st Half: 11-16 68.8% 2nd Half: 7-12 58.3% Game: 64.3%

Saint Joseph's 5-6

##	Player	tot-fg		3-pt		rebounds			pf	tp	a	to	blk	s	min				
		fg	fga	fg	fga	of	de	tot											
24	OLIVA, P	f	3	5	0	1	1	1	2	16	18	2	7	4	2	0	0	33	
25	DEMERY, James	f	7	13	0	3	1	4	1	6	7	4	15	2	3	0	0	30	
33	FUNK, Taylor	f	5	17	5	15	0	0	1	1	2	2	15	1	2	0	0	33	
05	ROBINSON, Nick	g	2	5	2	2	1	2	3	4	7	4	7	2	5	0	0	26	
15	CLOVER, Chris	g	1	7	1	5	0	0	2	2	4	3	3	2	4	0	0	32	
01	NEWKIRK, Shavar	g	11	20	1	5	3	3	0	2	2	5	26	2	1	0	1	31	
12	LONGPRE', Anthony	0	3	0	2	0	0	0	1	2	3	1	0	0	2	0	1	13	
23	LODGE, Markell	0	0	0	0	0	0	0	0	0	0	0	0	0	0	0	0	0	0+
32	WILLIAMS, Jai	0	0	0	0	0	0	0	1	0	1	1	0	0	0	0	0	2	
	TEAM							3	1	4									
	Totals.....	29	70	9	33	6	10	14	34	48	22	73	13	19	0	2	200		

TOTAL FG% 1st Half: 16-35 45.7% 2nd Half: 13-35 37.1% Game: 41.4% DEADBALL REBOUNDS 1
3-Pt. FG% 1st Half: 6-18 33.3% 2nd Half: 3-15 20.0% Game: 27.3%
F Throw % 1st Half: 3-5 60.0% 2nd Half: 3-5 60.0% Game: 60.0%

Officials: Technical foul:s: St. John's-None. Saint Joseph's-ROBINSON, Nick.
Attendance: 5,518

Score by Periods	1st	2nd	Total
St. John's	44	33	77
Saint Joseph's	41	32	73

**Game 12: December 30, 2017 - Smith Center - Washington, D.C.
George Washington 70 - SJU 64**

Saint Joseph's 5-7 (0-1 A-10)

##	Player	tot-fg		3-pt		rebounds			pf	tp	a	to	blk	s	min			
		fg	fga	fg	fga	of	de	tot										
12	LONGPRE', A	f	0	3	0	2	0	0	1	1	2	0	0	1	0	0	1	19
24																		

BOXSCORES

**Game 13: January 3, 2018 - Hagan Arena
SJU 78 - VCU 71 - OT**

##	Player	tot-fg		3-pt		rebounds						to	blk	s	min					
		fg	fga	fg	fga	ft	fta	of	de	tot	pf					tp	a			
04	TILLMAN, Justin	f	11	16	0	2	0	0	0	0	5	7	12	4	22	0	2	0	0	31
21	LANE, Khiris	f	3	4	0	0	0	0	0	2	2	2	3	6	1	3	0	1	1	14
00	JENKINS, D	g	6	13	2	4	2	3	0	2	2	3	16	5	4	0	1	1	29	
10	WILLIAMS, J	g	3	8	0	4	1	1	0	3	3	4	7	4	2	0	0	2	27	
13	CROWFIELD, Malik	g	2	8	2	8	0	0	0	3	3	4	6	0	0	0	0	0	36	
01	SIMMS, Mike'l	1	4	1	4	0	0	0	0	5	5	1	3	1	0	1	0	1	21	
05	MOBLEY, Sean	1	1	1	0	0	0	0	0	4	4	1	2	0	2	0	0	0	8	
11	VANN, Issac	5	15	1	7	2	3	1	4	5	2	13	0	3	1	0	0	33		
14	SANTOS-SILVA, M	1	4	0	0	0	0	3	1	4	1	2	0	2	2	0	2	0	11	
15	JACKSON, Xavier	0	0	0	0	0	0	0	0	0	0	0	0	0	0	0	0	0	04	
25	MAYE, Tyler	2	4	0	0	0	0	1	0	1	2	4	1	2	0	2	1	5		
TEAM																				
Totals.....		35	77	6	29	5	7	12	36	48	25	81	12	20	4	6	225			

TOTAL FG% 1st Half: 17-37 45.9% 2nd Half: 16-30 53.3% Game: 45.5% DEADBALL REBOUNDS
 3-Pt. FG% 1st Half: 3-11 27.3% 2nd Half: 2-11 18.2% Game: 20.7%
 F Throw % 1st Half: 3-3 100% 2nd Half: 2-4 50.0% Game: 71.4%

Saint Joseph's 6-7 (1-1 A-10)

##	Player	fg	fga	fg	fga	ft	fta	of	de	tot	pf	tp	a	to	blk	s	min
24	OLIVA, P	f	5	8	1	3	4	6	2	5	7	3	15	3	1	1	36
25	DEMERY, James	f	5	15	1	2	2	4	2	6	8	0	13	1	1	3	38
33	FUNK, Taylor	f	5	10	4	7	5	5	1	2	3	3	19	2	0	0	33
01	NEWKIRK, Shavar	g	4	18	0	6	4	5	0	4	4	2	12	5	1	0	43
15	CLOVER, Chris	g	1	5	0	1	1	2	0	1	1	3	1	1	0	1	22
05	ROBINSON, Nick	1	6	0	1	11	14	1	7	8	1	13	2	2	0	2	29
12	LONGPRE', Anthony	3	5	0	1	2	2	3	1	4	1	8	1	2	0	1	15
23	LODGE, Markell	1	1	0	0	0	0	0	0	0	0	0	2	0	0	1	6
32	WILLIAMS, Jai	1	1	0	0	0	0	0	0	0	0	1	2	0	0	0	3
TEAM																	
Totals.....		26	69	6	21	29	38	10	29	39	12	87	15	9	3	8	225

TOTAL FG% 1st Half: 14-32 43.8% 2nd Half: 9-31 29.0% Game: 37.7% DEADBALL REBOUNDS
 3-Pt. FG% 1st Half: 3-7 42.9% 2nd Half: 2-12 16.7% Game: 28.6%
 F Throw % 1st Half: 15-19 78.9% 2nd Half: 10-14 71.4% Game: 76.3%

Officials: Ray Styons, Jeb Hartness, Bill McCarthy
 Technical fouls: VCU-JENKINS, De'Riante. Saint Joseph's-NEWKIRK, Shavar.
 Attendance: 3,518

Score by Periods	1st	2nd	OT	Total
VCU	40	36	5	81
Saint Joseph's	46	30	11	87

**Game 14: January 6, 2018 - Hagan Arena
SJU 85 - St. Bonaventure 78**

##	Player	fg	fga	fg	fga	ft	fta	of	de	tot	pf	tp	a	to	blk	s	min
15	GRIFFIN, LaDarien	f	4	6	0	0	0	3	5	8	2	8	0	0	1	2	26
33	AYENI, Josh	f	5	13	0	0	0	0	1	6	7	2	10	3	0	1	29
01	TAQEE, Idris	g	1	2	0	0	3	4	1	1	2	5	5	0	0	0	12
02	MOBLEY, Matt	g	1	5	0	3	0	0	0	5	5	2	1	2	0	2	36
03	ADAMS, Jaylen	g	5	11	4	7	5	6	0	6	6	4	19	7	5	0	36
04	KAPUTO, Nelson	0	0	0	0	0	0	0	0	0	0	0	0	0	0	0	3
21	BROCKINGTON, Izaiah	g	6	15	3	8	1	2	0	4	4	1	16	3	0	1	33
30	STOCKARD, Courtney	4	8	0	1	9	9	1	1	2	5	17	2	1	0	3	23
32	IKPEZE, Amadi	0	0	0	0	1	2	0	0	0	0	0	1	0	0	0	2
TEAM																	
Totals.....		26	60	7	19	19	23	7	29	36	23	78	16	11	2	8	200

TOTAL FG% 1st Half: 14-30 46.7% 2nd Half: 12-30 40.0% Game: 43.3% DEADBALL REBOUNDS
 3-Pt. FG% 1st Half: 3-8 37.5% 2nd Half: 4-11 36.4% Game: 36.8%
 F Throw % 1st Half: 4-6 66.7% 2nd Half: 15-17 88.2% Game: 82.6%

Saint Joseph's 7-7 (2-1 A-10)

##	Player	fg	fga	fg	fga	ft	fta	of	de	tot	pf	tp	a	to	blk	s	min	
24	OLIVA, P	f	3	7	1	4	2	3	1	7	8	4	9	8	4	2	1	35
25	DEMERY, James	f	8	13	2	4	6	7	0	1	1	2	24	0	2	1	35	
33	FUNK, Taylor	f	3	6	2	5	0	2	1	5	6	4	8	3	0	0	22	
01	NEWKIRK, Shavar	g	5	11	2	6	11	14	1	9	10	3	23	5	2	0	39	
15	CLOVER, Chris	g	3	10	1	4	1	2	1	2	2	8	1	0	0	0	33	
05	ROBINSON, Nick	2	5	0	2	4	4	2	1	3	4	8	1	2	1	0	19	
12	LONGPRE', Anthony	2	5	1	4	0	0	0	0	2	2	2	5	0	0	0	0	
TEAM																		
Totals.....		26	57	9	29	24	32	7	28	35	21	85	18	13	3	7	200	

TOTAL FG% 1st Half: 14-29 48.3% 2nd Half: 12-28 42.9% Game: 45.6% DEADBALL REBOUNDS
 3-Pt. FG% 1st Half: 5-17 29.4% 2nd Half: 4-12 33.3% Game: 31.0%
 F Throw % 1st Half: 9-11 81.8% 2nd Half: 15-21 71.4% Game: 75.0%

Officials: Tim Comer, Louie Andrakakos, Justin Porterfield
 Technical fouls: St. Bonaventure-STOCKARD, Courtney. Saint Joseph's-None.
 Attendance: 4,061

Score by Periods	1st	2nd	Total
St. Bonaventure	35	43	78
Saint Joseph's	42	43	85

**Game 15: January 10, 2018 - EagleBank Arena - Fairfax, Va.
George Mason 81 - SJU 79**

##	Player	fg	fga	fg	fga	ft	fta	of	de	tot	pf	tp	a	to	blk	s	min
24	OLIVA, P	f	1	3	0	1	0	0	0	5	5	4	2	2	0	0	24
25	DEMERY, James	f	6	14	0	2	4	5	0	2	2	2	16	1	0	1	37
33	FUNK, Taylor	f	5	13	4	10	1	2	0	4	4	1	15	1	0	1	30
01	NEWKIRK, Shavar	g	8	17	3	8	5	7	2	5	7	0	24	5	1	1	37
15	CLOVER, Chris	g	8	14	3	6	0	1	0	3	3	1	19	2	2	0	33
05	ROBINSON, Nick	1	5	0	2	1	2	3	2	5	2	3	2	0	0	0	25
12	LONGPRE', Anthony	0	1	0	0	0	0	0	0	2	2	0	0	1	0	0	14
23	LODGE, Markell	0	0	0	0	0	0	0	0	0	0	0	0	0	0	0	04
TEAM																	
Totals.....		29	67	10	30	11	17	6	25	31	10	79	14	3	4	5	200

TOTAL FG% 1st Half: 16-32 50.0% 2nd Half: 13-35 37.1% Game: 43.3% DEADBALL REBOUNDS
 3-Pt. FG% 1st Half: 7-17 41.2% 2nd Half: 3-13 23.1% Game: 33.3%
 F Throw % 1st Half: 3-4 75.0% 2nd Half: 8-13 61.5% Game: 64.7%

George Mason 8-9 (2-2)

##	Player	fg	fga	fg	fga	ft	fta	of	de	tot	pf	tp	a	to	blk	s	min
00	MAR, Goanar	f	2	6	1	3	0	0	2	3	4	2	3	5	0	0	26
33	CALIXTE, Greg	f	3	7	0	0	2	3	4	7	2	6	0	0	2	0	21
01	KIER, Justin	g	6	13	0	0	0	1	9	10	0	12	7	5	1	1	34
04	LIVINGSTON II, O	g	10	13	5	6	0	0	0	5	5	1	25	3	0	0	37
05	GRAYER, Jaire	g	5	10	3	6	0	1	3	6	2	13	1	1	1	0	37
12	WILSON, AJ	0	0	0	0	0	0	0	1	1	0	0	0	0	0	1	8
23	GREENE, Javon	2	6	1	4	0	1	0	5	5	1	5	0	1	0	0	13
32	BOYD, Ian	5	10	1	3	4	4	0	6	6	2	15	1	2	0	0	24
TEAM																	
Totals.....		33	65	11	24	4	8	8	35	43	11	81	12	9	6	2	200

TOTAL FG% 1st Half: 19-30 63.3% 2nd Half: 14-35 40.0% Game: 50.8% DEADBALL REBOUNDS
 3-Pt. FG% 1st Half: 7-14 50.0% 2nd Half: 4-10 40.0% Game: 45.8%
 F Throw % 1st Half: 2-2 100% 2nd Half: 2-6 33.3% Game: 50.0%

Officials: AJ Desai, James Breeding, Tim Clougherty
 Technical fouls: Saint Joseph's-None. George Mason-None.
 Attendance: 2,783

Score by Periods	1st	2nd	Total
Saint Joseph's	42	3	

BOXSCORES

**Game 17: January 17, 2018 - Hagan Arena
SJU 81 - Dayton 65**

Dayton 9-9 (3-3 A-10)

##	Player	fg	fga	3-pt	ft	fta	of	de	tot	pf	tp	a	to	blk	s	min
00	CUNNINGHAM, J	f	4	9	0	1	2	3	1	4	5	2	10	1	0	1 24
01	DAVIS, Darrell	g	4	9	2	7	1	1	1	3	4	0	11	2	0	0 34
03	LANDERS, Trey	g	0	6	0	4	0	3	1	5	6	4	0	4	0	1 30
04	DAVIS, Jordan	g	2	8	2	6	1	2	0	3	3	3	7	3	0	0 32
10	CRUTCHER, Jalen	g	8	13	7	10	0	0	1	2	3	3	23	2	0	1 33
11	SVOBODA, Matej	g	1	3	0	1	0	0	1	1	2	2	2	0	0	0 12
13	ANTETOKOUNMPO,K	g	1	1	0	0	0	0	1	1	0	0	2	0	0	0 9
20	WILLIAMS, Xeyrius	g	1	8	0	5	0	0	2	5	7	3	2	3	1	2 0 15
23	WESTERFIELD, Jack	g	1	3	1	3	2	0	0	0	0	0	5	0	0	1 8
44	GRUDEN, Joey	g	0	0	0	0	0	0	0	0	0	0	0	0	0	0 1
50	STEWART, Dalton	g	0	1	0	0	0	0	1	0	1	0	0	0	0	1 1
52	GREER, Camron	g	1	1	1	1	0	0	0	0	0	0	3	0	0	1 1
TEAM																
Totals.....		23	62	13	38	6	11	8	24	32	17	65	15	11	2	6 200

TOTAL FG% 1st Half: 11-32 34.4% 2nd Half: 12-30 40.0% Game: 37.1% DEADBALL REBOUNDS 1

3-Pt. FG% 1st Half: 7-22 31.8% 2nd Half: 6-16 37.5% Game: 34.2% REBOUNDS 5

F Throw % 1st Half: 1-1 100% 2nd Half: 5-10 50.0% Game: 54.5%

Saint Joseph's 8-9 (3-3 A-10)

##	Player	fg	fga	3-pt	ft	fta	of	de	tot	pf	tp	a	to	blk	s	min
24	OLIVA, P	f	0	2	0	2	0	2	0	15	15	2	0	3	2	1 1 26
25	DEMERY, James	f	7	11	2	4	3	5	1	3	4	2	19	2	1	0 0 30
33	FUNK, Taylor	f	6	11	4	8	2	2	2	4	6	1	18	2	1	0 0 31
01	NEWKIRK, Shavar	g	6	10	2	3	3	2	0	2	2	2	17	2	1	0 1 29
15	CLOVER, Chris	g	3	11	1	5	3	4	1	3	4	2	10	1	0	0 1 31
05	ROBINSON, Nick	g	5	9	1	2	3	2	3	5	2	13	1	1	0	2 27
10	BLOUNT, Gerald	g	1	1	0	0	0	0	2	0	2	0	2	0	0	0 1
12	LONGPRE, Anthony	g	0	1	0	1	0	0	1	0	1	0	0	1	0	0 1 19
21	THOMPSON, Kyle	g	0	0	0	0	0	0	0	0	0	0	0	0	0	0 1
22	EDWARDS, Lorenzo	g	0	2	0	1	0	0	0	0	0	0	0	0	0	0 1
23	LODGE, Markell	g	1	1	0	0	0	0	0	2	2	1	2	0	1	0 0 3
32	WILLIAMS, Jai	g	0	0	0	0	0	0	0	0	0	0	0	0	0	0 1
TEAM									2	2						
Totals.....		29	59	10	26	13	19	9	34	43	12	81	12	9	1	6 200

TOTAL FG% 1st Half: 15-30 50.0% 2nd Half: 14-29 48.3% Game: 49.2% DEADBALL REBOUNDS 4

3-Pt. FG% 1st Half: 6-13 46.2% 2nd Half: 4-13 30.8% Game: 38.5% REBOUNDS 4

F Throw % 1st Half: 6-7 85.7% 2nd Half: 7-12 58.3% Game: 68.4%

Officials: Lee Cassell, Clarence Armstrong, Jerry Heater
Technical fouls: Dayton-None. Saint Joseph's-None.
Attendance: 3,251

Score by Periods	1st	2nd	Total
Dayton	30	35	65
Saint Joseph's	42	39	81

**Game 18: January 20, 2018 - Hagan Arena
SJU 68 - Fordham 46**

Fordham 6-13 (1-6 A-10)

##	Player	fg	fga	3-pt	ft	fta	of	de	tot	pf	tp	a	to	blk	s	min
20	RAUT, Ivan	f	3	7	2	5	0	0	1	4	5	0	8	1	3	0 0 21
24	SLANINA, Prokop	f	4	14	1	5	2	2	3	5	8	3	11	0	2	2 0 37
00	TAVARES, Will	g	1	6	0	4	1	2	0	8	8	3	3	0	5	0 0 29
12	CHARTOUNY, J	g	4	8	1	3	2	2	0	7	7	3	11	4	3	0 2 39
23	HICKS, Perris	g	3	13	2	11	0	0	1	1	2	2	8	3	3	0 1 35
02	SANCHEZ, Thomas	g	0	0	0	0	0	0	0	0	0	0	0	0	1	0 0 1
04	PETTY, Brenton	g	0	0	0	0	0	0	0	0	0	0	2	0	0	0 0 1
14	DOWNING, Chris	g	0	0	0	0	0	0	0	0	0	0	0	0	0	0 0 1
15	HAVSA, Cavitt	g	1	3	1	3	0	0	0	1	1	0	3	2	1	0 0 17
33	PEKAREK, David	g	1	4	0	2	0	0	0	5	5	1	2	0	2	2 0 19
TEAM									1	4	5					
Totals.....		17	55	7	33	5	6	6	35	41	14	46	10	20	4	3 200

TOTAL FG% 1st Half: 9-25 36.0% 2nd Half: 8-30 26.7% Game: 30.9% DEADBALL REBOUNDS 0

3-Pt. FG% 1st Half: 4-16 25.0% 2nd Half: 3-17 17.6% Game: 21.2% REBOUNDS 0

F Throw % 1st Half: 5-6 83.3% 2nd Half: 0-0 0.0% Game: 83.3%

Saint Joseph's 9-9 (4-3 A-10)

##	Player	fg	fga	3-pt	ft	fta	of	de	tot	pf	tp	a	to	blk	s	min
24	OLIVA, P	f	9	16	3	7	1	3	0	8	8	2	22	2	5	1 2 31
25	DEMERY, James	f	11	25	2	4	1	2	3	4	7	2	25	4	1	0 1 36
33	FUNK, Taylor	f	2	9	1	6	0	0	1	2	3	1	5	2	0	1 2 30
01	NEWKIRK, Shavar	g	1	7	0	2	3	3	1	7	8	2	5	4	1	0 2 36
15	CLOVER, Chris	g	2	3	1	2	0	0	0	0	0	0	5	3	0	0 1 29
03	BOOTH, Michael	g	0	0	0	0	0	0	0	0	0	0	0	0	0	0 0 1
05	ROBINSON, Nick	g	0	3	0	2	2	2	1	5	6	2	2	4	0	1 0 24
11	FREEMAN, Toliver	g	0	1	0	1	0	0	0	1	1	0	0	0	0	0 0 1
12	LONGPRE, Anthony	g	1	7	0	3	0	0	1	1	2	0	2	2	0	0 0 9
13	VEGA, Christian	g	0	0	0	0	0	0	0	0	0	0	0	0	0	0 0 1
21	THOMPSON, Kyle	g	0	0	0	0	0	0	0	0	0	0	2	0	0	0 0 1
23	LODGE, Markell	g	0	0	0	0	0	0	0	0	0	0	0	0	0	0 0 1
TEAM									3	3	6					
Totals.....		26	71	7	27	9	12	10	31	41	9	68	21	7	3	9 200

TOTAL FG% 1st Half: 12-38 31.6% 2nd Half: 14-33 42.4% Game: 36.6% DEADBALL REBOUNDS 5

3-Pt. FG% 1st Half: 4-15 26.7% 2nd Half: 3-12 25.0% Game: 25.9% REBOUNDS 5

F Throw % 1st Half: 0-0 0.0% 2nd Half: 9-12 75.0% Game: 75.0%

Officials: Paul Faia, Bill McCarthy, Scott Arbogast
Technical fouls: Fordham-None. Saint Joseph's-None.
Attendance: 3,634

Score by Periods	1st	2nd	Total
Fordham	27	19	46
Saint Joseph's	28	40	68

**Game 19: January 24, 2018 - Reilly Center - Olean, N.Y.
St. Bonaventure 70 - SJU 67**

Saint Joseph's 9-10 (4-4 A-10)

##	Player	fg	fga	3-pt	ft	fta	of	de	tot	pf	tp	a	to	blk	s	min
24	OLIVA, P	f	3	12	1	2	5	1	5	7	2	7	2	4	1	1 3 32
25	DEMERY, James	f	5	12	0	2	3	6	2	6	5	3	13	0	2	0 3 37
33	FUNK, Taylor	f	3	8	3	8	1	2	1	2	3	5	10	0	1	1 2 29
01	NEWKIRK, Shavar	g	4	17	0	2	1	2	3	4	7	1	9	2	3	0 2 32
15	CLOVER, Chris	g	4	7	0	0	1	2	0	2	2	0	9	2	0	0 0 30
05	ROBINSON, Nick	g	4	8	0	3	5	6	0	4	4	3	13	5	1	2 0 22
12	LONGPRE, Anthony	g	1	3	1	1	2	2	0	1	1	4	5	1	0	0 1 16
22	EDWARDS, Lorenzo	g	0	1	0	1	0	0	0	0	0	0	0	0	0	0 0 2
23	LODGE, Markell	g	0	0	0	1	2	0	0	0	0	0	0	0	0	0 0 4
TEAM									2	2	4					
Totals.....		23	58	5	18	16	28	9	24	33	18	67	12	11	6	11 200

TOTAL FG% 1st Half: 13-30 43.3% 2nd Half: 10-28 35.7% Game: 39.7% DEADBALL REBOUNDS 5

3-Pt. FG% 1st Half: 3-11 27.3% 2nd Half: 2-7 28.6% Game: 27.8% REBOUNDS 5

F Throw % 1st Half: 4-7 57.1% 2nd Half: 12-21 57.1% Game: 57.1%

St. Bonaventure 13-6, 3-4 A-10

##	Player	fg	fga	3-pt	ft	fta	of	de	tot	pf	tp	a	to	blk	s	min
11	STOCKARD, C	f	5	12	0	1	3	4	2	11	13	4	15	4	7	1 1 37
15	GRIFFIN, LaDarrien	f	5	9	0	0	0	0	4	7	4	10	1	0	0	0 26
01	TAQQEE, Idris	f	2	9	0	2	2	3	3	3	6	2	1	1	1	1 30
02	MOBLEY, Matt	g	4	10	3	8	0	0	0	2	2	4	11	5	1	2 1 34
03	ADAMS, Jaylen	g	4	12	2	6	6	8	1	2	2	16	3	2	1	1 39
04	KAPUTO, Nelson	g	2	3	2	3	0	0	0	0	1	6	1	1	0	0 12
21	BROCKINGTON, Izaiah	g	1	3	0	2	0	0	0	0	0	0	2	0	0	0 5
32	KPEZE, Amadi	g	1	3	0	0	0	0	2	4	3	2	1	1	1	0 13
33	AYENI, Josh	g	1	3	0	0	0	0	1	4	5	2	0	0	0	0 4
TEAM									1	4	5					
Totals.....		26	62	7	22	11	15	14	32	46	26	70	17	17	6	4 200

TOTAL FG% 1st Half: 12-32 37.5% 2nd Half: 14-30 46.7% Game: 41.9% DEADBALL REBOUNDS 3

3-Pt. FG% 1st Half: 3-10 30.0% 2nd Half: 4-12 33.3% Game: 31.8% REBOUNDS 3

F Throw % 1st Half: 6-8 75.0% 2nd Half: 5-7 71.4% Game: 73.3%

Officials: Tony Chiazza, Alfred Smith, Evon Burroughs
Technical fouls: Saint Joseph's-FUNK, Taylor. St. Bonaventure-AYENI, Josh.
Attendance: 3,548

Score by Periods	1st	2nd	Total
Saint Joseph's	33	34	67
St. Bonaventure	33	37	70

**Game 20: January 27, 2018 - The Palestra - Philadelphia, Pa.
Penn 67- SJU 56**

Saint Joseph's 9-11 (0-3 Big 5)

##	Player	fg	fga	3-pt	ft	fta	of	de	tot	pf	
----	--------	----	-----	------	----	-----	----	----	-----	----	--

BOXSCORES

Game 21: January 31, 2018 - Hagan Arena

Saint Louis 60 - SJU 59

Saint Louis 12-11 (5-5 A-10)

		tot-fg		3-pt		rebounds				tp	a	to	blk	s	min	
#	Player	fg	fga	fg	fta	of	de	tot	pf	tp	a	to	blk	s	min	
01	FOREMAN, D.J.	f	4	8	0	1	1	1	1	1	1	1	0	0	27	
03	BESS, Javon	f	2	6	0	2	0	0	3	3	6	3	0	3	29	
22	FRENCH, Hasahn	f	4	6	0	2	5	4	5	9	4	10	2	0	27	
00	GOODWIN, Jordan	g	2	7	0	1	2	1	4	5	3	5	3	2	29	
05	ROBY, Davell	g	1	13	1	9	7	10	1	7	8	3	10	0	33	
20	JOHNSON, Jalen	g	4	7	3	5	0	0	4	4	3	11	0	1	24	
24	HINES, Aaron	g	4	9	3	6	0	0	3	3	2	11	1	0	29	
25	ANTHONY, Rashed	g	0	0	0	0	0	0	1	0	1	0	0	0	2	
TEAM																
Totals.....		21	56	7	24	11	18	12	30	42	20	60	12	13	2	200

TOTAL FG% 1st Half: 12-31 38.7% 2nd Half: 9-25 36.0% Game: 37.5% DEADBALL
3-Pt. FG% 1st Half: 3-11 30.0% 2nd Half: 4-14 28.6% Game: 29.2% REBOUNDS
F Throw % 1st Half: 3-6 50.0% 2nd Half: 8-12 66.7% Game: 61.1% 7

Saint Joseph's 9-12 (4-5 A-10)

		tot-fg		3-pt		rebounds				tp	a	to	blk	s	min	
#	Player	fg	fga	fg	fta	of	de	tot	pf	tp	a	to	blk	s	min	
24	OLIVA, P	f	0	2	0	0	0	0	0	1	1	2	0	0	20	
33	FUNK, Taylor	f	7	13	4	9	3	3	2	1	3	3	21	1	35	
01	NEWKIRK, Shavar	g	6	12	1	5	3	5	0	6	6	2	16	2	38	
05	ROBINSON, Nick	g	1	6	1	2	4	4	0	4	4	4	7	6	36	
15	CLOVER, Chris	g	2	7	1	4	1	2	0	3	3	4	6	1	32	
12	LONGPRE, Anthony	g	0	2	0	0	1	2	3	1	4	1	1	0	10	
22	EDWARDS, Lorenzo	g	0	2	0	2	0	0	0	1	1	1	0	0	14	
23	LODGE, Markell	g	1	2	0	0	0	1	0	2	2	2	0	0	8	
32	WILLIAMS, Jai	g	3	4	0	0	1	0	1	2	1	1	6	0	7	
TEAM																
Totals.....		20	50	7	22	12	18	5	22	27	18	59	15	11	3	200

TOTAL FG% 1st Half: 12-31 38.7% 2nd Half: 8-19 42.1% Game: 40.0% DEADBALL
3-Pt. FG% 1st Half: 3-11 27.3% 2nd Half: 4-11 36.4% Game: 31.8% REBOUNDS
F Throw % 1st Half: 0-2 0.0% 2nd Half: 12-16 75.0% Game: 66.7% 2

Officials: Tim Comer, Edwin Young III, Brooks Wells
Technical fouls: Saint Louis-None. Saint Joseph's-None.
Attendance: 3,143

Score by Periods	1st	2nd	Total
Saint Louis	30	30	60
Saint Joseph's	27	32	59

Game 22: February 3, 2018 - Gola Arena - Philadelphia, Pa.

La Salle 81 - SJU 78

Saint Joseph's 9-13 (4-6 A-10)

		tot-fg		3-pt		rebounds				tp	a	to	blk	s	min	
#	Player	fg	fga	fg	fta	of	de	tot	pf	tp	a	to	blk	s	min	
24	OLIVA, P	f	3	5	2	3	2	6	1	7	8	4	10	2	23	
25	DEMERY, James	f	6	14	2	5	6	10	2	9	11	2	20	1	40	
33	FUNK, Taylor	f	1	8	1	7	0	0	0	4	4	2	3	2	35	
01	NEWKIRK, Shavar	g	9	18	5	7	7	10	1	6	7	2	30	4	40	
15	CLOVER, Chris	g	2	9	0	1	3	4	2	3	5	2	7	2	25	
12	LONGPRE, A	g	1	2	0	0	0	1	2	3	5	4	2	1	16	
22	EDWARDS, Lorenzo	g	2	2	2	2	0	0	1	0	1	2	6	0	16	
23	LODGE, Markell	g	0	0	0	0	0	0	0	1	1	0	0	0	5	
TEAM																
Totals.....		24	58	12	25	18	31	11	36	47	18	78	12	13	4	200

TOTAL FG% 1st Half: 16-32 50.0% 2nd Half: 8-26 30.8% Game: 41.4% DEADBALL
3-Pt. FG% 1st Half: 8-15 53.3% 2nd Half: 4-10 40.0% Game: 48.0% REBOUNDS
F Throw % 1st Half: 3-6 50.0% 2nd Half: 15-25 60.0% Game: 58.1% 7

La Salle 10-13 (4-6 A-10)

		tot-fg		3-pt		rebounds				tp	a	to	blk	s	min
#	Player	fg	fga	fg	fta	of	de	tot	pf	tp	a	to	blk	s	min
13	PHIRI, Saul	f	0	7	0	6	3	4	1	6	7	3	3	1	30
20	JOHNSON, B.J.	f	8	17	2	7	7	9	3	4	7	3	25	1	39
05	WASHINGTON, T	c	0	0	0	0	0	0	1	4	5	2	0	0	14
00	POWELL, Pookie	g	4	14	1	6	6	6	0	4	4	4	15	11	40
02	STUKES, Amar	g	8	13	2	4	2	2	0	4	4	3	20	4	37
03	MOULTRIE, Jamir	g	6	12	6	10	0	0	1	0	1	1	18	0	20
10	DEAM, Isiah	g	0	3	0	3	0	0	0	4	4	4	0	3	20
TEAM															
Totals.....		26	66	11	36	18	21	6	29	35	20	81	20	2	200

TOTAL FG% 1st Half: 14-36 38.9% 2nd Half: 12-30 40.0% Game: 39.4% DEADBALL
3-Pt. FG% 1st Half: 6-18 33.3% 2nd Half: 5-18 27.8% Game: 30.6% REBOUNDS
F Throw % 1st Half: 4-5 80.0% 2nd Half: 14-16 87.5% Game: 85.7% 1

Officials: Sean Hull, Evon Burroughs, Anthony Franklin
Technical fouls: Saint Joseph's-None. La Salle-None.
Attendance: 2,937

Score by Periods	1st	2nd	Total
Saint Joseph's	43	35	78
La Salle	38	43	81

Game 23: February 6, 2018 - Belk Arena - Davidson, N.C.

Davidson 91 - SJU 62

Saint Joseph's 9-14 (4-7 A-10)

		tot-fg		3-pt		rebounds				tp	a	to	blk	s	min	
#	Player	fg	fga	fg	fta	of	de	tot	pf	tp	a	to	blk	s	min	
24	OLIVA, P	f	0	1	0	1	2	4	1	2	3	1	2	3	11	
25	DEMERY, James	f	3	9	1	4	2	2	1	2	3	2	9	1	30	
33	FUNK, Taylor	f	1	3	1	2	0	0	0	4	4	2	3	0	18	
01	NEWKIRK, Shavar	g	5	10	2	4	4	8	1	1	2	0	16	3	35	
15	CLOVER, Chris	g	3	9	2	5	0	0	0	1	1	1	8	0	24	
03	BOOTH, Michael	g	1	1	1	1	0	0	0	0	0	0	0	0	2	
05	ROBINSON, Nick	g	4	6	0	1	0	0	0	6	6	0	8	4	25	
10	BLOUNT, Gerald	g	1	1	0	0	0	0	0	1	1	0	2	0	2	
11	FREEMAN, Toliver	g	0	1	0	1	0	0	0	0	0	0	0	0	1	
12	LONGPRE, Anthony	g	2	4	2	3	0	0	0	3	3	1	6	0	23	
13	VEGA, Christian	g	0	0	0	0	0	0	0	0	0	0	0	0	1	
21	THOMPSON, Kyle	g	0	1	0	0	0	0	0	0	0	0	0	0	3	
22	EDWARDS, Lorenzo	g	1	4	0	0	0	0	0	1	1	1	3	0	9	
23	LODGE, Markell	g	0	0	0	0	0	0	0	1	2	0	0	0	11	
32	WILLIAMS, Jai	g	1	2	0	0	0	0	0	0	0	1	2	0	5	
TEAM																
Totals.....		22	52	10	26	8	14	5	23	28	9	62	14	14	1	200

TOTAL FG% 1st Half: 9-24 37.5% 2nd Half: 13-28 46.4% Game: 42.3% DEADBALL
3-Pt. FG% 1st Half: 4-12 33.3% 2nd Half: 6-14 42.9% Game: 38.5% REBOUNDS
F Throw % 1st Half: 6-10 60.0% 2nd Half: 2-4 50.0% Game: 57.1% 3

Davidson 13-9 (8-3 A-10)

		tot-fg		3-pt		rebounds				tp	a	to	blk	s	min
#	Player	fg	fga	fg	fta	of	de	tot	pf	tp	a	to	blk	s	min
15	MICHELSEN, Oskar	f	1	3	0	1	0	0	1	2	3	1	2	0	18
20	PRITCHETT, K	f	4	6	4	6	0	0	1	1	2	1	12	9	0
23	ALDRIDGE, Peyton	f	13	22	5	11	1	1	2	7	9	0	32	4	32
03	GUDMUNDSSON, J	g	2	6	2	3	0	0	0	7	7	2	6	5	26
31	GRADY, Kellan	g	6	7	3	4	0	0	0	0	0	2	15	3	24
02	WATKINS, Jordan	g	1	2	1	2	0	0	0	0	0	2	3	1	7
04	FREUNDLICH, Cal	g	0	1	0	1	0	0	0	0	0	0	0	0	1
05	WYNTNER, Malcolm	g	1	2	1	2	0	0	0	0	0	0	3	0	3
14	BROWN, Michael	g	0	0	0	0	0	0	0	0	0	1	0	0	2
22	MAGARITY, Will	g	2	5	1	3	2	2	0	6	6	1	7	0	22
24	COLLINS, Carter	g	1	3	1	3	0	0	0	1	1	1	3	2	15
25	JONES, Bates	g	1	1	0	0	0	0	0	2	2	0	2	1	0
32	REIGEL, Rusty	g	2	4	2	3	0	0	0	0	0	3	6	2	19
TEAM															
Totals.....		34	62	20	39	3									

BOXSCORES

Game 25: February 14, 2018 - Rose Hill Gym - Bronx, N.Y.

SJU 71 - Fordham 55

Saint Joseph's 11-14 (6-7 A-10)

##	Player	f	tot-fg		3-pt		ft		rebounds		pf	tp	a	to	blk	s	min	
			fg	fga	fg	fga	ft	fta	of	de								tot
05	ROBINSON, Nick	f	1	1	0	0	1	2	0	5	5	3	3	2	0	0	1	16
12	LONGPRE, A	f	2	7	0	1	0	0	1	2	3	2	4	0	3	0	0	9
25	DEMERY, James	f	8	14	0	1	4	7	3	3	6	1	20	1	2	0	1	39
33	FUNK, Taylor	f	2	5	1	3	0	0	0	1	1	2	5	1	0	0	1	33
01	NEWKIRK, Shavar	g	6	14	3	9	4	5	0	6	6	1	19	7	1	1	0	39
03	BOOTH, Michael	g	0	0	0	0	0	0	0	0	0	0	0	0	0	0	1	1
10	BLOUNT, Gerald	g	0	0	0	0	0	0	0	0	0	0	0	0	0	0	0	1
11	FREEMAN, Toliver	g	0	0	0	0	0	0	0	1	1	0	0	0	1	0	0	1
13	VEGA, Christian	g	0	1	0	0	0	0	0	0	0	0	0	0	0	0	0	1
15	CLOVER, Chris	g	4	6	2	4	0	0	2	4	6	3	10	2	0	0	0	29
21	THOMPSON, Kyle	g	0	0	0	0	0	0	0	0	0	0	0	0	0	0	0	1
24	OLIVA, Pierfrancesco	g	4	8	0	1	2	2	0	6	6	3	10	5	2	0	1	30
TEAM										2								
Totals.....			27	56	6	19	11	16	8	28	36	15	71	18	9	1	5	200

TOTAL FG% 1st Half: 16-28 57.1% 2nd Half: 11-28 39.3% Game: 48.2% DEADBALL
 3-Pt. FG% 1st Half: 3-7 42.9% 2nd Half: 3-12 25.0% Game: 31.6% REBOUNDS
 F Throw % 1st Half: 2-3 66.7% 2nd Half: 9-13 69.2% Game: 68.8% 5

Fordham 9-16 (4-9 A-10)

##	Player	f	tot-fg		3-pt		ft		rebounds		pf	tp	a	to	blk	s	min	
			fg	fga	fg	fga	ft	fta	of	de								tot
20	RAUT, Ivan	f	4	8	2	6	0	0	1	8	9	2	10	4	2	0	2	40-
24	SLANINA, Prokop	f	3	10	0	3	2	2	0	4	4	5	8	3	0	1	0	37
15	HAVSA, Cavit	g	6	7	0	1	0	2	1	1	2	2	12	8	3	0	1	40
23	HICKS, Perris	g	3	10	3	9	0	1	0	1	1	3	9	0	2	0	2	36
33	PEKAREK, David	g	4	12	2	10	1	2	0	7	7	2	11	2	1	1	1	34
02	SANCHEZ, Thomas	g	2	3	1	2	0	0	0	0	0	0	5	0	0	0	0	5
04	PETTY, Brenton	g	0	0	0	0	0	0	0	0	0	2	0	0	1	0	0	5
14	DOWNING, Chris	g	0	1	0	0	0	0	0	0	0	0	0	0	0	0	0	3
TEAM										1								
Totals.....			22	51	8	31	3	7	3	21	24	16	55	17	9	2	6	200

TOTAL FG% 1st Half: 8-23 34.8% 2nd Half: 14-28 50.0% Game: 43.1% DEADBALL
 3-Pt. FG% 1st Half: 2-14 14.3% 2nd Half: 6-17 35.3% Game: 25.8% REBOUNDS
 F Throw % 1st Half: 1-4 25.0% 2nd Half: 2-3 66.7% Game: 42.9% 2

Officials: Tim Comer, Donnie Eppley, Earl Walton
 Technical fouls: Saint Joseph's-None. Fordham-None.
 Attendance: 1,032

Score by Periods	1st	2nd	Total
Saint Joseph's	37	34	71
Fordham	19	36	55



#25 JAMES DEMERY

Senior • Forward • 6-6 • 200

Williamston, N.C.

Northside Christian Academy

Criminal Justice

Overall Stats: 17.4 ppg, 5.6 rpg, 1.0 apg

Atlantic 10 Stats: 18.6 ppg, 5.5 rpg, 1.1 apg

2017-18

- Has scored in double figures in 23 of his 24 games this season
- SJU's leading scorer 12x, most recently at Fordham (20 pts)
- Poured in 20 points (8-of-14 FG) in road win over Fordham
- Dropped 18 points (8-of-15 FG) in 28 minutes in win over UMass
- Posted sixth career double-double with 20 pts, 11 rebs at La Salle
- Missed Saint Louis game due to an ankle sprain
- Big 5 Player of the Week (Jan. 24) after performances vs. Dayton, Fordham
- Matched season-high 25 pts, added seven rebs in home win over Fordham
- Had 22 points (8-of-14 FG) and seven rebounds at UMass
- Big 5 Co-Player of the Week (Jan. 9) after performances vs. SBU and VCU
- Dropped 24 points (8-of-13 FG) in home win over St. Bonaventure
- 54th Hawk to score 1,000 career pts, surpassing the mark vs. VCU
- Hit for 24 points and added eight rebs at George Washington
- Had 19 pts, season-high 10 rebs in win over Maine
- Posted 20 points and eight rebounds in win over Bucknell
- Recorded double-double (18 pts, season-high 10 rebs) vs. Harvard
- Poured in a game-high 25 points in win at UIC

Career

- Has played in 111 career games with 73 starts
- 62 double-figure games, 11 games with 20+ pts, 6 double-doubles
- 2016-17 All-Big 5 Second Team selection
- Sixth man for the 2015-16 Atlantic 10 Champion Hawks

2017-18 Game-by-Game

OPPONENT	MIN	FG-A	3PT-A	FT-A	OR	DR	TR	F	A	TO	BL	S	PT
Toledo*	26	6-9	1-2	3-7	2	1	3	1	1	0	0	0	16
Illinois-Chicago*	40	10-20	1-3	4-7	2	3	5	2	2	2	1	3	25
Princeton*	36	4-10	1-5	4-6	1	2	3	2	1	2	1	2	13
Washington State*	27	6-15	1-4	0-0	1	4	5	1	0	1	0	2	13
Harvard*	39	7-18	1-4	3-6	5	5	10	2	2	2	0	3	18
Sacramento State*	40	3-9	0-2	9-10	0	2	2	2	0	2	0	3	15
Bucknell*	36	8-18	0-3	4-6	3	5	8	1	0	0	0	0	20
Villanova*	35	6-17	0-1	2-3	1	4	5	1	0	2	1	1	14
Temple*	36	7-9	1-2	0-3	1	3	4	1	4	3	1	1	15
Maine*	36	7-16	0-1	5-9	4	6	10	1	0	1	1	1	19
St. John's*	30	7-13	0-3	1-4	1	6	7	4	2	3	0	0	15
George Washington*	38	9-16	1-2	5-7	5	3	8	2	1	1	0	1	24
VCU*	38	5-15	1-2	2-4	2	6	8	0	1	1	1	3	13
St. Bonaventure*	35	8-13	2-4	6-7	0	1	1	2	0	2	0	1	24
George Mason*	37	6-14	0-2	4-5	0	2	2	2	1	0	1	0	16
Massachusetts*	39	8-14	0-0	6-7	2	5	7	1	0	1	0	2	22
Dayton*	30	7-11	2-4	3-5	1	3	4	2	2	1	0	0	19
Fordham*	36	11-25	2-4	1-2	3	4	7	2	4	1	0	1	25
St. Bonaventure*	37	5-12	0-2	3-6	2	3	5	3	0	2	0	3	13
Penn*	36	5-16	1-3	1-2	1	5	6	3	0	2	0	2	12
Saint Louis													
La Salle*	40	6-14	2-5	6-10	2	9	11	2	1	4	0	1	20
Davidson*	30	3-9	1-4	2-2	1	2	3	2	1	3	1	0	9
Massachusetts*	28	8-15	0-3	2-3	2	2	4	4	0	1	0	1	18
Fordham*	39	8-14	0-1	4-7	3	3	6	1	1	2	0	1	20
Duquesne													
George Mason													
Richmond													
Rhode Island													
La Salle													

* Denotes game started



#1 SHAVAR NEWKIRK

Senior • Guard • 6-0 • 185

New York, N.Y.

Cardinal Hayes

Accounting

Overall Stats: 17.2 ppg, 4.6 rpg, 3.5 apg

Atlantic 10 Stats: 16.6 ppg, 5.8 rpg, 3.8 apg

2017-18

- Has scored in double figures in 22 of 25 games this season
- SJU's leading scorer 11x, most recently at Davidson (16 pts)
- Went for 19 pts, season-high seven assists, and six rebounds in win over Fordham
- Had 13 pts, nine rebs, and season-high seven assists in UMass win
- 55th Hawk to score 1,000 career pts, surpassing the mark at La Salle
- Poured in career-high 30 pts (9-of-18 FG) at La Salle
- Dropped 22 points at Massachusetts
- Pulled down eight rebounds in win over Fordham
- Had 24 points, seven rebounds, and five assists at George Mason
- Recorded second career double-double (23 pts, career-high 11-of-14 FT, 10 rebs) in win over St. Bonaventure
- Poured in 26 points vs. St. John's
- Had first career double-double (19 pts, 10 rebs) in win over Bucknell
- Had game-high 22 pts (career-high 11-of-14 FT) in Sacramento State win
- Poured in 24 points vs. Washington State
- Had a team-high 21 points in 20 minutes in his return to the court in season opener at Toledo
- Atlantic 10 Preseason All-Conference Second Team

Career

- Has played in 104 career games with 72 starts
- 46 double-figure games, 16 games with 20+ points
- Missed final 19 games of 2016-17 after suffering a torn ACL (left knee) vs. George Washington on December 30
- Starting point guard for the 2015-16 Atlantic 10 Champion Hawks

2017-18 Game-by-Game

OPPONENT	MIN	FG-A	3PT-A	FT-A	OR	DR	TR	F	A	TO	BL	S	PT
Toledo*	20	6-12	2-3	7-9	0	2	2	2	1	1	0	3	21
Illinois-Chicago*	28	5-13	0-4	6-7	0	0	0	2	5	2	1	1	16
Princeton*	31	4-10	2-6	1-2	0	4	4	2	1	1	0	0	11
Washington State*	33	7-21	4-14	6-6	1	2	3	1	3	2	0	1	24
Harvard*	30	2-8	0-2	5-8	1	1	2	4	3	3	0	2	9
Sacramento State*	30	5-12	1-5	11-14	1	3	4	1	4	5	0	3	22
Bucknell*	33	5-16	2-5	7-7	1	9	10	2	6	0	0	1	19
Villanova*	26	4-13	2-8	0-0	0	2	2	3	2	1	0	0	10
Temple*	34	4-13	2-3	8-10	2	2	4	0	6	2	0	1	18
Maine*	32	6-18	3-8	4-5	0	2	2	2	4	0	0	2	19
St. John's	31	11-20	1-5	3-3	0	2	2	5	2	1	0	1	26
George Washington*	36	2-11	0-3	6-9	0	5	5	1	1	3	0	2	10
VCU*	43	4-18	0-6	4-5	0	4	4	2	5	1	0	0	12
St. Bonaventure*	39	5-11	2-6	11-14	1	9	10	3	5	2	0	5	23
George Mason*	37	8-17	3-8	5-7	2	5	7	0	5	1	1	2	24
Massachusetts*	38	10-23	0-6	2-2	2	1	3	1	2	1	1	2	22
Dayton*	29	6-10	2-3	3-3	0	2	2	2	2	1	0	1	17
Fordham*	36	1-7	0-2	3-3	1	7	8	2	4	1	0	2	5
St. Bonaventure*	32	4-17	0-2	1-3	3	4	7	1	2	3	0	2	9
Penn*	35	6-16	2-6	5-8	1	2	3	1	2	0	0	3	19
Saint Louis*	38	6-12	1-5	3-5	0	6	6	2	2	4	1	1	16
La Salle*	40	9-18	5-7	7-10	1	6	7	2	4	0	1	0	30
Davidson*	35	5-10	2-4	4-8	1	1	2	0	3	2	0	3	16
Massachusetts*	39	4-14	2-5	3-4	2	7	9	0	7	2	0	1	13
Fordham*	39	6-14	3-9	4-5	0	6	6	1	7	1	1	0	19
Duquesne													
George Mason													
Richmond													
Rhode Island													
La Salle													

* Denotes game started



#32 JAI WILLIAMS

Senior • Forward • 6-9 • 235
Philadelphia, Pa.
Phila. Electrical & Technical Charter
Communication Studies

Overall Stats: 1.3 ppg, 0.5 rpg, 0.2 bpg
Atlantic 10 Stats: 2.0 ppg, 0.6 rpg, 0.0 bpg

2017-18

- Has appeared in 10 games this season
- Missed Fordham road game due to illness
- Scored a season-high six pts (3-of-4 FG) in seven minutes vs. SLU
- Scored two points apiece vs. Davidson and VCU
- Played a season-high eight minutes at George Washington
- Pulled down a rebound in two minutes of action vs. St. John's
- Tallied a block in two minutes of action in win over Bucknell
- Scored one point in win over Sacramento State
- Recorded two points, one rebound, and one block in seven minutes vs. Harvard
- Saw four minutes in season debut in win over UIC

Career

- Has played in 55 career games, including 27 in 2016-17
- Received the 2016-17 Robert O'Neill Memorial Award as the team's Most Improved Player
- Saw action in four games for the 2015-16 A-10 Champion Hawks

2017-18 Game-by-Game

OPPONENT	MIN	FG-A	3PT-A	FT-A	OR	DR	TR	F	A	TO	BL	S	PT
Toledo													
Illinois-Chicago	4	0-2	0-0	0-0	0	0	0	0	0	0	0	0	0
Princeton													
Washington State													
Harvard	7	0-0	0-0	2-2	0	1	1	1	0	0	1	0	2
Sacramento State	1	0-0	0-0	1-2	0	0	0	0	0	0	0	0	1
Bucknell	2	0-0	0-0	0-0	0	0	0	0	0	0	1	0	0
Villanova													
Temple													
Maine													
St. John's	2	0-0	0-0	0-0	1	0	1	1	0	0	0	0	0
George Washington	8	0-1	0-0	0-0	1	1	2	0	0	0	0	0	0
VCU	3	1-1	0-0	0-0	0	0	0	1	0	0	0	0	2
St. Bonaventure													
George Mason													
Massachusetts													
Dayton	1	0-0	0-0	0-0	0	0	0	0	0	0	0	0	0
Fordham													
St. Bonaventure													
Penn													
Saint Louis	7	3-4	0-0	0-1	0	1	1	1	0	1	0	0	6
La Salle													
Davidson	5	1-2	0-0	0-0	0	0	0	1	0	0	0	0	2
Massachusetts													
Fordham													
Duquesne													
George Mason													
Richmond													
Rhode Island													
La Salle													

* Denotes game started



#15 CHRIS CLOVER

Junior • Guard • 6-3 • 210
Philadelphia, Pa.
St. Joseph's Prep
Business Administration

Overall Stats: 8.4 ppg, 3.2 rpg, 1.1 apg
Atlantic 10 Stats: 9.0 ppg, 2.7 rpg, 1.2 apg

2017-18

- Dropped 18 points (7-of-12 FG, 3-of-3 3FG) off the bench in win over UMass
- Recorded 12 points and six rebounds at Penn
- Had 10 points in win over Dayton
- Poured in season-high 19 points (8-of-14 FG) at George Mason
- Netted eight points in win over St. Bonaventure
- Scored 12 points at George Washington
- Had 17 pts (6-of-13 FG) and career-high nine rebounds at Temple
- Scored 12 pts (5-of-11 FG) and added four rebs vs. #4 Villanova
- Poured in 17 points (4-of-6 3FG) in win over Bucknell
- Hit for seven points and recorded career-high four steals in win over Sacramento State

Career

- Has played in 75 career games
- Earned 18 starts in 30 appearances in 2016-17

2017-18 Game-by-Game

OPPONENT	MIN	FG-A	3PT-A	FT-A	OR	DR	TR	F	A	TO	BL	S	PT
Toledo	23	4-7	0-2	0-0	1	4	5	2	1	1	0	1	8
Illinois-Chicago*	20	0-3	0-1	0-2	1	4	5	3	2	3	1	1	0
Princeton*	28	2-10	1-6	0-2	1	1	2	1	1	0	0	1	5
Washington State*	22	2-3	1-2	0-0	0	0	0	4	0	0	0	0	5
Harvard*	15	1-7	0-3	0-2	0	0	0	1	1	0	0	0	2
Sacramento State*	24	2-5	1-3	2-4	1	1	2	3	0	2	0	4	7
Bucknell*	29	6-11	4-6	1-2	1	4	5	1	0	2	0	0	17
Villanova*	27	5-11	0-0	2-2	1	3	4	2	1	1	1	0	12
Temple*	33	6-13	2-7	3-4	2	7	9	3	3	0	0	0	17
Maine*	29	2-8	0-2	1-2	0	3	3	1	0	0	0	2	5
St. John's*	32	1-7	1-5	0-0	2	2	4	3	2	4	0	0	3
George Washington*	28	4-12	2-5	2-2	0	5	5	1	0	0	0	1	12
VCU*	22	1-5	0-1	1-2	0	1	1	1	1	1	0	1	3
St. Bonaventure*	33	3-10	1-4	1-2	1	1	2	2	1	0	0	0	8
George Mason*	33	8-14	3-6	0-1	0	3	3	1	2	2	0	2	19
Massachusetts*	31	1-4	0-1	0-1	0	1	1	3	0	0	1	0	2
Dayton*	31	3-11	1-5	3-4	1	3	4	2	1	0	0	1	10
Fordham*	29	2-3	1-2	0-0	0	0	0	0	3	0	0	1	5
St. Bonaventure*	30	4-7	0-0	1-2	0	2	2	0	2	0	0	0	9
Penn*	34	6-13	0-2	0-0	2	4	6	1	0	0	0	1	12
Saint Louis*	32	2-7	1-4	1-2	0	3	3	4	1	2	0	0	6
La Salle*	25	2-9	0-1	3-4	2	3	5	2	2	2	0	0	7
Davidson*	24	3-9	2-5	0-0	0	1	1	1	0	0	0	0	8
Massachusetts	27	7-12	3-3	1-3	0	2	2	1	1	0	0	0	18
Fordham	29	4-6	2-4	0-0	2	4	6	3	2	0	0	0	10
Duquesne													
George Mason													
Richmond													
Rhode Island													
La Salle													

* Denotes game started



#23 MARKELL LODGE

Junior • Forward • 6-7 • 215

Washington, N.C.

Pace Academy

Communication Studies

Overall Stats: 0.8 ppg, 0.8 rpg, 0.2 bpg

Atlantic 10 Stats: 1.1 ppg, 0.9 rpg, 0.2 bpg

2017-18

- Has appeared in 13 games this season, including nine of the last 11
- Pulled down two rebs in season-high 11 minutes at Davidson
- Had two pts and two rebs in eight minutes vs. SLU
- Had two points and two rebounds in three minutes vs. Dayton
- Had two points and one rebound in four minutes at UMass
- Saw action at George Mason
- Scored two points and added a block in six minutes in win over St. Bonaventure
- Had two points, two steals, a block, and a rebound in eight minutes at George Washington
- Saw action vs. St. John's and Harvard

Career

- Has played in 57 career games, with 31 starts
- Was the only Hawk to make all 31 starts in 2016-17
- Saw action in 13 games for the A-10 Champion team in 2015-16

2017-18 Game-by-Game

OPPONENT	MIN	FG-A	3PT-A	FT-A	OR	DR	TR	F	A	TO	BL	S	PT
Toledo													
Illinois-Chicago													
Princeton													
Washington State													
Harvard	0+	0-0	0-0	0-0	0	0	0	0	0	0	0	0	0
Sacramento State													
Bucknell													
Villanova													
Temple													
Maine													
St. John's	0+	0-0	0-0	0-0	0	0	0	0	0	0	0	0	0
George Washington	8	1-1	0-0	0-0	1	0	1	1	0	0	1	2	2
VCU	6	1-1	0-0	0-0	0	0	0	0	0	0	1	0	2
St. Bonaventure													
George Mason	0+	0-0	0-0	0-0	0	0	0	0	0	0	0	0	0
Massachusetts	4	1-1	0-0	0-0	0	1	1	1	0	1	0	0	2
Dayton	3	1-1	0-0	0-0	0	2	2	1	0	1	0	0	2
Fordham	1	0-0	0-0	0-0	0	0	0	0	0	0	0	0	0
St. Bonaventure	0+	0-0	0-0	1-2	0	0	0	0	0	0	0	0	1
Penn	2	0-0	0-0	0-0	1	0	1	0	0	0	0	0	0
Saint Louis	8	1-2	0-0	0-1	0	2	2	0	0	0	0	0	2
La Salle	5	0-0	0-0	0-0	0	1	1	0	0	0	0	0	0
Davidson	11	0-0	0-0	0-0	1	1	2	0	0	1	0	0	0
Massachusetts													
Fordham													
Duquesne													
George Mason													
Richmond													
Rhode Island													
La Salle													

* Denotes game started



#24 PIERFRANCESCO OLIVA

R-Sophomore • Forward • 6-8 • 210

Taranto, Italy

Bergen Catholic (N.J.)

Business

Overall Stats: 6.5 ppg, 7.3 rpg, 3.1 apg

Atlantic 10 Stats: 6.8 ppg, 6.3 rpg, 3.2 apg

2017-18

- Had 10 points, six rebs, and five assists in road win over Fordham
- Went for 10 points, eight rebounds at La Salle
- Poured in career-high 22 points (9-of-16 FG) and matched career-high eight assists in win over Fordham
- Pulled down 15 rebounds in win over Dayton
- Missed game at UMass with the flu
- Went for nine pts, eight rebs, career-high eight assists in win over SBU
- Scored 15 pts (5-of-8 FG) and added seven rebounds in win over VCU
- Recorded career-high 18 rebs and added seven pts vs. St. John's
- Had 11 rebounds, including career-high five offensive rebs, at Temple
- Recorded 10 rebounds in win over Bucknell
- Had 16 points (6-of-9 FG) and eight rebounds against Harvard
- Had 10 rebounds and six assists vs. Washington State
- Went for 11 points, seven rebounds, and four assists in win at UIC

Career/Personal

- Has played in 57 career games, with 52 starts
- Missed entire 2016-17 season with knee injury after surgery (June 2016) to repair a chronic knee condition
- Freshman starter in 30 games for the 2015-16 A-10 Champion Hawks
- Goes by "Checco"

2017-18 Game-by-Game

OPPONENT	MIN	FG-A	3PT-A	FT-A	OR	DR	TR	F	A	TO	BL	S	PT
Toledo*	32	3-8	1-2	0-1	2	4	6	4	1	1	1	0	7
Illinois-Chicago*	38	5-8	0-1	1-1	3	4	7	3	4	2	1	2	11
Princeton*	30	3-5	0-2	1-2	1	7	8	3	3	0	0	0	7
Washington State*	34	1-6	0-3	3-8	1	9	10	2	6	3	0	2	5
Harvard*	25	6-9	0-1	4-7	2	6	8	4	1	2	1	0	16
Sacramento State*	20	0-1	0-1	1-2	1	2	3	3	2	2	0	1	1
Bucknell*	32	1-4	1-2	2-2	3	7	10	2	5	1	1	1	5
Villanova*	21	1-1	0-0	0-1	0	2	2	1	0	2	0	1	2
Temple*	27	2-6	0-0	0-3	5	6	11	3	5	2	0	0	4
Maine*	31	2-5	1-3	1-3	2	6	8	1	2	1	1	1	6
St. John's*	33	3-5	0-1	1-1	2	16	18	2	4	2	0	0	7
George Washington*	24	0-1	0-1	2-2	0	1	1	4	2	2	1	2	2
VCU*	36	5-8	1-3	4-6	2	5	7	3	3	1	1	1	15
St. Bonaventure*	35	3-7	1-4	2-3	1	7	8	4	8	4	2	1	9
George Mason*	24	1-3	0-1	0-0	0	5	5	4	2	0	2	0	2
Massachusetts													
Dayton*	26	0-2	0-2	0-2	0	15	15	2	3	2	1	1	0
Fordham*	31	9-16	3-7	1-3	0	8	8	2	2	5	1	2	22
St. Bonaventure*	32	2-2	1-1	2-5	1	6	7	2	2	4	1	3	7
Penn*	32	1-6	1-4	0-0	0	7	7	4	3	3	1	2	3
Saint Louis*	20	0-2	0-0	0-0	0	1	1	2	3	0	1	0	0
La Salle*	23	3-5	2-3	2-6	1	7	8	4	2	5	0	1	10
Davidson*	11	0-1	0-1	2-4	1	2	3	1	3	1	0	1	2
Massachusetts	28	1-2	0-1	0-0	0	7	7	3	3	2	1	0	2
Fordham	30	4-8	0-1	2-2	0	6	6	3	5	2	0	1	10
Duquesne													
George Mason													
Richmond													
Rhode Island													
La Salle													

* Denotes game started



#10 GERALD BLOUNT

Sophomore • Forward • 6-6 • 225
 Atlanta, Ga.
 Pomfret School (Conn.)
 Finance

Overall Stats: 1.3 ppg, 1.0 rpg, 0.0 apg
 Atlantic 10 Stats: 1.3 ppg, 1.0 rpg, 0.0 apg

2017-18

- Saw action in win at Fordham
- Scored two points and added a rebound in season-high two minutes at Davidson
- Made season debut in win over Dayton, scoring two points and adding two rebounds in one minute of action

Career

- Played in nine games as a freshman
- Also attended Saint Anthony and St. Benedict Prep in New Jersey

2017-18 Game-by-Game

OPPONENT	MIN	FG-A	3PT-A	FT-A	OR	DR	TR	F	A	TO	BL	S	PT
Toledo													
Illinois-Chicago													
Princeton													
Washington State													
Harvard													
Sacramento State													
Bucknell													
Villanova													
Temple													
Maine													
St. John's													
George Washington													
VCU													
St. Bonaventure													
George Mason													
Massachusetts													
Dayton	1	1-1	0-0	0-0	2	0	2	0	0	0	0	0	2
Fordham													
St. Bonaventure													
Penn													
Saint Louis													
La Salle													
Davidson	2	1-1	0-0	0-0	0	1	1	0	0	0	0	0	2
Massachusetts													
Fordham	1	0-0	0-0	0-0	0	0	0	0	0	0	0	0	0
Duquesne													
George Mason													
Richmond													
Rhode Island													
La Salle													

* Denotes game started



#2 CHARLIE BROWN, JR.

Sophomore • Forward • 6-7 • 192
 Philadelphia, Pa.
 St. Thomas More (Conn.)
 Elementary Education

2017-18

- Has missed all 25 games due to fracture in left wrist suffered in mid-October
- Atlantic 10 Preseason All-Conference Third Team

Career

- 2016-17 Atlantic 10 All-Rookie Team honoree
- Played in all 31 games as a freshman, with 30 starts
- 25 double-figure games as a rookie in 2016-17

2017-18 Game-by-Game

OPPONENT	MIN	FG-A	3PT-A	FT-A	OR	DR	TR	F	A	TO	BL	S	PT
Toledo													
Illinois-Chicago													
Princeton													
Washington State													
Harvard													
Sacramento State													
Bucknell													
Villanova													
Temple													
Maine													
St. John's													
George Washington													
VCU													
St. Bonaventure													
George Mason													
Massachusetts													
Dayton													
Fordham													
St. Bonaventure													
Penn													
Saint Louis													
La Salle													
Davidson													
Massachusetts													
Fordham													
Duquesne													
George Mason													
Richmond													
Rhode Island													
La Salle													

* Denotes game started



#5 NICK ROBINSON

Sophomore • Guard • 6-6 • 195

Chicago, Ill.

Kenwood Academy

Business

Overall Stats: 5.8 ppg, 4.6 rpg, 2.4 apg

Atlantic 10 Stats: 7.7 ppg, 5.0 rpg, 2.8 apg

2017-18

- Went for nine points and eight rebounds in third start of season, vs. UMass
- Missed La Salle game with bruised thigh
- Had seven pts and season-high six assists in season-high 36 minutes in second start of season, vs. SLU
- Matched a team-high 13 points (4-of-8 FG) at St. Bonaventure
- Had 13 points (5-of-9 FG) and five rebounds in win over Dayton
- Scored 13 points on career-best 11-for-14 FTs vs. VCU
- Matched season-high seven rebs in first start of season vs. St. John's
- Went for eight points (3-of-4 FG) and season-high seven rebounds in win over Maine
- Pulled down six rebounds vs. #4 Villanova
- Scored season-high nine points (4-of-7 FG) in win over Bucknell
- Pulled down six rebounds in win over Sacramento State
- Went for seven points and six rebounds in win over UIC

Career

- Played in all 31 games as a freshman, with 19 starts

2017-18 Game-by-Game

OPPONENT	MIN	FG-A	3PT-A	FT-A	OR	DR	TR	F	A	TO	BL	S	PT
Toledo	22	1-6	0-1	1-1	1	1	2	4	4	1	0	1	4
Illinois-Chicago	31	3-5	1-1	0-0	0	6	6	2	1	2	1	1	7
Princeton	23	1-3	0-0	0-0	1	3	4	4	2	0	0	0	2
Washington State	25	3-6	0-2	0-0	0	2	2	2	3	0	0	1	6
Harvard	26	0-1	0-1	0-0	0	1	1	3	3	0	0	0	0
Sacramento State	30	1-5	0-1	1-1	1	5	6	2	2	1	0	2	3
Bucknell	16	4-7	1-2	0-2	0	5	5	4	2	0	1	0	9
Villanova	22	0-4	0-0	2-2	4	2	6	2	3	1	0	1	2
Temple	14	0-2	0-2	1-2	0	2	2	4	0	0	1	0	1
Maine	22	3-4	0-1	2-3	1	6	7	2	1	1	0	3	8
St. John's*	26	2-5	2-2	1-2	3	4	7	4	2	5	0	0	7
George Washington	28	4-6	0-0	1-1	0	3	3	4	1	3	0	1	9
VCU	29	1-6	0-1	2-2	3	1	4	1	1	2	0	1	13
St. Bonaventure	19	2-5	0-2	4-4	2	1	3	4	1	2	1	0	8
George Mason	25	1-5	0-2	1-2	3	2	5	2	2	0	0	0	3
Massachusetts	27	2-3	0-1	0-0	0	3	3	4	1	3	1	2	4
Dayton	27	5-9	1-2	2-3	2	3	5	2	1	1	0	2	13
Fordham	24	0-3	0-2	2-2	1	5	6	2	4	0	1	0	2
St. Bonaventure	22	4-8	0-3	5-6	0	4	4	3	5	1	2	0	13
Penn	21	0-3	0-0	0-1	0	3	3	4	2	2	0	0	0
Saint Louis*	36	1-6	1-2	4-4	0	4	4	4	6	3	0	1	7
La Salle													
Davidson	25	4-6	0-1	0-0	0	6	6	0	4	2	0	1	8
Massachusetts*	35	3-6	0-2	3-3	3	5	8	0	4	1	0	1	9
Fordham*	16	1-1	0-0	1-2	0	5	5	3	2	0	0	1	3
Duquesne													
George Mason													
Richmond													
Rhode Island													
La Salle													

* Denotes game started



#22 LORENZO EDWARDS

R-Freshman • Forward • 6-7 • 220

Lake Forest, Ill.

Lake Forest

Business

Overall Stats: 2.1 ppg, 2.3 rpg, 0.5 bpg

Atlantic 10 Stats: 1.8 ppg, 0.6 rpg, 0.6 bpg

2017-18

- Scored three points in nine minutes at Davidson
- Scored six points in 16 minutes of action at La Salle
- Posted two blocks in two minutes at St. Bonaventure
- Saw action in win over Dayton
- Missed the George Mason and UMass games due to injury
- Played career-high 22 minutes against #4 Villanova
- Had three rebs and one block in just five minutes in win over Bucknell
- Recorded career-high 10 points (4-of-9 FG) and career-high nine rebounds in 21 minutes in win over Sacramento State
- Posted seven points and seven rebounds vs. Harvard
- Pulled down five rebounds in eight minutes vs. Washington State
- Saw action in win over Princeton
- On first collegiate shot, nailed three pointer in win over UIC


Career

- Played in one game as a freshman, with four minutes vs. Columbia
- Missed the majority of the 2016-17 season after having shoulder surgery in December

2017-18 Game-by-Game

OPPONENT	MIN	FG-A	3PT-A	FT-A	OR	DR	TR	F	A	TO	BL	S	PT
Toledo													
Illinois-Chicago	11	1-3	1-3	0-0	0	2	2	1	1	1	0	0	3
Princeton	3	0-0	0-0	0-0	1	0	1	0	0	0	0	0	0
Washington State	8	1-3	0-2	0-0	1	4	5	0	0	0	2	0	2
Harvard	18	1-3	1-3	4-4	3	4	7	2	0	1	0	1	7
Sacramento State	21	4-9	2-6	0-0	5	4	9	4	0	0	0	0	10
Bucknell	5	0-0	0-0	0-1	0	3	3	2	0	0	1	0	0
Villanova	22	0-5	0-5	0-0	1	1	2	2	0	0	0	2	0
Temple	11	0-3	0-2	0-0	0	1	1	0	0	1	2	0	0
Maine	1	0-0	0-0	0-0	0	1	1	0	0	0	0	0	0
St. John's													
George Washington													
VCU													
St. Bonaventure													
George Mason													
Massachusetts													
Dayton	1	0-2	0-1	0-0	0	0	0	0	0	0	0	0	0
Fordham													
St. Bonaventure	2	0-1	0-1	0-0	0	0	0	0	0	0	2	0	0
Penn	2	0-2	0-1	0-0	0	0	0	1	0	0	0	0	0
Saint Louis	14	0-2	0-2	0-0	0	1	1	1	1	0	0	0	0
La Salle	16	2-2	2-2	0-0	1	0	1	2	0	0	1	0	6
Davidson	9	1-4	1-4	0-0	0	1	1	1	0	1	0	0	3
Massachusetts													
Fordham													
Duquesne													
George Mason													
Richmond													
Rhode Island													
La Salle													

* Denotes game started



#33 TAYLOR FUNK

Freshman • Forward • 6-9 • 225

Lancaster, Pa.

Manheim Central

Business

Overall Stats: 12.3 ppg, 4.2 rpg, 1.5 apg

Atlantic 10 Stats: 10.8 ppg, 3.8 rpg, 1.5 apg

2017-18

- Has scored in double figures in 16 of 25 games this season
- SJU's leading scorer 4x, vs. VCU, Princeton, SLU, and UMass (22 pts)
- Scored 21 points (7-of-13 FG, 4-of-9 3FG) vs. Saint Louis
- Went for 18 points (6-of-11 FG, 4-of-8 3FG) in win over Dayton
- Hit for 15 points, including four 3FGs, at George Mason
- Posted a team-high 19 pts, plus key 3-pointer in OT, vs. VCU
- Matched season-high five 3FG in first collegiate start, vs. St. John's
- Matched season-high in 3FG (5-of-6) for 15 points at Temple
- Hit for 15 points (6-of-10 FG) in win over Sacramento State
- Scored 11 points and matched season-high nine rebs vs. Harvard
- Atlantic 10 Rookie of the Week (Nov. 20) for averaging 22.5 points in wins over UIC and Princeton
- Hit for game- and season-high 23 pts (5-of-6 3FG) in win over Princeton
- Poured in 22 points (4-of-8 3FG), added season-high nine rebounds in win over UIC
- Had 16 pts (4-of-8 3FG) in collegiate debut in season opener at Toledo

High School/Personal

- 2017 Associated Press All-State Class 5A First Team selection
- Averaged 24.3 points as a senior to lead the Lancaster-Lebanon league in scoring for the second consecutive season
- School's all-time leading scorer with 1,977 points
- Hit 229 career three-pointers

2017-18 Game-by-Game

OPPONENT	MIN	FG-A	3PT-A	FT-A	OR	DR	TR	F	A	TO	BL	S	PT
Toledo	29	6-13	4-8	0-0	3	3	6	4	1	1	2	1	16
Illinois-Chicago	30	9-15	4-8	0-0	4	5	9	4	2	1	0	2	22
Princeton	24	7-8	5-6	4-4	0	1	1	1	1	1	0	1	23
Washington State	28	3-6	2-3	0-0	1	4	5	2	3	1	1	0	8
Harvard	28	3-12	3-10	2-2	2	7	9	4	3	0	0	0	11
Sacramento State	20	6-10	3-6	0-0	2	4	6	2	1	1	0	0	15
Bucknell	17	3-8	1-4	2-2	1	0	1	2	2	1	1	0	9
Villanova	28	5-9	3-7	0-0	0	3	3	1	2	2	1	0	13
Temple	26	5-6	5-6	0-0	0	5	5	0	0	4	0	0	15
Maine	26	4-12	1-7	1-1	1	2	3	0	1	0	1	1	10
St. John's*	33	5-17	5-15	0-0	1	1	2	2	1	2	0	0	15
George Washington	21	1-6	1-4	2-3	0	4	4	1	1	1	0	0	5
VCU*	33	5-10	4-7	5-5	1	2	3	3	2	0	0	0	19
St. Bonaventure*	22	3-6	2-5	0-2	1	5	6	4	3	3	0	0	8
George Mason*	30	5-13	4-10	1-2	0	4	4	1	1	0	0	1	15
Massachusetts*	30	2-8	2-8	0-0	0	6	6	4	2	1	0	1	6
Dayton*	31	6-11	4-8	2-2	2	4	6	1	2	1	0	0	18
Fordham*	30	2-9	1-6	0-0	1	2	3	1	2	0	1	2	5
St. Bonaventure*	29	3-8	3-8	1-2	1	2	3	5	0	1	1	2	10
Penn*	27	3-9	2-6	2-2	0	4	4	2	1	0	1	1	10
Saint Louis*	35	7-13	4-9	3-3	2	1	3	3	1	0	1	1	21
La Salle*	35	1-8	1-7	0-0	0	4	4	2	2	1	2	0	3
Davidson*	18	1-3	1-2	0-0	0	4	4	2	0	3	0	0	3
Massachusetts*	30	6-12	4-10	6-7	1	2	3	3	2	1	2	1	22
Fordham*	33	2-5	1-3	0-0	0	1	1	2	1	0	0	1	5
Duquesne													
George Mason													
Richmond													
Rhode Island													
La Salle													

* Denotes game started



#12 ANTHONY LONGPRÉ

Freshman • Forward • 6-10 • 240

L'Assomption, Quebec

Glenelg Country (Md.)

Business

Overall Stats: 3.8 ppg, 3.1 rpg, 1.2 apg

Atlantic 10 Stats: 3.6 ppg, 3.1 rpg, 1.3 apg

2017-18

- Scored six points off the bench at Davidson
- Had a season-high 11 points, season-high seven rebounds, and season-high seven assists in start at UMass
- Scored eight points off the bench in VCU win
- Recorded eight points and six rebounds at Temple
- Scored eight points (3-of-6 FG) vs. Washington State
- Netted 10 points (4-of-7 FG) in win over Princeton
- Dished out five assists in win at UIC
- Scored six points and pulled down six rebounds in collegiate debut in season opener at Toledo

High School/Personal

- Played for Canada's U19 National Team that captured the gold medal at the FIBA U19 Basketball World Cup in Cairo
- Three-time Maryland Interscholastic Athletic Association All-Star
- Named the 2017 *Howard County Times* Co-Player of the Year...
- Averaged 15.9 points, 8.9 rebounds and 2.4 assists as a senior
- Moved to the United States from his native Canada in 2014

2017-18 Game-by-Game

OPPONENT	MIN	FG-A	3PT-A	FT-A	OR	DR	TR	F	A	TO	BL	S	PT
Toledo*	18	2-4	2-4	0-1	1	5	6	4	2	1	2	0	6
Illinois-Chicago*	23	1-6	0-1	0-0	1	3	4	2	5	1	2	0	2
Princeton*	25	4-7	1-2	1-1	0	6	6	0	2	0	1	0	10
Washington State*	23	3-6	2-4	0-1	0	3	3	1	1	0	0	0	8
Harvard*	12	2-3	2-2	0-0	0	1	1	3	0	2	0	0	6
Sacramento State*	14	0-3	0-2	0-0	0	0	0	1	0	0	0	0	0
Bucknell*	28	1-4	1-3	1-2	0	3	3	2	0	2	1	2	4
Villanova*	17	0-3	0-2	0-0	0	0	0	0	0	0	0	0	0
Temple*	19	3-8	2-5	0-0	0	6	6	2	1	1	0	0	8
Maine*	20	2-7	1-3	0-0	1	4	5	1	1	0	0	1	5
St. John's	13	0-3	0-2	0-0	1	2	3	1	0	2	0	1	0
George Washington*	19	0-3	0-2	0-0	1	1	2	0	1	0	0	1	0
VCU	15	3-5	0-1	2-2	3	1	4	1	1	2	0	1	8
St. Bonaventure	17	2-5	1-4	0-0	0	2	2	2	0	0	0	0	5
George Mason	14	0-1	0-1	0-0	0	2	2	0	1	0	0	0	0
Massachusetts*	31	3-9	2-4	3-4	3	4	7	3	7	3	0	1	11
Dayton	19	0-1	0-1	0-0	1	0	1	0	1	0	0	1	0
Fordham	9	1-7	0-3	0-0	1	1	2	0	2	0	0	0	2
St. Bonaventure	16	1-3	1-1	2-2	0	1	1	4	1	0	0	1	5
Penn	11	0-4	0-2	0-0	0	1	1	2	0	0	0	0	0
Saint Louis	10	0-2	0-0	1-2	3	1	4	1	1	0	0	0	1
La Salle	16	1-2	0-0	0-1	2	3	5	4	1	1	0	0	2
Davidson	23	2-4	2-3	0-0	0	3	3	1	0	0	0	0	6
Massachusetts*	13	1-4	1-3	0-0	1	3	4	1	1	0	1	0	3
Fordham*	9	2-7	0-1	0-0	1	2	3	2	0	3	0	0	4
Duquesne													
George Mason													
Richmond													
Rhode Island													
La Salle													

* Denotes game started



#3 MICHAEL BOOTH

Senior • Guard • 6-3 • 205
 Thornton, Pa.
 Bishop Shanahan
 Pharmaceutical Marketing

Overall Stats: 0.5 ppg, 0.2 rpg, 0.3 apg
 Atlantic 10 Stats: 1.0 ppg, 0.0 rpg, 0.7 apg

2017-18

- Had three points (1-for-1 3FG) and first two collegiate assists in two minutes of play at Davidson
- Has appeared in six games, vs. Bucknell, #4 Villanova, Maine, Fordham (home), Davidson, and Fordham (away)

Career

- Has played in 23 career games
- Selected to the 2016-17 NABC Honors Court
- Co-recipient of the 2015-16 Daniel J. Cummins, Jr. Award for spirit
- Joined the Hawks' squad as a walk-on in 2014-15



#21 KYLE THOMPSON

Senior • Guard • 6-2 • 200
 Mt. Laurel, N.J.
 St. Joseph's Prep
 Interdisciplinary Health Services

Overall Stats: 0.3 ppg, 0.0 rpg, 0.0 apg
 Atlantic 10 Stats: 0.5 ppg, 0.0 rpg, 0.0 apg

2017-18

- Scored two pts (2-of-2 FT) and had a steal in home win over Fordham
- Has appeared in seven games, vs. Bucknell, #4 Villanova, Maine, Dayton, Fordham (home), Davidson, and Fordham (away)

Career

- Has played in 24 career games
- Received the 2016-17 George Senesky Memorial Award for academics
- Co-recipient of the 2015-16 Daniel J. Cummins, Jr. Award for spirit
- Joined the Hawks' squad as a walk-on in 2014-15



#13 CHRISTIAN VEGA

Senior • Guard • 6-0 • 188
 Guaynabo, Puerto Rico
 Colegio San Jose'
 Food Marketing

Overall Stats: 0.0 ppg, 0.0 rpg, 0.3 apg
 Atlantic 10 Stats: 0.0 ppg, 0.0 rpg, 0.3 apg

2017-18

- Saw action at Fordham
- Saw action at Davidson
- Made season debut in home win over Fordham

Career

- Has played in eight career games
- Joined the Hawks' squad as a walk-on in 2015-16



#0 LAMARR KIMBLE


Junior • Guard • 6-0 • 185
 Philadelphia, Pa.
 Neumann-Goretti
 Communication Studies

2017-18

- Sideline for the remainder of the season after re-injuring fifth metatarsal (left foot) in season opener and will undergo surgery
- Team captain for the second consecutive season

Career/Personal

- 61 career games, 32 double-figure games, 5 games with 20+ pts
- Goes by "Fresh"



#20 MIKE MUGGIO

Junior • Guard • 6-3 • 210
 River Vale, N.J.
 Bergen Catholic
 Sports Marketing

2017-18


- Sideline indefinitely with hip injury

Career

- Joined the Hawks' squad as a practice player in 2016-17

High School/Personal

- Was a high school teammate of Pierfrancesco Oliva



#11 TOLIVER FREEMAN

Sophomore • Guard • 6-3 • 212
 Baton Rouge, La.
 Catholic
 Biology

Overall Stats: 0.0 ppg, 0.5 rpg, 0.0 apg
 Atlantic 10 Stats: 0.0 ppg, 0.7 rpg, 0.0 apg

2017-18

- Had a rebound in road win over Fordham
- Saw action at Davidson
- Grabbed first collegiate rebound in home win over Fordham
- Saw action in win over Maine

Career

- Has played in five career games
- Joined the Hawks' squad as a walk-on in 2016-17



Saint Joseph's Basketball
Saint Joseph's Combined Team Statistics (as of Feb 14, 2018)
All games



Overall record: 11-14 Conf: 6-7 Home: 8-2 Away: 2-9 Neutral: 1-3

#	Player	gp-gs	min	avg	Total		3-Point		F-Throw		Rebounds				pf	dq	a	to	blk	stl	pts	avg	
					fg-fga	fg%	3fg-fga	3fg%	ft-fa	ft%	off	def	tot	avg									
25	DEMERY, James	24-24	844	35.2	160-342	.468	18-67	.269	80-128	.625	45	89	134	5.6	44	0	25	37	9	30	418	17.4	
01	NEWKIRK, Shavar	25-24	844	33.8	135-354	.381	41-135	.304	119-157	.758	20	94	114	4.6	42	1	88	40	6	39	430	17.2	
33	FUNK, Taylor	25-14	693	27.7	103-237	.435	70-173	.405	31-37	.838	24	80	104	4.2	56	1	37	26	14	15	307	12.3	
00	KIMBLE, Lamarr	1-1	30	30.0	4-11	.364	2-4	.500	0-1	.000	0	1	1	1.0	2	0	2	0	0	0	10	10.0	
15	CLOVER, Chris	25-22	690	27.6	81-207	.391	26-80	.325	22-43	.512	18	62	80	3.2	46	0	27	20	3	16	210	8.4	
24	OLIVA, Pierfrancesco	24-22	675	28.1	56-121	.463	12-45	.267	31-64	.484	28	146	174	7.3	66	0	74	49	17	23	155	6.5	
05	ROBINSON, Nick	24-4	581	24.2	46-115	.400	6-31	.194	42-55	.764	23	88	111	4.6	66	0	58	31	8	20	140	5.8	
12	LONGPRE', Anthony	25-14	434	17.4	34-111	.306	18-56	.321	10-16	.625	20	58	78	3.1	38	0	29	18	7	9	96	3.8	
22	EDWARDS, Lorenzo	15-0	144	9.6	10-39	.256	7-32	.219	4-5	.800	12	22	34	2.3	16	0	2	4	8	3	31	2.1	
10	BLOUNT, Gerald	3-0	4	1.3	2-2	1.000	0-0	.000	0-0	.000	2	1	3	1.0	0	0	0	0	0	0	4	1.3	
32	WILLIAMS, Jai	10-0	40	4.0	5-10	.500	0-0	.000	3-5	.600	2	3	5	0.5	7	0	0	1	2	0	13	1.3	
23	LODGE, Markell	13-0	48	3.7	5-6	.833	0-0	.000	1-3	.333	3	7	10	0.8	3	0	0	3	2	2	11	0.8	
03	BOOTH, Michael	6-0	7	1.2	1-2	.500	1-2	.500	0-0	.000	0	1	1	0.2	0	0	2	0	0	1	3	0.5	
21	THOMPSON, Kyle	7-0	9	1.3	0-1	.000	0-0	.000	2-2	1.000	0	0	0	0.0	0	0	0	2	0	1	2	0.3	
11	FREEMAN, Toliver	4-0	4	1.0	0-2	.000	0-2	.000	0-0	.000	0	2	2	0.5	0	0	0	1	0	0	0	0.0	
13	VEGA, Christian	3-0	3	1.0	0-1	.000	0-0	.000	0-0	.000	0	0	0	0.0	0	0	1	0	0	0	0	0.0	
Team											37	46	83									7	
Total.....		25	5050		642-1561	.411	201-627	.321	345-516	.669	234	700	934	37.4	386	2	345	239	76	159	1830	73.2	
Opponents.....		25	5050		660-1528	.432	251-706	.356	259-366	.708	211	765	976	39.0	461	-	393	306	95	112	1830	73.2	

TEAM STATISTICS	SJU	OPP	Date	Opponent	Score	Att.
SCORING	1830	1830	11/11/17	at Toledo	L 87-98	3609
Points per game	73.2	73.2	11/13/17	at UIC	Wot 86-82	3175
Scoring margin	+0.0	-	11/18/17	PRINCETON	w 71-58	4121
FIELD GOALS-ATT	642-1561	660-1528	# 11/23/17	vs Washington State	L 71-75	2131
Field goal pct	.411	.432	# 11/24/17	vs Harvard	L 71-77	2513
3 POINT FG-ATT	201-627	251-706	# 11/26/17	vs Sacramento State	w 74-69	1733
3-point FG pct	.321	.356	11/29/17	BUCKNELL	w 83-70	3783
3-pt FG made per game	8.0	10.0	12/02/17	VILLANOVA	L 53-94	4200
FREE THROWS-ATT	345-516	259-366	12/09/17	at Temple	L 78-81	7288
Free throw pct	.669	.708	12/17/17	MAINE	w 72-59	3551
F-Throws made per game	13.8	10.4	& 12/20/17	vs St. John's	L 73-77	5518
REBOUNDS	934	976	* 12/30/17	at George Washington	L 64-70	2225
Rebounds per game	37.4	39.0	* 01/03/18	VCU	Wot 87-81	3518
Rebounding margin	-1.7	-	* 01/06/18	ST. BONAVENTURE	w 85-78	4061
ASSISTS	345	393	* 01/10/18	at George Mason	L 79-81	2783
Assists per game	13.8	15.7	* 01/14/18	at Massachusetts	L 69-72	2476
TURNOVERS	239	306	* 01/17/18	DAYTON	w 81-65	3251
Turnovers per game	9.6	12.2	* 01/20/18	FORDHAM	w 68-46	3634
Turnover margin	+2.7	-	* 01/24/18	at St. Bonaventure	L 67-70	3548
Assist/turnover ratio	1.4	1.3	01/27/18	at Penn	L 56-67	7682
STEALS	159	112	* 01/31/18	SAINT LOUIS	L 59-60	3143
Steals per game	6.4	4.5	* 02/03/18	at La Salle	L 78-81	3045
BLOCKS	76	95	* 02/06/18	at Davidson	L 62-91	3134
Blocks per game	3.0	3.8	* 02/10/18	MASSACHUSETTS	w 85-73	3751
ATTENDANCE	37013	51892	* 02/14/18	at Fordham	w 71-55	1032
Home games-Avg/Game	10-3701	11-3636				
Neutral site-Avg/Game	-	4-2974				

* - Atlantic 10 Conference Game
- Wooden Legacy, Fullerton, Calif.
& - Hall of Fame Holiday Showcase, Uncasville, Conn.

Score by Periods	1st	2nd	OT	Totals
Saint Joseph's	874	933	23	1830
Opponents	868	949	13	1830



Saint Joseph's Basketball
Saint Joseph's Season Box Score (as of Feb 14, 2018)
Atlantic 10 games only



RECORD:	OVERALL	HOME	AWAY	NEUTRAL
ALL GAMES	6-7	5-1	1-6	0-0
CONFERENCE	6-7	5-1	1-6	0-0
NON-CONFERENCE	0-0	0-0	0-0	0-0

##	Player	gp-gs	min	avg	Total		3-Point		F-Throw		Rebounds					a	to	blk	stl	pts	avg	
					fg-fga	fg%	3fg-fga	3fg%	ft-fa	ft%	off	def	tot	avg	pf							dq
25	DEMERY, James	12-12	427	35.6	84-172	.488	11-33	.333	44-65	.677	23	43	66	5.5	23	0	13	18	4	12	223	18.6
01	NEWKIRK, Shavar	13-13	481	37.0	70-182	.385	20-66	.303	56-78	.718	13	63	76	5.8	17	0	49	22	5	21	216	16.6
33	FUNK, Taylor	13-12	377	29.0	44-112	.393	32-87	.368	20-26	.769	9	41	50	3.8	32	1	19	12	7	9	140	10.8
15	CLOVER, Chris	13-11	374	28.8	44-109	.404	16-41	.390	13-23	.565	6	29	35	2.7	21	0	16	7	1	6	117	9.0
05	ROBINSON, Nick	12-3	303	25.3	28-64	.438	2-18	.111	34-41	.829	12	48	60	5.0	29	0	33	18	5	11	92	7.7
24	OLIVA, Pierfrancesco	12-10	320	26.7	28-57	.491	8-25	.320	17-33	.515	6	70	76	6.3	34	0	38	28	11	13	81	6.8
12	LONGPRE', Anthony	13-4	211	16.2	16-53	.302	7-24	.292	8-11	.727	16	24	40	3.1	19	0	17	9	1	5	47	3.6
32	WILLIAMS, Jai	5-0	24	4.8	5-8	.625	0-0	.000	0-1	.000	1	2	3	0.6	5	0	0	1	0	0	10	2.0
22	EDWARDS, Lorenzo	5-0	42	8.4	3-11	.273	3-10	.300	0-0	.000	1	2	3	0.6	4	0	1	1	3	0	9	1.8
10	BLOUNT, Gerald	3-0	4	1.3	2-2	1.000	0-0	.000	0-0	.000	2	1	3	1.0	0	0	0	0	0	0	4	1.3
23	LODGE, Markell	10-0	46	4.6	5-6	.833	0-0	.000	1-3	.333	2	7	9	0.9	3	0	0	3	2	2	11	1.1
03	BOOTH, Michael	3-0	4	1.3	1-1	1.000	1-1	1.000	0-0	.000	0	0	0	0.0	0	0	2	0	0	1	3	1.0
21	THOMPSON, Kyle	4-0	6	1.5	0-1	.000	0-0	.000	2-2	1.000	0	0	0	0.0	0	0	0	2	0	1	2	0.5
11	FREEMAN, Toliver	3-0	3	1.0	0-2	.000	0-2	.000	0-0	.000	0	2	2	0.7	0	0	0	1	0	0	0	0.0
13	VEGA, Christian	3-0	3	1.0	0-1	.000	0-0	.000	0-0	.000	0	0	0	0.0	0	0	1	0	0	0	0	0.0
Team											17	27	44				5					
Total.....		13	2625		330-781	.423	100-307	.326	195-283	.689	108	359	467	35.9	187	1	189	127	39	81	955	73.5
Opponents.....		13	2625		342-790	.433	130-365	.356	109-151	.722	100	381	481	37.0	240	-	207	163	48	65	923	71.0

Score by Periods	1st	2nd	OT	Totals
Saint Joseph's	469	475	11	955
Opponents	446	472	5	923



Saint Joseph's Basketball
Saint Joseph's Points-Rebounds-Assists (as of Feb 14, 2018)
All games



Opponent	Date	Score	00 KIMBLE,LAM	01 NEWKIRK,SH	03 BOOTH,MICH	05 ROBINSON,N	10 BLOUNT,GER	11 FREEMAN,TO	12 LONGPRE',A	
at Toledo	11/11/17	87-98	L	10-1-2	21-2-1	DNP	3-2-4	DNP	DNP	6-6-2
at UIC	11/13/17	86-82	w	DNP	16-0-5	DNP	7-6-1	DNP	DNP	2-4-5
PRINCETON	11/18/17	71-58	w	DNP	11-4-1	DNP	2-4-2	DNP	DNP	10-6-2
vs Washington State	11/23/17	71-75	L	DNP	24-3-3	DNP	6-2-3	DNP	DNP	8-3-1
vs Harvard	11/24/17	71-77	L	DNP	9-2-3	DNP	0-1-3	DNP	DNP	6-1-0
vs Sacramento State	11/26/17	74-69	w	DNP	22-4-4	DNP	3-6-2	DNP	DNP	0-0-0
BUCKNELL	11/29/17	83-70	w	DNP	19-10-6	0-0-0	9-5-2	DNP	DNP	4-3-0
VILLANOVA	12/02/17	53-94	L	DNP	10-2-2	0-0-0	2-6-3	DNP	DNP	0-0-0
at Temple	12/09/17	78-81	L	DNP	18-4-6	DNP	1-2-0	DNP	DNP	8-6-1
MAINE	12/17/17	72-59	w	DNP	19-2-4	0-1-0	8-7-1	DNP	0-0-0	5-5-1
vs St. John's	12/20/17	73-77	L	DNP	26-2-2	DNP	7-7-2	DNP	DNP	0-3-0
at George Washington	12/30/17	64-70	L	DNP	10-5-1	DNP	9-3-1	DNP	DNP	0-2-1
VCU	01/03/18	87-81	w	DNP	12-4-5	DNP	13-8-2	DNP	DNP	8-4-1
ST. BONAVENTURE	01/06/18	85-78	w	DNP	23-10-5	DNP	8-3-1	DNP	DNP	5-2-0
at George Mason	01/10/18	79-81	L	DNP	24-7-5	DNP	3-5-2	DNP	DNP	0-2-1
at Massachusetts	01/14/18	69-72	L	DNP	22-3-2	DNP	4-3-1	DNP	DNP	11-7-7
DAYTON	01/17/18	81-65	w	DNP	17-2-2	DNP	13-5-1	2-2-0	DNP	0-1-1
FORDHAM	01/20/18	68-46	w	DNP	5-8-4	0-0-0	2-6-4	DNP	0-1-0	2-2-2
at St. Bonaventure	01/24/18	67-70	L	DNP	9-7-2	DNP	13-4-5	DNP	DNP	5-1-1
at Penn	01/27/18	56-67	L	DNP	19-3-2	DNP	0-3-2	DNP	DNP	0-1-0
SAINT LOUIS	01/31/18	59-60	L	DNP	16-6-2	DNP	7-4-6	DNP	DNP	1-4-1
at La Salle	02/03/18	78-81	L	DNP	30-7-4	DNP	DNP	DNP	DNP	2-5-1
at Davidson	02/06/18	62-91	L	DNP	16-2-3	3-0-2	8-6-4	2-1-0	0-0-0	6-3-0
MASSACHUSETTS	02/10/18	85-73	w	DNP	13-9-7	DNP	9-8-4	DNP	DNP	3-4-1
at Fordham	02/14/18	71-55	w	DNP	19-6-7	0-0-0	3-5-2	0-0-0	0-1-0	4-3-0

Opponent	Date	Score	13 VEGA,CHRIS	15 CLOVER,CHR	21 THOMPSON,K	22 EDWARDS,LO	23 LODGE,MARK	24 OLIVA,PIER	25 DEMERY,JAM	
at Toledo	11/11/17	87-98	L	DNP	8-5-1	DNP	DNP	7-6-1	16-3-1	
at UIC	11/13/17	86-82	w	DNP	0-5-2	DNP	3-2-1	DNP	11-7-4	25-5-2
PRINCETON	11/18/17	71-58	w	DNP	5-2-1	DNP	0-1-0	DNP	7-8-3	13-3-1
vs Washington State	11/23/17	71-75	L	DNP	5-0-0	DNP	2-5-0	DNP	5-10-6	13-5-0
vs Harvard	11/24/17	71-77	L	DNP	2-0-1	DNP	7-7-0	0-0-0	16-8-1	18-10-2
vs Sacramento State	11/26/17	74-69	w	DNP	7-2-0	DNP	10-9-0	DNP	1-3-2	15-2-0
BUCKNELL	11/29/17	83-70	w	DNP	17-5-0	0-0-0	0-3-0	DNP	5-10-5	20-8-0
VILLANOVA	12/02/17	53-94	L	DNP	12-4-1	0-0-0	0-2-0	DNP	2-2-0	14-5-0
at Temple	12/09/17	78-81	L	DNP	17-9-3	DNP	0-1-0	DNP	4-11-5	15-4-4
MAINE	12/17/17	72-59	w	DNP	5-3-0	0-0-0	0-1-0	DNP	6-8-2	19-10-0
vs St. John's	12/20/17	73-77	L	DNP	3-4-2	DNP	DNP	0-0-0	7-18-4	15-7-2
at George Washington	12/30/17	64-70	L	DNP	12-5-0	DNP	DNP	2-1-0	2-1-2	24-8-1
VCU	01/03/18	87-81	w	DNP	3-1-1	DNP	DNP	2-0-0	15-7-3	13-8-1
ST. BONAVENTURE	01/06/18	85-78	w	DNP	8-2-1	DNP	DNP	DNP	9-8-8	24-1-0
at George Mason	01/10/18	79-81	L	DNP	19-3-2	DNP	DNP	0-0-0	2-5-2	16-2-1
at Massachusetts	01/14/18	69-72	L	DNP	2-1-0	DNP	DNP	2-1-0	DNP	22-7-1
DAYTON	01/17/18	81-65	w	DNP	10-4-1	0-0-0	0-0-0	2-2-0	0-15-3	19-4-2
FORDHAM	01/20/18	68-46	w	0-0-0	5-0-3	2-0-0	DNP	0-0-0	22-8-2	25-7-4
at St. Bonaventure	01/24/18	67-70	L	DNP	9-2-2	DNP	0-0-0	1-0-0	7-7-2	13-5-0
at Penn	01/27/18	56-67	L	DNP	12-6-0	DNP	0-0-0	0-1-0	3-7-3	12-6-0
SAINT LOUIS	01/31/18	59-60	L	DNP	6-3-1	DNP	0-1-1	2-2-0	0-1-3	DNP
at La Salle	02/03/18	78-81	L	DNP	7-5-2	DNP	6-1-0	0-1-0	10-8-2	20-11-1
at Davidson	02/06/18	62-91	L	0-0-1	8-1-0	0-0-0	3-1-0	0-2-0	2-3-3	9-3-1
MASSACHUSETTS	02/10/18	85-73	w	DNP	18-2-1	DNP	DNP	DNP	2-7-3	18-4-0
at Fordham	02/14/18	71-55	w	0-0-0	10-6-2	0-0-0	DNP	DNP	10-6-5	20-6-1



Saint Joseph's Basketball
Saint Joseph's Points-Rebounds-Assists (as of Feb 14, 2018)
All games



Opponent	Date	Score		32	33
				WILLIAMS,J	FUNK,TAYLO
at Toledo	11/11/17	87-98	L	DNP	16-6-1
at UIC	11/13/17	86-82	w	0-0-0	22-9-2
PRINCETON	11/18/17	71-58	w	DNP	23-1-1
vs Washington State	11/23/17	71-75	L	DNP	8-5-3
vs Harvard	11/24/17	71-77	L	2-1-0	11-9-3
vs Sacramento State	11/26/17	74-69	w	1-0-0	15-6-1
BUCKNELL	11/29/17	83-70	w	0-0-0	9-1-2
VILLANOVA	12/02/17	53-94	L	DNP	13-3-2
at Temple	12/09/17	78-81	L	DNP	15-5-0
MAINE	12/17/17	72-59	w	DNP	10-3-1
vs St. John's	12/20/17	73-77	L	0-1-0	15-2-1
at George Washington	12/30/17	64-70	L	0-2-0	5-4-1
VCU	01/03/18	87-81	w	2-0-0	19-3-2
ST. BONAVENTURE	01/06/18	85-78	w	DNP	8-6-3
at George Mason	01/10/18	79-81	L	DNP	15-4-1
at Massachusetts	01/14/18	69-72	L	DNP	6-6-2
DAYTON	01/17/18	81-65	w	0-0-0	18-6-2
FORDHAM	01/20/18	68-46	w	DNP	5-3-2
at St. Bonaventure	01/24/18	67-70	L	DNP	10-3-0
at Penn	01/27/18	56-67	L	DNP	10-4-1
SAINT LOUIS	01/31/18	59-60	L	6-1-0	21-3-1
at La Salle	02/03/18	78-81	L	DNP	3-4-2
at Davidson	02/06/18	62-91	L	2-0-0	3-4-0
MASSACHUSETTS	02/10/18	85-73	w	DNP	22-3-2
at Fordham	02/14/18	71-55	w	DNP	5-1-1



Saint Joseph's Basketball
Saint Joseph's Team Game-by-Game (as of Feb 14, 2018)
All games



TEAM STATISTICS

Opponent	Date	Score		Total		3-Pointers		Free throws		Rebounds				pf	a	t/o	blk	stl	pts	avg
				fg-fga	pct	3fg-fga	pct	ft-fa	pct	off	def	tot	avg							
at Toledo	11/11/17	87-98	L	32-70	.457	12-26	.462	11-20	.550	10	21	31	31.0	23	13	6	5	6	87	87.0
at UIC	11/13/17	86-82	Wot	34-75	.453	7-22	.318	11-17	.647	14	31	45	38.0	19	22	15	7	10	86	86.5
PRINCETON	11/18/17	71-58	W	25-53	.472	10-27	.370	11-17	.647	5	25	30	35.3	13	11	4	2	4	71	81.3
vs Washington State	11/23/17	71-75	L	26-66	.394	10-34	.294	9-15	.600	10	29	39	36.2	13	16	7	3	6	71	78.8
vs Harvard	11/24/17	71-77	L	22-61	.361	7-26	.269	20-31	.645	14	28	42	37.4	24	13	10	2	6	71	77.2
vs Sacramento State	11/26/17	74-69	W	21-54	.389	7-26	.269	25-33	.758	11	22	33	36.7	18	9	13	0	13	74	76.7
BUCKNELL	11/29/17	83-70	W	28-68	.412	10-25	.400	17-24	.708	9	40	49	38.4	16	15	6	6	4	83	77.6
VILLANOVA	12/02/17	53-94	L	21-64	.328	5-24	.208	6-8	.750	10	18	28	37.1	12	8	10	3	5	53	74.5
at Temple	12/09/17	78-81	L	27-60	.450	12-27	.444	12-22	.545	10	33	43	37.8	13	19	13	4	2	78	74.9
MAINE	12/17/17	72-59	W	26-70	.371	6-25	.240	14-23	.609	11	32	43	38.3	8	9	3	3	11	72	74.6
vs St. John's	12/20/17	73-77	L	29-70	.414	9-33	.273	6-10	.600	14	34	48	39.2	22	13	19	0	2	73	74.5
at George Washington	12/30/17	64-70	L	21-57	.368	4-17	.235	18-24	.750	10	23	33	38.7	16	7	10	2	10	64	73.6
VCU	01/03/18	87-81	Wot	26-69	.377	6-21	.286	29-38	.763	10	29	39	38.7	12	15	9	3	8	87	74.6
ST. BONAVENTURE	01/06/18	85-78	W	26-57	.456	9-29	.310	24-32	.750	7	28	35	38.4	21	18	13	3	7	85	75.4
at George Mason	01/10/18	79-81	L	29-67	.433	10-30	.333	11-17	.647	6	25	31	37.9	10	14	3	4	5	79	75.6
at Massachusetts	01/14/18	69-72	L	27-62	.435	4-20	.200	11-14	.786	8	26	34	37.7	17	13	10	4	6	69	75.2
DAYTON	01/17/18	81-65	W	29-59	.492	10-26	.385	13-19	.684	9	34	43	38.0	12	12	9	1	6	81	75.5
FORDHAM	01/20/18	68-46	W	26-71	.366	7-27	.259	9-12	.750	10	31	41	38.2	9	21	7	3	9	68	75.1
at St. Bonaventure	01/24/18	67-70	L	23-58	.397	5-18	.278	16-28	.571	9	24	33	37.9	18	12	11	6	11	67	74.7
at Penn	01/27/18	56-67	L	21-69	.304	6-25	.240	8-13	.615	8	28	36	37.8	18	8	6	2	9	56	73.8
SAINT LOUIS	01/31/18	59-60	L	20-50	.400	7-22	.318	12-18	.667	5	22	27	37.3	18	15	11	3	3	59	73.0
at La Salle	02/03/18	78-81	L	24-58	.414	12-25	.480	18-31	.581	11	36	47	37.7	18	12	13	4	2	78	73.3
at Davidson	02/06/18	62-91	L	22-52	.423	10-26	.385	8-14	.571	5	23	28	37.3	9	14	14	1	5	62	72.8
MASSACHUSETTS	02/10/18	85-73	W	30-65	.462	10-27	.370	15-20	.750	10	30	40	37.4	12	18	8	4	4	85	73.3
at Fordham	02/14/18	71-55	W	27-56	.482	6-19	.316	11-16	.688	8	28	36	37.4	15	18	9	1	5	71	73.2
Saint Joseph's		1830		642-1561	.411	201-627	.321	345-516	.669	234	700	934	37.4	386	345	239	76	159	1830	73.2
Opponents		1830		660-1528	.432	251-706	.356	259-366	.708	211	765	976	39.0	461	393	306	95	112	1830	73.2

Games played: 25
Points/game: 73.2
FG Pct: 41.1
3FG Pct: 32.1
FT Pct: 66.9

Rebounds/game: 37.4
Assists/game: 13.8
Turnovers/game: 9.6
Assist/turnover ratio: 1.4
Steals/game: 6.4
Blocks/game: 3.0