



# SAINT JOSEPH'S BASKETBALL

## 2017-18 GAME NOTES

**Game**  
**28**

### SAINT JOSEPH'S HAWKS (12-15; 7-8 A-10) at RICHMOND SPIDERS (9-18; 7-8 A-10)

*February 24, 2018 • 6 p.m. • NBCSP+, NBCSW+  
Robins Center • Richmond, Va.*

#### 2017-18 SCHEDULE/RESULTS

**Overall: 12-15 A-10: 7-8 H: 9-3 A: 2-9 N: 1-3**

		EST/Result
<b>NOVEMBER</b>		
Sat., 11	at Toledo (ESPN3)	L 87-98
Mon., 13	at UIC (NBCSP+)	W 86-82 ot
Sat., 18	PRINCETON	W 71-58
Thu., 23	vs. Washington St. + (ESPN3)	L 71-75
Fri., 24	vs. Harvard + (ESPN3)	L 71-77
Sun., 26	vs. Sacramento St. + (ESPN3)	W 74-69
Wed., 29	BUCKNELL	W 83-70
<b>DECEMBER</b>		
Sat., 2	#4 VILLANOVA & (ESPN2)	L 53-94
Sat., 9	at Temple & (CBSSN)	L 78-81
Sun., 17	MAINE	W 72-59
Wed., 20	vs. St. John's % (ESPN3)	L 73-77
Sat., 30	at George Washington	L 64-70
<b>JANUARY</b>		
Wed., 3	VCU (MASN)	W 78-71 ot
Sat., 6	ST. BONAVENTURE (ESPN3)	W 85-78
Wed., 10	at George Mason	L 79-81
Sun., 14	at Massachusetts (NBCSN)	L 69-72
Wed., 17	DAYTON (CBSSN)	W 81-65
Sat., 20	FORDHAM	W 68-46
Wed., 24	at St. Bonaventure (CBSSN)	L 67-70
Sat., 27	at Penn (Palestra) & (NBCSP)	L 56-67
Wed., 31	SAINT LOUIS	L 59-60
<b>FEBRUARY</b>		
Sat., 3	at La Salle (CBSSN)	L 78-81
Tue., 6	at Davidson (Stadium)	L 62-91
Sat., 10	MASSACHUSETTS	W 85-73
Wed., 14	at Fordham	W 71-55
Sat., 17	DUQUESNE	W 82-75
Wed., 21	GEORGE MASON	L 76-79
Sat., 24	at Richmond (NBCSP+, NBCSW+)	6:00 p.m.
Tue., 27	at Rhode Island (CBSSN)	7:00 p.m.
<b>MARCH</b>		
Sat., 3	LA SALLE & (Facebook)	2:00 p.m.
Wed., 7-	Atlantic 10 Championship	
Sun., 11	(Capital One Arena, Washington, D.C.)	

Home games in CAPS at Hagan Arena  
+ Wooden Legacy (Fullerton, Calif.)  
% Basketball Hall of Fame Holiday Showcase  
(Uncasville, Conn.)  
& Big 5 game

**Men's Basketball Contact:**  
**Marie Wozniak (mwozniak@sju.edu)**  
**O: 610-660-1727 C: 610-999-3634**

#### FOLLOW THE HAWKS

**Twitter** @SJUHawks\_MBB, @SJUHawks  
**Instagram** @SJUHawks\_MBB  
**Facebook** saintjosephshawks

**TV:** NBC Sports Phila.+, NBC Sports Washington+ (Bob Black, Greg Beckwith) **Online:** Atlantic10.com  
**Radio:** 1210 WPHT (Patrick McCarthy, Joe Lunardi) **Online:** SJUHawks.com

#### ABOUT THE HAWKS

- Saint Joseph's suffered a loss at the buzzer, falling to George Mason, 79-76, on Wednesday night to snap a three-game winning streak. **Shavar Newkirk** had 23 points and **Chris Clover** tied his career-high with 21 points
- **Shavar Newkirk** was named the Big 5 Player of the Week for Feb. 19 after averaging 22.5 points, 5.5 rebounds and 8.0 assists in two wins
- **James Demery** missed the George Mason game with a sprained ankle but is expected to play today
- Saint Joseph's ranks third in the nation in fewest turnovers with 264
- **Phil Martelli** and the Hawks are participating in the Coaches vs. Cancer 3-Point Challenge. Fans can pledge donations for three-pointers made by SJU at 3PointChallenge.org

**HAWKS' STREAK:** 1 loss

**SERIES vs. RICHMOND:** SJU leads 16-9

#### NEXT UP

- Feb. 27 at Rhode Island, 7 p.m., CBSSN
- March 3 vs. La Salle, 2 p.m., Facebook

#### HAWKS' LINEUP

		2017-18 Stats				
PROBABLE STARTERS	PPG	RPG	APG	MPG	Notes	
F- #25 James Demery	17.2	5.5	1.0	34.9	Sat out Mason game w/ sprained ankle	
F- #12 Anthony Longpré	3.8	3.1	1.1	17.3	Returned to starting lineup vs. UMass	
F- #33 Taylor Funk	12.0	4.6	1.4	28.0	Career-high 13 rebs vs. George Mason	
G- #5 Nick Robinson	6.5	4.9	2.4	24.9	First double-double vs. Duquesne	
G- #1 Shavar Newkirk	17.7	4.5	3.7	34.0	Scored 23 pts in loss to Mason	
<b>OFF THE BENCH</b>						
G- #15 Chris Clover	8.7	3.1	1.1	27.8	Matched career-high w/ 21 vs. George Mason	
F- #24 Pierfrancesco Oliva	6.6	7.2	3.0	27.8	Had 10 pts, 6 rebs at Fordham	
F- #32 Jai Williams	1.4	0.4	0.0	3.9	Has played in 12 games	
F- #22 Lorenzo Edwards	1.9	2.3	0.1	9.8	Has played in 16 games	
F- #23 Markell Lodge	0.7	0.7	0.0	4.0	Career-high 2 blocks vs. George Mason	
F- #10 Gerald Blount	1.3	1.0	0.0	1.3	Made first appearance of the year vs. Dayton	
G- #3 Mike Booth	0.5	0.2	0.3	1.2	First career three-pointer at Davidson	
G- #21 Kyle Thompson	0.3	0.0	0.0	1.3	Fourth-year walk-on	
G- #13 Christian Vega	0.0	0.0	0.5	1.0	Third-year walk-on	
G- #11 Toliver Freeman	0.0	0.0	0.3	1.0	In second year as a walk-on	
<b>INJURED</b>						
F- #2 Charlie Brown, Jr.	12.8*	5.0	1.1	34.2	Sidelined with fractured wrist	
G- #0 Lamarr Kimble	10.0	1.0	2.0	30.0	Out for the season w/ recurrence of foot injury	

\* 2016-17 stats

**ROSTER**

NO.	NAME	CL	POS	HT	WT	HOMETOWN	HIGH SCHOOL
0	Lamarr Kimble #	Jr.	G	6-0	185	Philadelphia, Pa.	Neumann-Goretti
1	Shavar Newkirk	Sr.	G	6-0	185	New York, N.Y.	Cardinal Hayes
2	Charlie Brown	So.	F	6-7	192	Philadelphia, Pa.	St. Thomas More (Conn.)
3	Michael Booth	Sr.	G	6-3	205	Thornton, Pa.	Bishop Shanahan
5	Nick Robinson	So.	F	6-6	195	Chicago, Ill.	Kenwood Academy
10	Gerald Blount	So.	F	6-6	225	Suwanee, Ga.	Pomfret School (Conn.)
11	Toliver Freeman	So.	G	6-3	212	Baton Rouge, La.	Catholic
12	Anthony Longpré	Fr.	F	6-10	240	L'Assomption, Quebec	Glenelg Country (Md.)
13	Christian Vega	Sr.	G	6-0	188	Guaynabo, P.R.	Colegio San José
15	Chris Clover	Jr.	G	6-3	210	Philadelphia, Pa.	St. Joseph's Prep
21	Kyle Thompson	Sr.	G	6-2	200	Mt. Laurel, N.J.	St. Joseph's Prep
22	Lorenzo Edwards	R-Fr.	F	6-7	220	Lake Forest, Ill.	Lake Forest
23	Markell Lodge	Jr.	F	6-7	215	Washington, N.C.	Pace Academy
24	Pierfrancesco Oliva	R-So.	F	6-8	210	Taranto, Italy	Bergen Catholic (N.J.)
25	James Demery	Sr.	F	6-6	200	Williamston, N.C.	Northside Christian Academy
32	Jai Williams	Sr.	F	6-9	235	Philadelphia, Pa.	Phila. Electrical Tech. Charter
33	Taylor Funk	Fr.	F	6-9	225	Lancaster, Pa.	Manheim Central

# Out for season with injury

**Head Coach:** Phil Martelli (Widener '76) - 23rd year

**Assistant Coaches:** Mark Bass (Saint Joseph's '95) - 19th year; David Duda (Spring Garden '88) - 12th year; Geoff Arnold (Saint Joseph's '86) - 10th year

**Director of Program Administration:** Phil Martelli, Jr. (Saint Joseph's '03)

**Athletic Trainer:** Bill Lukasiewicz (Springfield '88)

**PRONUNCIATION GUIDE**

(Gerald) Blount .....BLUNT  
 (Chris) Clover .....CLOE-verr  
 (Anthony) Longpré .....long-PRAY  
 Markell (Lodge) .....mar-KELL  
 Shavar (Newkirk) .....shuh-VAR  
 Pierfrancesco Oliva .....pea-AIR-fran-CHESS-co  
 o-LEE-vuh  
 Jai (Williams) ..... Ji (rhymes with "eye")  
 Lukasiewicz ..... loo-KAZ-uh-WITZ



**Champions - 1986, 1997, 2014, 2016**

**QUICK FACTS**

Location .....Philadelphia, Pa. 19131  
 Founded .....1851  
 Enrollment.....4,850 (full-time undergrads)  
 Denomination .....Roman Catholic (Jesuit)  
 Nickname .....Hawks  
 Colors.....Crimson and Gray  
 Athletic Affiliation .....NCAA Division I  
 Conference .....Atlantic 10  
 Home Arena .....Michael J. Hagan '85 Arena  
 Capacity .....4,200  
 President .....Mark C. Reed, Ed.D.  
 Vice President for Athletics/Athletic Director.....Don DiJulia

2016-17 Record .....11-20  
 2016-17 A-10 Record (Place) .....4-14 (13th)  
 Letterwinners Returning/Lost.....15/2  
 Starters Returning/Lost.....5/0

Head Coach (alma mater) .....Phil Martelli (Widener '76)  
 Coach's Overall Record/Year .....426-308, 23rd season  
 Record at School/Year ..... same  
 Assistant Coaches .....Mark Bass (Saint Joseph's '96) - 19th season  
 .....David Duda (Spring Garden '88) - 12th season  
 .....Geoff Arnold (Saint Joseph's '86) - 10th season  
 Director of Program Administration .....Phil Martelli, Jr. - 1st season

Assoc. AD/Communications (MBB Contact) .....Marie Wozniak  
 Office Phone.....610-660-1727  
 Cell Phone .....610-999-3634  
 Athletic Communications Fax.....610-660-1724  
 Email .....mwozniak@sju.edu

Basketball Office .....610-660-1706  
 Basketball Fax.....610-660-1762  
 Press Row - Hagan Arena .....610-660-2599  
 Athletics Website .....www.sjuhawks.com

**BROADCAST SCHEDULE**

Date	Opponent	EST	TV	Radio	Digital
11/11	at Toledo	7:00 p.m.		1210	ESPN3
11/13	at Illinois at Chicago	8:00 p.m.	NBCSP+,NBCSCHI	1210	NBCSports
<b>11/18</b>	<b>PRINCETON</b>	<b>7:00 p.m.</b>		<b>1210</b>	<b>A10N</b>
11/23	vs. Washington State	6:00 p.m.		1210	ESPN3
11/24	vs. Harvard	3:30 p.m.		1210	ESPN3
11/26	vs. Sacramento State	2:30 p.m.		1210	ESPN3
<b>11/29</b>	<b>BUCKNELL</b>	<b>7:00 p.m.</b>		<b>1210</b>	<b>A10N</b>
<b>12/2</b>	<b>VILLANOVA</b>	<b>5:30 p.m.</b>	<b>ESPN2</b>	<b>1210</b>	<b>ESPN.com</b>
12/9	at Temple	2:30 p.m.	CBSSN	98.1 HD2	
<b>12/17</b>	<b>MAINE</b>	<b>4:30 p.m.</b>		<b>1210</b>	<b>A10N</b>
12/20	vs. St. John's	4:30 p.m.	ESPNU	1210	
12/30	at George Washington	4:00 p.m.		98.1 HD2	A10N
<b>1/3</b>	<b>VCU</b>	<b>7:00 p.m.</b>	<b>MASN</b>	<b>1210</b>	<b>A10N</b>
<b>1/6</b>	<b>ST. BONAVENTURE</b>	<b>8:00 p.m.</b>	<b>ESPNU</b>	<b>1210</b>	<b>ESPN.com</b>
1/10	at George Mason	7:00 p.m.		98.1 HD2	A10N
1/14	at Massachusetts	5:00 p.m.	NBCSN	1210	NBCSports
<b>1/17</b>	<b>DAYTON</b>	<b>6:30 p.m.</b>	<b>CBSSN</b>	<b>990</b>	
<b>1/20</b>	<b>FORDHAM</b>	<b>1:00 p.m.</b>		<b>98.1 HD2</b>	<b>A10N</b>
1/24	at St. Bonaventure	7:00 p.m.	CBSSN	990	
1/27	at Penn (Palestra)	7:00 p.m.	NBCSP	1210	
<b>1/31</b>	<b>SAINT LOUIS</b>	<b>7:00 p.m.</b>		<b>1210</b>	<b>A10N</b>
2/3	at La Salle	4:00 p.m.	CBSSN	1210	
2/6	at Davidson	7:00 p.m.	Stadium	1210	Stadium
<b>2/10</b>	<b>MASSACHUSETTS</b>	<b>4:00 p.m.</b>		<b>1210</b>	<b>A10N</b>
2/14	at Fordham	7:00 p.m.		1210	A10N
<b>2/17</b>	<b>DUQUESNE</b>	<b>6:00 p.m.</b>		<b>1210</b>	<b>A10N</b>
<b>2/21</b>	<b>GEORGE MASON</b>	<b>7:00 p.m.</b>		<b>1210</b>	<b>A10N</b>
2/24	at Richmond	6:00 p.m.	NBCSP+,NBCSW+	1210	A10N
2/27	at Rhode Island	7:00 p.m.	CBSSN	1210	
<b>3/3</b>	<b>LA SALLE</b>	<b>2:00 p.m.</b>		<b>1210</b>	<b>Facebook</b>
3/7-11	Atlantic 10 Championship				

Audio streaming of all games on SJUHawks.com

A10N= A-10 Network  
 CBSSN= CBS Sports Network; NBCSN= NBC Sports Network; NBCSP= NBC Sports Philadelphia; NBCSP+= NBC Sports Philadelphia+; NBCS CHI= NBC Sports Chicago; NBCSW+= NBC Sports Washington+

1210= Talk Radio 1210 WPHT AM; 990= News Talk 990 AM WNTP

## STATISTICAL COMPARISON

### '17-18 Stats

	SJU	UR
Overall Record	12-15	9-18
Conference Record	7-8	7-8
Home Record	9-3	5-8
Away Record	2-9	3-8
Neutral Record	1-3	1-2
Points per Game	73.6	69.9
Opp. Points/Game	73.5	76.0
Field Goal Pct.	.413	.447
Opp. Field Goal Pct.	.429	.489
3-Pt. FG Made/Game	7.9	6.5
3-Pt. FG Pct.	.319	.317
Opp. 3-Pt. FG Pct.	.352	.368
Free Throws Made/Game	14.3	11.9
Free Throw Pct.	.676	.709
Rebounds/Game	37.5	30.3
Opp. Rebounds/Game	39.2	35.9
Assists/Game	13.8	14.8
Turnovers/Game	9.8	12.0
Opp. Turnovers/Game	12.3	13.6
Steals/Game	6.4	7.7
Blocks/Game	3.1	2.6

## SERIES HISTORY

**All-Time Series:** SJU leads 16-9  
**SJU Streak:** 1 loss  
**First Meeting:** 2/13/54, SJU 71-59  
**Last Meeting:** 1/14/17, UR 70-66  
**Last SJU Win:** 1/2/16, 77-73  
**Last UR Win:** 1/14/17, 70-66  
**Coach Martelli vs. Richmond:** 11-9

### Last 5 Games

1/14/17	L	66-70	H
1/2/16	W	77-73	A
2/28/15	L	57-63	H
1/15/14	L	62-77	A
2/13/13	W	61-55	H

- The Hawks have lost three of the last five against the Spiders, and seven of the last 10 overall
- SJU posted a 77-73 win its last time here at the Robins Center on Jan. 14, 2017, and is 3-2 in its last five games in Richmond

### LAST TIME OUT

- Ian Boyd hit a three-pointer at the buzzer to give George Mason a 79-76 win over Saint Joseph's, ruining the Hawks' comeback from a 20-point deficit and snapping their three-game winning streak
- **Shavar Newkirk**, who scored 14 points in the final three minutes, drained a pair of free throws at 5.6 seconds to tie the score at 76-76. After a GMU timeout, the Patriots inbounded and in a scramble for the ball past midcourt, Boyd picked it up and made the 28-footer
- Newkirk finished with a game-high 23 points, while **Chris Clover** tied his career-high with 21 points. **Nick Robinson** had 13 points and **Taylor Funk** grabbed a career-high 13 rebounds for the Hawks, who played without **James Demery** because of an ankle sprain
- With GMU leading 66-53 at 3:58, a layup by Robinson and a three from Newkirk at 3:08 cut the Hawks' deficit to 66-58. A three-point play by Newkirk at 1:06 pulled SJU within 66-62 before the teams started trading baskets and free throws in the final minute. With the Hawks trailing 75-72, Funk was fouled on a three-point attempt and converted all three from the line to cut Mason's lead to 75-74 at :15. A GMU missed free throw at :12, set the stage for Newkirk to tie the game with under six seconds to play

### LAST TIME VS. RICHMOND

- Saint Joseph's fought back from a 14-point halftime deficit but couldn't overcome Richmond, falling 70-66, on Jan. 14, 2017
- **Lamarr Kimble** led SJU in scoring with 17 points while **Nick Robinson** had season-highs of 14 points and eight rebounds. **Charlie Brown** tallied 13 second-half points
- SJU by 18 points early in the second, half and closed to 65-64 with 1:52 to go. The Hawks came up empty on two possessions and two free throws at :28 put the Spiders up 67-64. The Hawks failed to score on the next possession, Richmond converted two more free throws, and **Chris Clover** scored on a layup at :04 to pull SJU to 69-66. With Clover intentionally missing the free throw, SJU couldn't control the rebound and Richmond got the ball back with a free throw at :02 sealing the win

### DÉJÀ VU AGAIN:

- The finish against George Mason on Wednesday was basically the same as the first meeting this year when SJU lost, 81-79
- The Hawks fought back from a 12-point deficit to go ahead 79-78 with :05 left. But George Mason inbounded the length of the court and Otis Livingston II connected on a three as time expired to give GMU the win

### DOUBLE TIME

- **Shavar Newkirk** and **Nick Robinson** each posted double-doubles in the Duquesne win, marking the first time that happened this year
- For Newkirk, it was his first-ever in points and assists as he had two double-doubles in points and rebounds earlier this season
- Robinson earned the first double-double of his career with personal bests of 16 points and 11 rebounds

### WINNING NUMBERS

- SJU's three-game winning streak came to an end vs. George Mason; it was the longest of the year and longest since 2016-17
- Four Hawks averaged double figures during the streak - **Shavar Newkirk** (19.3 ppg), **James Demery** (16.7), **Taylor Funk** (12.0) and **Chris Clover** (10.3)
- The Hawks outscored their opponents 79.3 to 67.7 ppg in the three games while converting 46.1 percent from the field and 37.3 from three-point range; SJU also hit 72.3 percent from the foul line in the three wins

### UPDATE FROM THE INFIRMARY

- The injury/illness bug continues:
- **James Demery** sat out the George Mason game due to a sprained ankle; he expected to play vs. Richmond
- **Jai Williams** didn't make the trip to Fordham due to illness; **Markell Lodge** missed the UMass game because of the flu
- **James Demery** missed his first game of the year against Saint Louis, with a sprained ankle, but returned to action at La Salle
- Despite missing practice prior to the Saint Louis game with an illness, **Pierfrancesco Oliva** played 20 minutes in that game. Oliva had previously missed the UMass game on Jan. 14 with the flu
- **Nick Robinson** sat out the La Salle game with a thigh contusion but returned to action against Davidson

### STARTER SHAKEUP

- **Phil Martelli** changed the starting lineup vs. UMass as **Nick Robinson** replaced **Chris Clover** and **Anthony Longpré** took over for **Pierfrancesco Oliva**; SJU was 3-0 with those two joining **Shavar Newkirk**, **James Demery** and **Taylor Funk**
- With Demery missing the George Mason game due to a sprained ankle, Clover regained a starting spot
- The Hawks have used five different starting lineups this season; no player has started all 27 games for SJU

**SHAVAR'S CITY**

- **Shavar Newkirk** averaged 22.5 points, 5.5 rebounds and 8.5 assists in a 2-0 week to earn Big 5 Player of the Week honors
- He had 26 points and 10 assists vs. Duquesne, without a turnover in 39 minutes
- Newkirk had 19 points, six rebounds and seven assists at Fordham

**ROAD WOES**

- The Hawks ended their eight-game road losing streak and won their first A-10 road contest of the year by defeating Fordham, 71-55, on Feb. 14
- SJU is 2-9 on the road this year and owns a -4.7 scoring margin in away games

**SENIOR MOMENT**

- Seniors **Shavar Newkirk** and **James Demery** accounted for 39 of the Hawks' 71 points in the win at Fordham
- Demery made 8-of-14 from the field and grabbed six rebounds; Newkirk hit three three-pointers while adding six rebounds and a team-high seven assists

**CALLING ON CLOVER**

- During the three-game winning streak, **Chris Clover** was able to provide a spark coming off the bench
- He averaged 10.3 points in those three games while shooting 12-of-22 (52.2 pct) from the field and 5-of-8 (62.5 pct) from three-point range
- Clover returned to the starting lineup against George Mason in place of the injured **James Demery** and tied his career-high with 21 points on 8-for-16 shooting

**NICK OF TIME**

- **Nick Robinson** established new career-highs with 16 points and 11 rebounds vs. Duquesne for his first-ever double-double; he also had three steals and three blocks in the win
- Earlier this year, Robinson had 13 points and eight rebounds against VCU while hitting a career-best 11-for-14 from the foul line
- In A-10 play, the sophomore is converting a team-best 84.4 percent from the foul line
- In the past two games, Robinson is averaging 14.5 points while converting 11-of-17 from the field and 3-of-4 from 3-point range

**CLOSE CALLS**

- The Hawks have been involved in a number of close games this year as 15 of the 27 (both wins and losses) have a margin of less than 10 points; 10 of 27 games this season have been decided by four points or less
- More importantly, 11 of SJU's 15 losses are by a combined total of 40 points, an average margin of 3.6 points

- Four of the Hawks' losses in January were by three points or less; they started February with a three-point loss to La Salle

**TAYLOR'S TREYS**

- **Taylor Funk** set a new freshman record for three pointers with 72, breaking the mark of 71 set by **Charlie Brown, Jr.**, last season
- Funk had made at least one three in 26 consecutive games but the streak came to an end in the loss to George Mason when he missed all eight attempts
- His single-game high is five three-pointers three times; he's made four or more three-pointers 10 times

**HOT AND COLD**

- The Hawks had a strong shooting effort in the first half at Fordham, hitting 57.1 percent from the field and 42.9 percent from three
- They cooled off in the second to just 39 percent from the field but had built up a double-digit lead and were able to maintain it and register the 71-55 win

**SECOND-HALF SURGE**

- On Feb. 10, the Hawks were deadlocked with UMass at halftime, 41-41, and a total of 12 times during the game
- Despite UMass making 76.9 percent (10-for-13) of their three-point attempts in the first half, the Hawks outscored them, 44-32, in the second half and limited UMass to 4-of-12 shooting from behind the arc

**MAGIC NUMBER**

- **Shavar Newkirk** became the 55th player in school history to surpass 1,000 career points at La Salle and the second to do so this year (**James Demery** reached the mark vs. VCU)
- Newkirk has 1,114 points and ranks 40th on the all-time list behind Chet Stachitas (1,122)
- It marks the first time since 2016 that the Hawks had two 1,000-point scorers on the same squad (DeAndre' Bemby, Isaiah Miles)

**HOME SWEET HOME**

- The Hawks are 9-3 at home and had a five-game winning streak come to an end with the loss to Saint Louis on Jan. 31
- At home, the Hawks own a +5.3 scoring margin, averaging 75.1 points per game, with the opponents scoring 69.8 points

**LOW POINTS**

- The Hawks' 56-point total against Penn was the second lowest of the season, while SJU's 30.9 field goal percentage was the lowest of the year
- SJU followed that by scoring 59 points in the loss to Saint Louis and then 61 at Davidson

**HAWK DOUBLES**

**Double-Figure Point Games**

	'17-18	Streak	Career
James Demery	24	3	64
Shavar Newkirk	24	8	48
Taylor Funk	15	--	15
Chris Clover	10	1	19
Pierfrancesco Oliva	5	--	7
Nick Robinson	5	2	9
Lorenzo Edwards	1	--	1
Anthony Longpré	1	--	1
Charlie Brown	--	17^	25
Markell Lodge	--	--	4
Lamarr Kimble	1	9^	33

**20-Plus Point Games**

	'17-18	Streak	Career
Shavar Newkirk	10	2	17
James Demery	7	--	9
Taylor Funk	3	--	3
Pierfrancesco Oliva	1	--	1
Chris Clover	1	1	3
Charlie Brown	--	--	1
Lamarr Kimble	--	--	4

**Double-Figure Rebound Games**

	'17-18	Streak	Career
Pierfrancesco Oliva	5	--	5
James Demery	3	--	6
Shavar Newkirk	1	--	1
Nick Robinson	1	1	1
Taylor Funk	1	1	1
Markell Lodge	--	--	1

**Double-Figure Assist Games**

	'17-18	Streak	Career
Shavar Newkirk	1	1	1
Lamarr Kimble	--	--	1

**Double-Doubles**

	'17-18	Streak	Career
James Demery	3	--	6
Shavar Newkirk	3	1	3
Nick Robinson	1	1	1
Lamarr Kimble	--	--	1

**WINNING OUTRIGHT**

- In SJU's 12 wins, the average winning margin is 11.2 points
- The Hawks posted their top two winning margins of the year in the same week, defeating Dayton and Fordham by an average margin of 19.0 points

**DEMERY'S DOUBLES**

- **James Demery** had his 23-game double-figure scoring streak (dating back to last year) come to an end in the loss to Davidson
- His season-high this year is 25 points twice and he's averaging a career-best 17.2 points per game
- He has three double-doubles this year and five in his career; Demery has scored 20-plus points eight times this season

**TAKING CARE OF THE BALL**

- Saint Joseph's ranks third in the nation in fewest turnovers (264) and sixth in turnovers per game (9.8)
- SJU has recorded single digits in turnovers in 12 of 27 games, with a low of three twice this year, more recently at George Mason



**TWO-MAN SHOW**

• **James Demery** and **Pierfrancesco Oliva** combined for 47 of the Hawks' 68 points in the win over Fordham on Jan. 20; Demery scored 13 points in the first half and Oliva had 10 as the Hawks totalled 28 in the period

**BOUNCING BACK**

• **Pierfrancesco Oliva** missed his first game of the season at UMass due to the flu but recovered to grab 15 rebounds in the win over Dayton; he followed that with a career-high 22 points in the Fordham win

• **Nick Robinson** missed the practices leading up to the Dayton game, but played 27 minutes and tied his season-high with 13 points

**STARRING SHAVAR**

• **Shavar Newkirk** has scored in double figures in all but three games, making his return this season from an ACL injury and surgery one year ago (Feb. 10, 2017)

• He's averaging a team-high 17.7 points per game and ranks seventh in the A-10 in scoring

• Newkirk also ranks sixth in the league in assist/turnover ratio and ninth in steals

• The senior has three doubles-doubles this year, with two in points and rebounds, and more recently, his first in points and assists (26 pts, 10 asts) vs. Duquesne

• He scored a career-high 30 points in the loss at La Salle, while making a personal-best five three-pointers

**DOING IT ALL**

• **Pierfrancesco Oliva** has achieved new career-highs in points, rebounds and assists this year and tops SJU in rebounding (7.2)

• He has five games of double-figure rebounds including a career-high of 18 against St. John's

• Oliva had an odd stat line against Dayton with no points, 15 rebounds and three assists

• He followed that with a career-high 22 points in the Fordham win

**LUCKY CLOVER**

• **Chris Clover** has scored double figures in 10 of the last 21 games with a high of 21 points in the loss to George Mason on Feb. 21

• Clover's previous season-high was 19 at George Mason on Jan. 10. He scored 14 points in the first half and made a career-high eight field goals in the game

• Clover's basket with :05 left looked to be the gamewinner for the Hawks until George Mason's three-pointer at :01 clinched the win

• The junior had 18 points off the bench in the win over UMass, with 11 in the second half. It was his first non-start since the opener

**DOWN TO THE WIRE**

• The Hawks have been involved in a handful of close games this season, with seven of the last 14 coming down to the wire:

• SJU held a 75-71 lead over VCU with under two minutes to play, but the Rams tied the game, 76-76, at :10. The Hawks missed on their next possession and VCU had one more chance and hit a shot after time expired. SJU eventually won the game in overtime, 78-71

• At George Mason, SJU scored with :05 left to take its first lead of the half; GMU went the length of the court and won the game on a three-pointer with :01 left

• At UMass, the Hawks were within a point three times in the final minute; they had a chance to tie but **Shavar Newkirk's** three-point attempt at :02 was off the mark

• At St. Bonaventure, the teams were tied with 1:24 to play and SBU scored the eventual gamewinner at :19. The Hawks committed an offensive foul at :08 and with one more chance at :06, their last shot was off the mark

• Against Saint Louis, the Hawks forced a tie in the final two minutes. Saint Louis went up 59-53 at 1:52, but **Taylor Funk** hit a layup and **Shavar Newkirk** connected on a three at :53. Newkirk was fouled on the next possession and made one of two free throws at :13 to tie the score, 59-59. SLU converted a free throw with 3.1 seconds to go up, 60-59, and the Hawks had one last chance but couldn't get a shot off as time expired

• At La Salle, the Hawks trailed by three with 1:16 to go and were within a point with :15 to play. La Salle went back up by three but the Hawks missed two three-point attempts in the final 13 seconds

• SJU rallied from 20 points down vs. George Mason and were tied with 5.6 seconds to play, but GMU hit the game-winner at the buzzer

**BROWN UPDATE**

• **Charlie Brown, Jr.**, is still sidelined due to the fractured left wrist he suffered in October. The scaphoid bone, which Brown fractured, normally requires three months or more in a cast when broken - he underwent surgical fixation (Oct. 24) in hopes of shortening the recovery time

• After new imaging studies and a follow-up examination, it was determined that the bone continues to be slow in healing and Brown remains in a cast

**ON TARGET**

• SJU shot 49.2 percent from the field against Dayton, which was the highest shooting percentage in a game this season

• At Fordham, the Hawks converted 48.2 percent of their field-goal attempts

**HAWKS IN THE A-10 STATS**

(thru games of Feb. 21)

	Category	All	A-10
<b>James Demery</b>	Scoring	9th	7th
<b>Taylor Funk</b>	3FG Pct.	13th	--
	3FG Made	5th	10th-T
<b>Shavar Newkirk</b>	Scoring	7th	9th-T
	Assists	13th	13th
	Steals	9th	6th-T
	Ast/TO Ratio	6th	5th
	Minutes	--	4th-T
<b>P. Oliva</b>	Rebounding	9th	16th
	Blocks	15th	14th
	Def. Rebs.	4th	4th
<b>Nick Robinson</b>	Free Throws	--	7th
<b>TEAM</b>	<b>Category</b>	<b>All</b>	<b>A-10</b>
	Scoring Off	5th	7th
	Scoring Def	9th	5th
	Scoring Marg.	8th	4th
	FT Pct.	13th	12th
	FG Pct.	14th	13th
	FG Pct. Def	3rd	3rd
	3FG Pct.	11th	13th
	3FG Pct. Def	9th	8th
	Reb. Offense	<b>1st</b>	4th
	Reb. Defense	14th	13th
	Reb. Margin	12th	11th
	Blocks	6th	6th
	Assists	8th	8th
	Steals	6th	4th-T
	TO Marg	3rd	2nd
	Ast/TO Ratio	2nd	3rd
	Off. Rebs	9th	10th
	Def. Rebs	<b>1st</b>	2nd
	Def. Reb. Pct.	2nd	2nd
	Off. Reb. Pct.	11th	13th
	3FG Made	6th	7th

**KEYS TO THE GAME**

• **Phil Martelli** pointed to the turnovers (11) and poor free-throw shooting (57.1) as reasons for the loss at St. Bonaventure on Jan. 6

• The Hawks went 4-of-7 from the line in the first half, but just 12-of-21 in the second

**CHANGING IT UP**

• Freshman **Taylor Funk** replaced **Anthony Longpré** in the starting lineup vs. VCU, making his second start of the year, and has since started 15 consecutive games

• Funk responded with 19 points vs. VCU, with six in overtime, including a three-pointer with 1:40 left in the extra period

• He is averaging 10.9 points per game in 16 games as a starter

**BALANCED ATTACK**

• The Hawks have had five players score double figures in two games this year, wins over Dayton and VCU

**NON CONTACT**

- As they have in recent years, the Hawks are limiting their number of fouls, ranking 13th in the nation in fewest fouls with 419
- The Hawks only have two disqualifications in 27 games
- Their opponents have gone to the line an average of 14.9 times per game; the Hawks are averaging 21.1 free throw attempts

**MINUTE MAN**

- **Shavar Newkirk**, who had ACL surgery a year ago, played a career-high 43 minutes in the VCU win
- Newkirk, who was supposed to ease into his minutes this season, was forced into playing extra due to the injury to **Lamarr Kimble** and is averaging 33.9 minutes overall, and 36.9 in A-10 games

**FRESH START**

- **Anthony Longpré** made the start at UMass in place of **Pierfrancesco Oliva** (flu) and notched season-highs with 11 points, seven rebounds and seven assists in 31 minutes

**TALE OF TWO HALVES**

- The Hawks came out strong at UMass, shooting 53 percent from the field and running up a 37-25 halftime lead
- But Saint Joseph's cooled off in the second, hitting just 36 percent from the field and making only 1-for-11 from three-point range, as the Minutemen erased a 16-point SJU lead
- It was the second largest lead lost by Saint Joseph's this year, as they had a 20-point lead disappear in a 75-71 loss to Washington St.

**OUTSIDE THE ARC**

- Saint Joseph's is shooting 31.9 percent from three-point range overall and 35.2 percent in A-10 games
- SJU has made 10 or more three-pointers in nine games this year

**ON BOARD**

- The Hawks lead the A-10 in defensive rebounds with 28.3 per game and rank 19th in the nation; they also top the league in rebounding offense (37.5)
- SJU has outrebounded its opponents 10 times this year
- **Pierfrancesco Oliva** tops the Hawks with 7.2 boards per game to rank seventh in the A-10

**BIG MAN IN THE BIG 5**

- **James Demery** was named the Big 5 Player of the Week for Jan. 22, earning honors for the second time this season, as he was the Co-Player of the Week on Jan. 8
- Demery averaged 22.0 points, 5.5 rebounds and 3.0 assists per game in SJU's 2-0 week, while converting 50 percent from the field

**LOSING LAMARR**

- **Lamarr Kimble** is out for the season after injuring the fifth metatarsal of his left foot at Toledo. It was the same injury that occurred on Feb. 11, 2017 which required surgery and caused him to miss the final seven games of the 2016-17 season
- He had successful surgery on January 8 and is on the road to recovery
- The team captain averaged 15.5 ppg last year and led the team with 107 assists
- The junior has scored double figures 32 times in 61 games and has 599 career points

**DEE-FENSE**

- One of SJU's best defensive efforts came against Bucknell. The Bison entered the game averaging 85 points, but ended up scoring just 70 points, hitting 34% of their field goals and 14% from three-point range
- In league play, Saint Joseph's shut down Matt Mobley of St. Bonaventure, limiting him to two points, well below his 18.7 average in the win on Jan. 6
- On the flip side, SJU's defense was not as strong at George Mason as the Hawks gave up 47 points in the first half, which was the highest first-half total by an opponent this year

**WELCOME TO THE CLUB**

- **James Demery** became the newest member of SJU's 1000-point club when he scored his fifth point early in the second half of the VCU win; he finished the game with 13 points
- Demery is the 54th Hawk to reach the plateau in his career and now has 1,218 points to rank 36th on the all-time list behind Delonte West (1,235)

**TAKING ITS TOLL**

- Saint Joseph's placed three players on the Preseason All-A-10 Teams, which is the most of any school, but two of them are sitting on the sidelines
- **Shavar Newkirk** earned A-10 2nd Team status and is the Hawks' leading scorer, but **Lamarr Kimble** (3rd Team) is sidelined for the year while **Charlie Brown, Jr.** (3rd Team) has yet to play
- Kimble's season-ending injury is the fifth in two years for SJU, and Brown has missed every game with his return yet to be determined
- The absence of Kimble and Brown leaves 769 total points (from last year) on the bench

**STREAK ENDER**

- **Shavar Newkirk** saw his 17-game double-figure scoring streak come to an end vs. Harvard when he scored nine points, but he bounced back with 22 vs. Sacramento State
- It was the first single-digit game for Newkirk since March 18, 2016, when the Hawks defeated Cincinnati in the NCAA First Round

**RALLY CAPS**

- The Hawks rallied from a 12-point deficit with 11:51 left against Sacramento St. to earn the 74-69 win, which was the largest deficit overcome for a victory this season
- SJU was down 16 points with 5:25 left at Temple and went on a 14-4 run, helped by three three-pointers from **Taylor Funk**, to cut it to a four-point deficit with 1:32 to play; but the Hawks couldn't pull ahead, losing 81-78

**FOUL BALL**

- Free-throw shooting was one of the Hawks' glaring weaknesses last season and the struggles continue this year. SJU is converting 67.6 percent from the line and 69.8 percent in A-10 games
- **Shavar Newkirk** is shooting 77.1 percent while **Taylor Funk** is at 82.2 percent, with lesser attempts (45)
- The Hawks had a season-best performance from the line in the VCU win, making 29-of-38; **Nick Robinson** led the way with a career-best 11-for-14 effort

**IRON MAN**

- With the Hawks' short bench again this year, senior **James Demery** is averaging a career-high 34.9 minutes per game

**LOOK AT LORENZO**

- The play of redshirt freshman **Lorenzo Edwards** in the Wooden Legacy was a bright spot for the Hawks
- In the Sacramento State win he had 10 points, for his first-ever game in double figures, as well as a career-high nine rebounds
- Edwards redshirted the '16-17 season after having shoulder surgery last December

**TAYLOR MADE**

- Freshman **Taylor Funk** was named the A-10 Rookie of the Week for Nov. 20 as he averaged 22.5 points in two wins while converting 64 percent of his 3-point attempts
- Funk scored 22 points in the win over UIC, and had a career-high 23 points against Princeton, making 7-of-8 field goals, with 5-of-6 from three-point range

**FAB FROSH**

- **Taylor Funk** scored 61 points in his first three collegiate games, a total which ranks as the second best debut in SJU history. The others with top career-beginning efforts are:
  - Bernard Blunt (1990-91) 67 pts
  - **Taylor Funk** (2017-18) 61 pts
  - Craig Amos (1988-89) 49 pts
  - Carl Jones (2009-10) 47 pts
  - DeAndre' Bembry (2013-14) 40 pts
  - Langston Galloway (2010-11) 32 pts

**GOOD AS NEWKIRK**

- **Shavar Newkirk** had an impressive debut at Toledo, less than 10 months after surgery to repair a tear to his ACL, suffered on Dec. 30
- The senior played 17 minutes and had 21 points, making 6-of-12 from the field
- **Phil Martelli** gave credit to the athletic trainer (Bill Lukasiewicz) and strength coach (Brian Bingaman) for their work with the senior, and praised Newkirk's "courage and heart", saying it is a "learned behavior"

**STARTING OUT**

- **Taylor Funk** made his first career start and **Nick Robinson** made his first of the year vs. St. John's, replacing **Shavar Newkirk** and **Anthony Longpré**, who were late for film

**MAGIC NUMBER**

- **Taylor Funk** leads SJU in three-pointers (72) and is wearing the same number (33) as a former Hawk sharpshooter, Pat Carroll
- Carroll was the 2005 A-10 Player of the Year and was SJU's leader in career three-point field goals (294) until Langston Galloway broke that record in 2014 with 343

**RETURNING HAWKS**

- Entering this season, the Hawks returned over 80 percent of their points (89%), rebounds (82%) and assists (88%) from last year, which was among the top numbers in the nation
- SJU's number of 89 percent of points returning and 88 percent of assists ranked as the fifth best numbers in the nation
- Saint Joseph's total of 82 percent of returning rebounds was tied for ninth best
- Unfortunately due to injuries, two of those key returnees - **Lamarr Kimble** and **Charlie Brown** - have not been able to contribute

**DEAN OF COACHES**

- Now in his 23rd season as Saint Joseph's head coach, **Phil Martelli** is the dean of A-10 coaches. He's the Hawks' leader in wins with a 426-308 record
- His record of 209-164 in A-10 play marks the most conference wins for any active coach and ranks second all-time in the league
- Martelli is one of 25 active D-1 coaches who are their schools' all-time wins leaders

**HE'S BACK**

- **Pierfrancesco "Checco" Oliva** returned to the lineup after missing the 2016-17 season with a chronic knee condition that he aggravated in the summer of 2016; it required surgery with a year-long rehab

**CHARTING CHARLIE**

- A-10 All-Rookie selection **Charlie Brown, Jr.**, was the only freshman in Division I last year to average over 12-plus points (12.8), 5-plus rebounds (5.0), less than two turnovers (1.2) and shoot over 38 percent (38.5) from three-point range

**FROM THE START**

- **Anthony Longpré** became the fifth freshman in five years to be in the starting lineup on opening day
- Previous freshman starters for SJU were: **Pierfrancesco Oliva** (2015-16), **James Demery** (2014-15) and current Atlanta Hawk DeAndre' Bemby (2013-14)

**AN UNUSUAL YEAR**

- The Hawks returned five starters from a season that was unlike any other under **Phil Martelli**, as four players missed significant time with injuries in 2016-17
- The injured players, with games missed in ( ) were: **Shavar Newkirk** (19), **Pierfrancesco Oliva** (entire season), **Lorenzo Edwards** (all but one game) and **Lamarr Kimble** (7)
- **James Demery** was also on the early-season injured list as he suffered a stress fracture in the 2016-17 season opener and missed 10 games
- Martelli used eight different starting lineups last season and in the final few games the Hawks were down to 13 available players, with only nine on scholarship

**TWIN TOWERS**

- The Hawks welcomed a pair of 6-foot-9-plus forwards into the fold this year, with **Taylor Funk** and **Anthony Longpré**
- Funk averaged 24.3 ppg and made 64 three-pointers as a senior at Manheim Central (Pa.); he had 229 career three-pointers and is the school's all-time leading scorer (1,977 points)
- Longpré, who grew up in Quebec but played scholastically at Glenelg Country School (Md.), played for Canada's U19 National Team which won the gold medal at the FIBA U19 Basketball World Cup in Egypt, for their first-ever gold in international competition

**CAPTAIN HAWK**

- Junior **Lamarr Kimble** was chosen as team captain, marking the second year in a row that Kimble is serving in the role, as he was a tri-captain in 2016-17
- Last year he was the second sophomore in three seasons to be named a team captain, and the third all-time following DeAndre' Bemby (2014-15) and Joe Oakes, captain of the famed "Mighty Mites" team in 1936-37

**MARKELL'S MARK**

- **Markell Lodge** is the only Hawk who started all 31 games last season
- He is one of the most athletic players in school history and holds the SJU mark for vertical leap at 40 inches

**A NEW MAN**

- **Jai Williams** has lost over 60 pounds since coming to campus in 2013-14, now weighing in at 235 pounds
- He redshirted the '13-14 season to further his development

**HAWKS IN THE NBA**

- Saint Joseph's is currently represented in the NBA by three players, and now two on the same team after Jameer Nelson was traded to the Pistons in February:
- Jameer Nelson (Pistons) - NBA All-Star in 2009, who is in his 14th year in the league
- Langston Galloway (Pistons) - was undrafted in 2014 but made the Knicks' squad as a free agent; played for the Pelicans and Kings before joining the Pistons this year
- DeAndre' Bemby (Hawks) - 21st overall draft pick in 2016, becoming the 33rd SJU player to be drafted, and the sixth to be taken in the first round

**HOME AT HAGAN**

- This marks the ninth season of the Hawks' home, Hagan Arena, after Alumni Memorial Fieldhouse underwent a renovation and expansion in 2008-09
- SJU is 79-53 at Hagan but owns an all-time record of 399-125 in 68 years on campus
- The Hawks are 9-3 at home this season and saw a five-game winning streak come to an end vs. Saint Louis

**POLLING PLACES**

- Saint Joseph's was picked to finish third in the Atlantic 10 Preseason Poll
- It marked the highest preseason selection for Saint Joseph's since the 2012-13 campaign when the Hawks were picked first
- SJU has won two conference titles in the past four years, capturing the championship in both 2014 and 2016

**CRADLE OF COACHES**

• The Saint Joseph's coaching connection is an impressive one. A total of seven SJU graduates have gone on to become head coaches in the NBA, and SJU is tied with Illinois for second on the list of universities with alums that have served as NBA head coaches. Indiana tops the list with 11 graduates.

• Here is the list of former Hawks who have held positions as NBA head coaches:

<b>Player (Class)</b>	<b>NBA Teams</b>	<b>Years</b>
Jack Ramsay ('49)	Phila., Buf., Port., Ind.	21
Jim Lynam ('63)	L.A.Clippers, Phila., Wash.	10
Matt Guokas ('67)	Phila., Orlando	7
Paul Westhead ('61)	L.A. Lakers, Chicago, Denver	6
Jack McKinney ('57)	L.A. Lakers, Indiana	5
George Senesky ('43)	Philadelphia	3
Jim O'Brien ('74)	Indiana, Phila., Boston	8

**ALL IN THE FAMILY**

• **Phil Martelli's** staff consists of three former Hawk players, including his son, Phil, Jr., who is in his first year as the director of program administration

• **Mark Bass**, now in his 19th year as assistant coach, was a junior on Martelli's first team in 1995-96, and helped SJU reach the NIT Final

• **Geoff Arnold** played for the Hawks from 1982-86, and was a member of the 1986 Atlantic 10 Championship team

• **Phil Martelli, Jr.**, was a member of the Hawks from 2000-03 and has been an assistant coach at Central Connecticut State, Niagara and Delaware

**LOOKING AHEAD**

• Saint Joseph's plays its second straight on the road, visiting league-leading Rhode Island on Tuesday night

• The Hawks will close out the regular season on March 3 for "Senior Day" when they host La Salle in an Atlantic 10 and Big 5 matchup



**FREE THROW SHOOTING**

**Final 5:00 of game**

Player	FTM	FTA	Pct.
Kyle Thompson	2	2	1.000
Nick Robinson	9	11	.818
Shavar Newkirk	40	50	.800
James Demery	24	34	.706
Taylor Funk	10	15	.667
Chris Clover	1	2	.500
Pierfrancesco Oliva	6	17	.353
<b>Total</b>	<b>92</b>	<b>132</b>	<b>.697</b>

**Final 1:00 of game**

Player	FTM	FTA	Pct.
Nick Robinson	3	3	1.000
Kyle Thompson	2	2	1.000
Shavar Newkirk	15	20	.750
James Demery	16	22	.728
Pierfrancesco Oliva	2	6	.333
<b>Total</b>	<b>37</b>	<b>51</b>	<b>.725</b>

**LEADS/DEFICITS**

**Biggest Leads**

	Lead	Result
Dayton	28	81-65 Win
Fordham	22	68-46 Win
Bucknell	20	83-70 Win
Washington St.	20	75-71 Loss
at Fordham	19	71-55 Win
St. Bonaventure	17	85-78 Win
Massachusetts	16	72-69 Loss
Princeton	15	71-58 Win
Duquesne	15	82-75 Win
Maine	14	72-59 Win
La Salle	13	81-78 Loss

**Biggest Deficits**

	Deficit	Result
Villanova	41	94-53 Loss
Davidson	31	91-62 Loss
vs. George Mason	20	79-76 Loss
George Washington	18	70-64 Loss
Toledo	17	98-87 Loss
at Temple	16	81-78 Loss
Harvard	14	77-71 Loss
Sacramento State	12	74-69 Win
at George Mason	12	79-81 Loss
at St. Bonaventure	12	70-67 Loss
UIC	11	86-82 Win ot

**HONOR ROLL**

**James Demery**

Big 5 Player of the Week (1/22)  
Big 5 Co-Player of the Week (1/8)

**Taylor Funk**

Atlantic 10 Rookie of the Week (11/20)

**Shavar Newkirk**

Big 5 Player of the Week (2/19)  
Preseason All-A-10 2nd Team

**Lamarr Kimble**

Preseason All-A-10 3rd Team

**Charlie Brown, Jr.**

Preseason All-A-10 3rd Team

**THE LAST TIME . . .**

**SAINT JOSEPH'S . . .**

Won in overtime . . . . . 78-71 vs. VCU, 1/3/18  
 Lost in overtime . . . . . 70-60 vs. St. Bonaventure, 2/21/15  
 Won in double overtime . . . . . 83-81 over Lafayette, 12/29/00  
 Lost in double overtime . . . . . 86-83 to Fordham, 2/4/17  
 Won in triple overtime . . . . . 92-86 over Rhode Island, 1/10/09  
 Played a Top 10 opponent . . . . . 94-53 loss to #4 Villanova, 12/2/17  
 Played a ranked opponent . . . . . 94-53 loss to #4 Villanova, 12/2/17  
 Defeated a Top 10 opponent . . . . . 71-66 win over #8 Xavier, 3/6/08  
 Defeated a Top 25 opponent . . . . . 79-70 win over #15/13 Dayton, 2/17/16  
 Was ranked in the Top 25 . . . . . #25 by USA Today, 3/14/16  
 Won by 50 points or more . . . . . 114-63 (51 pts) over St. Bonaventure, 1/24/04  
 Won by 40-49 points . . . . . 82-42 (40 pts) over Penn, 1/19/08  
 Won by 30-39 points . . . . . 81-44 (37 pts) over Rhode Island, 3/6/13  
 Won by 20-29 points . . . . . 68-46 (22 pts) over Fordham, 1/20/18  
 Scored 100 points or more . . . . . 114-63 win over St. Bonaventure, 1/24/04  
 Scored less than 50 points . . . . . 60-49 loss to St. Bonaventure, 3/12/15  
 Shot 60 percent or better . . . . . 64.8% vs. VCU, 3/13/16  
 Shot 50-59 percent . . . . . 52.8% at Fordham, 1/7/17  
 Shot under 30 percent . . . . . 25.5% vs. St. Bonaventure, 3/12/15  
 Made 10 or more 3-point field goals . . . . . 10 vs. Massachusetts, 2/10/18  
 Did not make any 3-point field goals . . . . . 0 vs. Massachusetts, 2/26/09  
 Made 25 or more free throws . . . . . 29 vs. VCU, 1/3/18  
 Totaled 50 or more rebounds . . . . . 58 at Princeton, 12/14/16  
 Had less than 25 rebounds . . . . . 19 at La Salle, 2/16/13  
 Totaled 20 or more assists . . . . . 21 vs. Fordham, 1/20/18  
 Had 20 or more turnovers . . . . . 20 at #20 VCU, 1/10/15  
 Had 15 or more steals . . . . . 15 vs. Lehigh, 12/20/09  
 Had 10 or more blocks . . . . . 10 at Duquesne, 1/12/13  
 Had 4 players in double figures . . . . . at Fordham, 2/14/18  
 Had 5 players in double figures . . . . . vs. Dayton, 1/17/18

**A SAINT JOSEPH'S PLAYER . . .**

Scored 40 or more points . . . . . 47, Tony Costner vs. Ak.-Anchorage, 12/30/83\*\*  
 Scored 30 or more points . . . . . 30, Shavar Newkirk at La Salle, 2/3/18  
 Scored 25-29 points: . . . . . 26, Shavar Newkirk vs. Duquesne, 2/17/18  
 Scored 20-24 points: . . . . . 23, Shavar Newkirk; 21, Chris Clover vs.  
 . . . . . George Mason, 2/21/18  
 Made 8 or more 3-point field goals: . . . . . 10, Langston Galloway vs. Fordham, 2/22/14 \*\*  
 Made 10 or more free throws: . . . . . 10, Shavar Newkirk vs. Duquesne, 2/17/18  
 Shot 100 percent from the field (min. 5 md) 6-for-6, Ronald Roberts, Jr. vs. VCU, 3/16/14  
 Attempted 15 or more free throws: . . . . . 15, DeAndre' Bemby vs. Drexel, 11/13/15  
 Attempted 20 or more field goals: . . . . . 23, Shavar Newkirk at UMass, 1/14/18  
 Had 10-19 rebounds: . . . . . 13, Taylor Funk vs. George Mason, 2/21/18  
 Had 20 or more rebounds: . . . . . 20, Ahmad Nivins vs. Rhode Island, 1/10/09  
 Had 10 or more blocks: . . . . . 10, Dwayne Jones vs. St. Bonaventure, 3/19/05  
 Had 5-9 blocks: . . . . . 5, Javon Baumann at La Salle, 1/27/15  
 Had 5 or more steals: . . . . . 5, DeAndre' Bemby at La Salle, 1/27/15  
 Had 10 or more assists: . . . . . 10, Shavar Newkirk vs. Duquesne  
 Had a double-double: . . . . . Shavar Newkirk (26 pts, 10 asts) & Nick Robinson  
 . . . . . (16 pts, 11 rebs) vs. Duquesne, 2/17/18  
 Had a triple-double: . . . . . Dwayne Jones (11 pts, 11 rebs, 10 blk)  
 . . . . . vs. St. Bonaventure, 2/19/05  
 Played 40 minutes (in regulation): . . . . . James Demery, Shavar Newkirk at La Salle, 2/3/18

**AN OPPONENT . . .**

Scored less than 50 points . . . . . 42 by Loyola Maryland, 12/9/14  
 Scored less than 40 points . . . . . 35 by Yale, 11/12/12  
 Shot under 30 percent . . . . . 28.3% by Loyola Maryland, 12/9/14  
 Shot 60 percent or better . . . . . 63.5% by St. Bonaventure (3/2/16)

**HAWK LEADERS**

(number of games led in each category; includes shared highs)

	<u>Points</u>	<u>Rebounds</u>	<u>Assists</u>	<u>Steals</u>	<u>Blocks</u>
Shavar Newkirk	14	7	14	12	4
James Demery	12	8	1	10	7
Nick Robinson	1	4	6	7	5
Taylor Funk	3	4	1	5	9
Anthony Longpré	0	2	2	2	3
Pierfrancesco Oliva	0	9	7	6	11
Lorenzo Edwards	0	1	0	1	5
Jai Williams	0	0	0	0	2
Chris Clover	0	1	0	2	2
Markell Lodge	0	0	0	1	3

**STATS BY HALF**

	<u>SJU</u>	<u>Opponents</u>
Points	High: 50 vs. George Mason (2nd) Low: 23 at GW (1st)	53 by Villanova (2nd), Toledo (2nd) 19 by Fordham-2 (1st)
Rebounds	High: 27 (2x) last at Bucknell (2nd) Low: 9 at Toledo (1st)	
Assists	High: 14 at UIC (1st) Low: 2 at La Salle (2nd)	
FG%	High: 58.1% at Toledo (2nd) Low: 26.7% vs. Harvard (1st)	76.9% by UMass-2 (2nd) 25.0% by Bucknell (1st)
3-pt FG%	High: 58.3% at Toledo (2nd) Low: 9.1% at UMass (1st), at GW (1st)	71.4% by UMass (2nd) 12.5% by Bucknell (1st)
FT%	High: 100% (4-4) vs. Villanova (2nd) Low: 33.3% vs. Washington State (1st)	

**INDIVIDUAL HIGHS BY HALF**

Points	20, Shavar Newkirk at La Salle (2nd)
Rebounds	13, Pierfrancesco Oliva vs. St. John's (2nd)
Assists	7, Shavar Newkirk vs. Duquesne (1st)
Blocks	2, by 3 players, last Markell Lodge vs. George Mason (2nd)
FG Made	6, Chris Clover at George Mason (1st)
3-pt FG Made	4, Chris Clover vs. Bucknell (1st)
FT Made	9, Shavar Newkirk vs. Sacramento St. (2nd)

**STARTERS**

	<b>G</b>	<b>G</b>	<b>F</b>	<b>F</b>	<b>F</b>	<b>Record</b>
Toledo	Newkirk	Kimble	Demery	Oliva	Longpré	0-1
Illinois-Chicago	Newkirk	Clover	Demery	Oliva	Longpré	1-0
Princeton	Newkirk	Clover	Demery	Oliva	Longpré	2-0
Washington State	Newkirk	Clover	Demery	Oliva	Longpré	2-1
Harvard	Newkirk	Clover	Demery	Oliva	Longpré	2-2
Sacramento State	Newkirk	Clover	Demery	Oliva	Longpré	3-2
Bucknell	Newkirk	Clover	Demery	Oliva	Longpré	4-2
Villanova	Newkirk	Clover	Demery	Oliva	Longpré	4-3
Temple	Newkirk	Clover	Demery	Oliva	Longpré	4-4
Maine	Newkirk	Clover	Demery	Oliva	Longpré	5-4
St. John's	Robinson	Clover	Demery	Oliva	Funk	0-1
George Washington	Newkirk	Clover	Demery	Oliva	Longpré	5-5
VCU	Newkirk	Clover	Demery	Oliva	Funk	1-0
St. Bonaventure	Newkirk	Clover	Demery	Oliva	Funk	2-0
George Mason	Newkirk	Clover	Demery	Oliva	Funk	2-1
Massachusetts	Newkirk	Clover	Demery	Longpré	Funk	0-1
Dayton	Newkirk	Clover	Demery	Oliva	Funk	3-1
Fordham	Newkirk	Clover	Demery	Oliva	Funk	4-1
St. Bonaventure	Newkirk	Clover	Demery	Oliva	Funk	4-2
Penn	Newkirk	Clover	Demery	Oliva	Funk	4-3
Saint Louis	Newkirk	Clover	Robinson	Oliva	Funk	0-1
La Salle	Newkirk	Clover	Demery	Oliva	Funk	4-4
Davidson	Newkirk	Clover	Demery	Oliva	Funk	4-5
Massachusetts	Newkirk	Robinson	Demery	Longpré	Funk	1-0
Fordham	Newkirk	Robinson	Demery	Longpré	Funk	2-0
Duquesne	Newkirk	Robinson	Demery	Longpré	Funk	3-0
George Mason	Newkirk	Clover	Robinson	Longpré	Funk	0-1
Richmond						
Rhode Island						
La Salle						

**HAWKS BY THE NUMBERS**

**SJU's Record in Games....**

Decided by 5 points or less	2-9
Decided by 6-10 points	3-2
Decided by 11 points or more	7-4
Played during the day	4-7
Played at night	7-9
Televised	5-11
Home	9-3
Away	2-9
Neutral	1-3
In Overtime	2-0
In November	4-3
In December	1-4
In January	4-5
In February	3-3
In white uniforms	10-6
In crimson uniforms	2-10
When winning the opening tip-off	8-6

**SJU's Record When Scoring....**

Less than 60 points	0-3
60-69 points	1-4
70-79 points	4-7
80-89 points	7-1
90-99 points	0-0

**SJU's Record When Allowing....**

Less than 60 points	4-0
60-69 points	3-2
70-79 points	3-7
80-89 points	2-3
90-100 points	0-3

**SJU's Record When....**

Leading at the half	10-3
Trailing at the half	1-11
Tied at the half	1-1

**SJU's Record When Shooting...**

50% or better	0-0
Less than 50%	11-15
Less than 30%	0-0
Better than opponent	10-4
Worse than opponent	2-11

**SJU's Record When...**

Outrebounding opponent	5-5
Outrebounded by opponent	5-9
Equal rebounds as opponent	2-0
Fewer TOs than opponent	9-11
More TOs than opponent	2-3
Equal TOs as opponent	2-0
Committing 14 or fewer TOs	11-13
Committing 15 or more TOs	1-1
Newkirk scores double figures	11-12
Demery scores double figures	12-12
Funk scores double figures	7-9
Four players score double figures	5-5
Five players score double figures	2-0

**MISCELLANEOUS STATS**  
**Largest winning margin:** 22 vs. Fordham  
**Largest lead in a game:** 28 vs. Dayton  
**Largest margin of defeat:** 41 vs. Villanova  
**Largest deficit in a game:** 41 vs. Villanova  
**Largest deficit overcome to win:** 12 vs. Sacramento St.  
**Largest winning margin lost:** 20 vs. Wash. St.



## PHIL MARTELLI

### Head Coach

### 23rd Season - 426-308

In 23 seasons as head coach at Saint Joseph's, **Phil Martelli** has built a program that is consistently one of the top in the conference, a perennial post-season participant and a key player on the national scene. In doing so, he has earned his place among the top coaches in the school's storied history while becoming one of the more respected coaches in the game.

Martelli is the Hawks' all-time leader in career victories with a mark of 426-308. Setting the school record for wins in a season (30) in 2004, Martelli has guided SJU to 20 or more victories nine times in 23 seasons, which is the most for any Hawk coach. His record of 209-164 in Atlantic 10 play is the most conference wins for any active coach and ranks second all-time in the league.

#### Martelli Highlights:

- He has taken SJU to the postseason in four of the last six years, and 13 times in the 22 seasons previous to this one, while winning three Atlantic 10 Championships (1997, 2014, 2016)
- Martelli's 18 postseason wins (7 NCAA, 11 NIT) are the most in school history
- His 2015-16 team compiled a 28-8 record for the second-most victories for a Hawk team, won its second Atlantic 10 title in three seasons and advanced to the NCAA Second Round for the first time since 2004
- Four of his players have been named the Atlantic 10 Player of the Year, with the most recent being DeAndre' Bemby in 2015-16
- In 2013-14, his veteran team turned in one of the more memorable seasons in school history, adding another A-10 Championship to his résumé as SJU went 24-10 and reached the NCAA Tournament for the sixth time under Martelli, falling to eventual national champion Connecticut in overtime
- Seven players have reached the NBA, including first round draft picks DeAndre' Bemby (2016), Jameer Nelson (2004) and Delonte West (2004) and a second-round selection, Ahmad Nivins (2009). Dwayne Jones and Ronald Roberts, Jr. had NBA stints while undrafted free agent Langston Galloway earned All-Rookie Second Team honors with the New York Knicks in 2015. Nelson (New Orleans), Galloway (Detroit) and Bemby (Atlanta) are currently playing in the NBA
- In 2003-04, he guided a squad that became the most compelling story in college basketball - the Hawks went undefeated in the regular season, were the top-ranked team in the nation and earned the school's first-ever number-one seed in the NCAA Tournament, advancing to the Elite Eight
- Joined with Jameer Nelson to sweep the National Coach and Player of the Year awards in 2004, marking one of the few times in history that the top player and coach were from the same school
- Current member of the NCAA Division I Basketball Oversight Committee; previously served the game as a Past President of the NABC's Board of Directors, and the NCAA Division I Men's Basketball Ethics Coalition
- Is very involved with Coaches vs. Cancer, is the chair of the National Council, and the co-chair of the Philadelphia chapter, which is one of the largest fundraising groups in this effort in the nation
- Was the co-recipient of the Circle of Honor Award given by the American Cancer Society in 2017, honored along with Temple's Fran Dunphy
- Has spent a total of 33 years with the Hawks' program, serving as an assistant coach for 10 years prior to attaining the top job in July, 1995

#### MARTELLI YEAR-BY-YEAR

YEAR	OVERALL		A-10		POSTSEASON
	W	L	W	L	
1995-96	19	13	9	7	NIT Runner-up
1996-97	26	7	13	3*	NCAA Sweet 16
1997-98	11	17	3	13	
1998-99	12	18	5	11	
1999-00	13	16	7	9	
2000-01	26	7	14	2	NCAA 2nd Round
2001-02	19	12	12	4	NIT 2nd Round
2002-03	23	7	12	4	NCAA 1st Round
2003-04	30	2	16	0	NCAA Elite Eight
2004-05	24	12	14	2	NIT Runner-up
2005-06	19	14	9	7	NIT 2nd Round
2006-07	18	14	9	7	
2007-08	21	13	9	7	NCAA 1st Round
2008-09	17	15	9	7	
2009-10	11	20	5	11	
2010-11	11	22	4	12	
2011-12	20	14	9	7	NIT 1st Round
2012-13	18	14	8	8	NIT 1st Round
2013-14	24	10	11	5*	NCAA 1st Round
2014-15	13	18	7	11	
2015-16	28	8	13	5*	NCAA 2nd Round
2016-17	11	20	4	14	
2017-18	12	15	7	8	
<b>Totals</b>	<b>426</b>	<b>308</b>	<b>209</b>	<b>164</b>	<b>6 NCAA, 6 NIT</b>

\* Atlantic 10 Champion

#### THE MARTELLI FILE

**Career Record:** 426-308 (23 years)

**Atlantic 10 Record:** 209-164

**Postseason Record:** 18-13 (overall); 7-7 (NCAA Tournament)

**Birthdate:** August 31, 1954

**Hometown:** Media, Pa.

**Education:** Widener University, 1976

**Playing Career:** Widener University, 1972-76

**College Coaching Career:** Head Coach, Saint Joseph's University, July 20, 1995 to present; Assistant Coach, Saint Joseph's, 1985-86 to 1994-95

**Family:** Wife, Judy; children - Phil, Jr., Jimmy, Elizabeth; grandchildren Philip Stephen, Marra, Avery, Brynley, Madalyn, Nolan and Callan

**Honors:** 2004 Consensus National Coach of the Year; Atlantic 10 Coach of the Year (2005, 2004, 2001, 1997); USBWA District Coach of the Year (2004, 1997); Philadelphia Big 5 Coach of the Year (2016, 2004, 1997, 1996); Honorary Doctorates - Widener University 2004, Cabrini College 2006, Immaculata University 2010

#### MARTELLI VS....

Richmond	11-8
Rhode Island	24-15
La Salle	20-11

## THE HAWK

One of the most famous mascots in college sports, the Saint Joseph's Hawk is in its 62nd year in 2017-18.

The Hawk is best known for staying in constant motion by flapping its wings throughout every basketball game and representing the Saint Joseph's motto, "The Hawk Will Never Die".

The idea for the Hawk as a mascot was originated by Jim Brennan during the 1954-55 season. Brennan, an ex-Marine and SJU cheerleader, at first wanted to secure an actual hawk, but later switched to the costume idea. The student government raised the 120 dollars needed to buy the initial costume, which Brennan donned for three years. He made his debut as the Hawk on January 4, 1956, a 69-56 win over La Salle at the Palestra. The Hawk has not missed a men's basketball game since that first season.



In addition to the constant flapping, the Hawk is also recognized by its "flying" in figure eights around the court during timeouts. The constant motion, coupled with the scrappy play of the University's athletic teams, helped to spawn the school's familiar slogan "The Hawk Will Never Die!" A few years ago, ESPN used a "flap-o-meter" on the national telecast of a Saint Joseph's game to estimate that the Hawk flaps its wings 3,500 times during a regulation game.

The Hawk is unique because it is one of the few mascots in the nation that travels to every game, and the student who holds the position gains a tuition scholarship. The student, who is selected through an interview process during the previous spring semester, also serves as a team manager for the men's basketball team and travels with the squad.

**Mikaela Bakey** becomes the 38th student, and the third female, to serve as the Hawk mascot. She is a senior accounting and risk management major from Mullica Hill, N.J.

## SAINT JOSEPH'S

The corporate title of "Saint" Joseph's University, which has been in place since Saint Joseph's was granted university status by the Commonwealth of Pennsylvania in 1979, is the public title of the institution for all aspects of its operations.

**Official reference:** Saint Joseph's University  
Saint Joseph's

**Acceptable in headlines or informal references:**

Saint Joseph's

SJU

St. Joe's

**UNACCEPTABLE:** St. Joseph's

For articles on the Hawks, go to  
"Hawks in the News" on SJUHawks.com  
<http://tinyurl.com/SJUClippings18>

Media Guide Online at SJUHawks.com  
<http://tinyurl.com/SJUMediaGuide18>

## ON THE AIR

**TV/VIDEO:** Saint Joseph's fans will be able to watch all 30 men's basketball regular-season games either on television or online via the Atlantic 10 Digital Network. The Hawks will have at least 13 games televised nationally on the ESPN Networks, NBC Sports Network and CBS Sports Network.

**RADIO:** Saint Joseph's University has entered into a partnership with Talk Radio 1210 WPHT AM to broadcast the majority of its men's basketball games during the 2017-18 season. Talk Radio 1210 WPHT will air 23 of the Hawks' 30 regular-season games this year, while at least two games will air on News Talk 990 AM WNTP, and others on HD Radio, 98.1 WOGL HD 2. The Saint Joseph's Sports Network team of Matt Martucci and Lunardi will return for their ninth season together, with Lunardi marking his 28th year as the color analyst.

**VIDEO STREAMING:** This season, live video broadcasts of many SJU games can be viewed through the Atlantic 10 Digital Network (SJUHawks.com). A subscription is necessary. (See schedule on pg. 2)

**INTERNET:** Information for Saint Joseph's basketball is found at SJU's athletics website, [www.SJUHawks.com](http://www.SJUHawks.com) with statistics, updated game notes, and live in-game statistics for all Hawk home games, and selected road games. Through Hawks All-Access, fans can follow every home game through audio streaming as well as video streaming for non-televised games. All road games are covered with audio streaming while video streaming also available for most. Video features on the team will also be available on the site.

**PHIL MARTELLI'S HAWKTALK RADIO SHOW:** Phil Martelli's "HawkTalk" Radio Show takes place every Thursday from 7 to 8 p.m., with the broadcast live from JD McGillicuddy's in Havertown, Pa. Live streaming audio is on SJUHawks.com while the show will also be podcast on Talk Radio 1210's website for listening anytime. The show's schedule is: December 28; January 4; January 11; January 18; January 25; February 1; February 8; February 15; February 22; and March 1.



## 2018 Atlantic 10 Championship

March 7-11 • Capital One Arena • Washington, D.C.

**FIRST ROUND – Wed., March 7 - Stadium Networks**

Game 1: No. 12 Seed vs. No. 13 Seed, 6 p.m.

Game 2: No. 11 Seed vs. No. 14 Seed, 8:30 p.m.

**SECOND ROUND – Thurs., March 8 - NBCSN**

Game 3: No. 8 Seed vs. No. 9 Seed, Noon

Game 4: No. 5 Seed vs. Winner Game 1, 2:30 p.m.

Game 5: No. 7 Seed vs. No. 10 Seed, 6 p.m.

Game 6: No. 6 Seed vs. Winner Game 2, 8:30 p.m.

**QUARTERFINALS – Fri., March 9 - NBCSN**

Game 7: No. 1 Seed vs. Winner Game 3, Noon

Game 8: No. 4 Seed vs. Winner Game 4, 2:30 p.m.

Game 9: No. 2 Seed vs. Winner Game 5, 6 p.m.

Game 10: No. 3 Seed vs. Winner Game 6, 8:30 p.m.

**SEMIFINALS – Sat., March 10 - CBSSN**

Game 11: Winner Game 7 vs. Winner Game 8, 1:00 p.m.

Game 12: Winner Game 9 vs. Winner Game 10, 3:30 p.m.

**FINAL – Sun., March 12 - CBS**

Game 13: Winner Game 11 vs. Winner Game 12, TBA



Atlantic10.com  
@A10MBB



## CAREER HIGHS

## #10 GERALD BLOUNT

**PTS:** 2 (2x) last vs. Dayton (1/17/18)  
**REB:** 2 vs. Dayton (1/17/18)  
**FGM:** 1 (2x) last at Davidson (2/6/18)  
**FGA:** 1 (3x) last at Davidson (2/6/18)  
**3FGM:** --  
**3FGA:** --  
**FTM:** 2 vs. Columbia (11/14/16)  
**FTA:** 2 (2x) last vs. Lafayette (12/22/16)  
**AST:** --  
**BLK:** --  
**STL:** 1 vs. Lafayette (12/22/16)  
**TO:** 1 (3x) last at Dayton (2/7/17)  
**MIN:** 4 (2x) last at Dayton (2/7/17)

## #2 CHARLIE BROWN

**PTS:** 22 vs. Fordham (2/4/17)  
**REB:** 9 vs. Penn (1/21/17)  
**FGM:** 7 vs. Fordham (2/4/17)  
**FGA:** 18 at La Salle (2/18/17)  
**3FGM:** 6 vs. Fordham (2/4/17)  
**3FGA:** 11 (2x) last at Dayton (2/7/17)  
**FTM:** 7 (2x) last vs. La Salle (1/28/17)  
**FTA:** 9 at VCU (2/14/17)  
**AST:** 3 vs. Lafayette (12/22/16)  
**BLK:** 2 (5x) last vs. St. Bonaventure (2/22/17)  
**STL:** 3 (2x) last vs. NC State (11/21/16)  
**TO:** 3 (4x) last at Duquesne (3/4/17)  
**MIN:** 46 vs. Fordham (2/4/17)

## #3 MICHAEL BOOTH

**PTS:** 3 (2x) last at Davidson (2/6/18)  
**REB:** 2 vs. Lafayette (12/22/16)  
**FGM:** 1 (2x) last at Davidson (2/6/18)  
**FGA:** 2 vs. Lafayette (12/22/16)  
**3FGM:** 1 (2x) last at Davidson (2/6/18)  
**3FGA:** 1 (5x) last at Davidson (2/6/18)  
**FTM:** 2 vs. Virginia Tech (12/22/15)  
**FTA:** 2 (2x) last vs. Virginia Tech (12/22/15)  
**AST:** 2 at Davidson (2/6/18)  
**BLK:** --  
**STL:** 1 at Fordham (2/14/18)  
**TO:** 1 (2x) last at Rhode Island (1/3/17)  
**MIN:** 3 vs. Lafayette (12/22/16)

## #15 CHRIS CLOVER

**PTS:** 21 (3x) last vs. George Mason (2/21/18)  
**REB:** 9 at Temple (12/9/17)  
**FGM:** 8 (3x) last vs. George Mason (2/21/18)  
**FGA:** 18 at Duquesne (3/4/17)  
**3FGM:** 4 (3x) last vs. Bucknell (11/29/17)  
**3FGA:** 7 (2x) last at Temple (12/9/17)  
**FTM:** 8 at Duquesne (3/4/17)  
**FTA:** 8 at Duquesne (3/4/17)  
**AST:** 5 vs. La Salle (1/28/17)  
**BLK:** 1 at UIC (11/13/17)  
**STL:** 4 vs. Sacramento State (11/26/17)  
**TO:** 3 (4x) last vs. George Mason (2/21/18)  
**MIN:** 40 at Duquesne (3/4/17)

## #25 JAMES DEMERY

**PTS:** 27 at Fordham (1/7/17)  
**REB:** 11 (3x) last at La Salle (2/3/18)  
**FGM:** 11 vs. Fordham (1/20/18)  
**FGA:** 25 vs. Fordham (1/20/18)  
**3FGM:** 3 at George Mason (1/13/16)  
**3FGA:** 4 (4x) last vs. Dayton (1/17/18)  
**FTM:** 9 (4x) last vs. Sacramento State (11/26/17)  
**FTA:** 15 vs. Fordham (2/4/17)  
**AST:** 5 at La Salle (2/18/17)  
**BLK:** 2 (2x) last vs. Penn (11/21/17)  
**STL:** 3 (6x) last at St. Bonaventure (1/24/18)  
**TO:** 6 (2x) last at VCU (2/14/17)  
**MIN:** 44 vs. Fordham (2/4/17)

## #22 LORENZO EDWARDS

**PTS:** 10 vs. Sacramento State (11/26/17)  
**REB:** 9 vs. Sacramento State (11/26/17)  
**FGM:** 4 vs. Sacramento State (11/26/17)  
**FGA:** 9 vs. Sacramento State (11/26/17)  
**3FGM:** 2 (2x) last at La Salle (2/3/18)  
**3FGA:** 6 vs. Sacramento State (11/26/17)  
**FTM:** 4 vs. Harvard (11/24/17)  
**FTA:** 4 vs. Harvard (11/24/17)  
**AST:** 1 at UIC (11/13/17)  
**BLK:** 2 (3x) last vs. George Mason (2/21/18)  
**STL:** 2 vs. Villanova (12/2/17)  
**TO:** 1 (4x) last at Davidson (2/6/18)  
**MIN:** 22 vs. Villanova (12/2/17)

## #33 TAYLOR FUNK

**PTS:** 23 vs. Princeton (11/18/17)  
**REB:** 13 vs. George Mason (2/21/18)  
**FGM:** 9 at UIC (11/13/17)  
**FGA:** 17 vs. St. John's (12/20/17)  
**3FGM:** 5 (3x) last vs. St. John's (12/20/17)  
**3FGA:** 15 vs. St. John's (12/20/17)  
**FTM:** 6 vs. Massachusetts (2/10/18)  
**FTA:** 7 vs. Massachusetts (2/10/18)  
**AST:** 3 (3x) last vs. St. Bonaventure (1/6/18)  
**BLK:** 2 (3x) last vs. Massachusetts (2/10/18)  
**STL:** 2 (4x) last vs. Duquesne (2/17/18)  
**TO:** 4 at Temple (12/9/17)  
**MIN:** 33 (3x) last at Fordham (2/14/18)

## #0 LAMARR KIMBLE

**PTS:** 26 vs. Loyola Chicago (11/18/16)  
**REB:** 9 at Fordham (1/7/17)  
**FGM:** 10 vs. Loyola Chicago (11/18/16)  
**FGA:** 18 (4x) last at Dayton (2/7/17)  
**3FGM:** 5 vs. Loyola Chicago (11/18/16)  
**3FGA:** 8 (4x) last at Dayton (2/7/17)  
**FTM:** 9 vs. Penn (1/21/17)  
**FTA:** 11 vs. Penn (1/21/17)  
**AST:** 10 at Dayton (2/7/17)  
**BLK:** 1 (6x) last vs. Richmond (1/14/17)  
**STL:** 3 vs. Lafayette (12/22/16)  
**TO:** 9 at Massachusetts (1/18/17)  
**MIN:** 50 vs. Fordham (2/4/17)

## #23 MARKELL LODGE

**PTS:** 11 at Massachusetts (1/18/17)  
**REB:** 10 at Villanova (12/3/16)  
**FGM:** 5 (4x) last vs. St. Bonaventure (2/22/17)  
**FGA:** 7 at Rhode Island (1/3/17)  
**3FGM:** --  
**3FGA:** --  
**FTM:** 4 vs. Ole Miss (11/20/16)  
**FTA:** 5 (2x) last vs. Fordham (2/4/17)  
**AST:** 1 at Massachusetts (1/18/17)  
**BLK:** 4 vs. St. Bonaventure (2/22/17)  
**STL:** 2 at George Washington (12/30/17)  
**TO:** 1 (12x) last at Davidson (2/6/18)  
**MIN:** 36 vs. Fordham (2/4/17)

## #12 ANTHONY LONGPRE

**PTS:** 11 at Massachusetts (1/14/18)  
**REB:** 7 at Massachusetts (1/14/18)  
**FGM:** 3 (4x) last at Massachusetts (1/14/18)  
**FGA:** 9 at Massachusetts (1/14/18)  
**3FGM:** 2 (6x) last at Davidson (2/6/18)  
**3FGA:** 5 at Temple (12/9/17)  
**FTM:** 3 at Massachusetts (1/14/18)  
**FTA:** 4 at Massachusetts (1/14/18)  
**AST:** 7 at Massachusetts (1/14/18)  
**BLK:** 2 (2x) last at UIC (11/13/17)  
**STL:** 2 vs. Bucknell (11/29/17)  
**TO:** 3 (2x) last at Fordham (2/14/18)  
**MIN:** 31 at Massachusetts (1/14/18)

## #1 SHAVAR NEWKIRK

**PTS:** 30 at La Salle (2/3/18)  
**REB:** 10 (2x) last vs. St. Bonaventure (1/6/18)  
**FGM:** 11 vs. St. John's (12/20/17)  
**FGA:** 23 at Massachusetts (1/14/18)  
**3FGM:** 5 at La Salle (2/3/18)  
**3FGA:** 14 vs. Washington St (11/23/17)  
**FTM:** 11 (2x) last vs. St. Bonaventure (1/6/18)  
**FTA:** 14 (2x) last vs. St. Bonaventure (1/6/18)  
**AST:** 10 vs. Duquesne (2/17/18)  
**BLK:** 2 at Gonzaga (11/19/14)  
**STL:** 5 vs. St. Bonaventure (1/6/18)  
**TO:** 7 at Illinois State (12/18/16)  
**MIN:** 43 vs. VCU (1/3/18)

## #24 PIERFRANCESCO OLIVA

**PTS:** 22 vs. Fordham (1/20/18)  
**REB:** 18 vs. St. John's (12/20/17)  
**FGM:** 9 vs. Fordham (1/20/18)  
**FGA:** 16 vs. Fordham (1/20/18)  
**3FGM:** 3 (2x) last vs. Fordham (1/20/18)  
**3FGA:** 7 vs. Fordham (1/20/18)  
**FTM:** 4 (4x) last vs. VCU (1/3/18)  
**FTA:** 8 vs. Washington St (11/23/17)  
**AST:** 8 vs. St. Bonaventure (1/6/18)  
**BLK:** 3 (2x) vs. Old Dominion (11/22/15)  
**STL:** 3 at St. Bonaventure (1/24/18)  
**TO:** 5 (2x) last at La Salle (2/3/18)  
**MIN:** 38 at UIC (11/13/17)

## #5 NICK ROBINSON

**PTS:** 16 vs. Duquesne (2/17/18)  
**REB:** 11 vs. Duquesne (2/17/18)  
**FGM:** 6 vs. George Mason (2/21/18)  
**FGA:** 11 vs. George Mason (2/21/18)  
**3FGM:** 2 (2x) last vs. Duquesne (2/17/18)  
**3FGA:** 4 at Drexel (12/11/16)  
**FTM:** 11 vs. VCU (1/3/18)  
**FTA:** 14 vs. VCU (1/3/18)  
**AST:** 7 vs. Massachusetts (3/8/17)  
**BLK:** 3 vs. Duquesne (2/17/18)  
**STL:** 3 (2x) last vs. Duquesne (2/17/18)  
**TO:** 6 vs. Duquesne (2/17/18)  
**MIN:** 39 vs. Massachusetts (2/10/18)

## #21 KYLE THOMPSON

**PTS:** 2 vs. Loyola Maryland (12/9/14)  
**REB:** 2 vs. Illinois State (12/19/15)  
**FGM:** 1 vs. Loyola Maryland (12/9/14)  
**FGA:** 1 (5x) last at Rhode Island (1/3/17)  
**3FGM:** --  
**3FGA:** 1 at Fordham (2/6/16)  
**FTM:** 2 vs. Fordham (1/20/18)  
**FTA:** 2 (5x) last vs. Fordham (1/20/18)  
**AST:** 1 (3x) last at Illinois State (12/18/16)  
**BLK:** --  
**STL:** 1 vs. Fordham (1/20/18)  
**TO:** 2 vs. Dayton (1/17/18)  
**MIN:** 4 vs. Lafayette (12/22/16)

## #32 JAI WILLIAMS

**PTS:** 8 (2x) last at Dayton (2/7/17)  
**REB:** 8 (2x) last at Saint Louis (2/25/17)  
**AST:** 1 (2x) last vs. Massachusetts (3/8/17)  
**FGM:** 4 at Dayton (2/7/17)  
**FGA:** 5 vs. Rhode Island (3/1/17)  
**3FGM:** --  
**3FGA:** --  
**FTM:** 4 vs. NC State (11/21/16)  
**FTA:** 4 (2x) last at Duquesne (3/4/17)  
**BLK:** 2 at Saint Louis (2/25/17)  
**STL:** 2 at VCU (2/14/17)  
**TO:** 2 (5x) last at La Salle (2/18/17)  
**MIN:** 25 vs. La Salle (1/28/17)

## SEASON HIGHS

## #10 GERALD BLOUNT

**PTS:** 2 (2x) last at Davidson (2/6/18)  
**REB:** 2 vs. Dayton (1/17/18)  
**FGM:** 1 (2x) last at Davidson (2/6/18)  
**FGA:** 1 (2x) last at Davidson (2/6/18)  
**3FGM:** --  
**3FGA:** --  
**FTM:** --  
**FTA:** --  
**AST:** --  
**BLK:** --  
**STL:** --  
**TO:** --  
**MIN:** 2 at Davidson (2/6/18)

## #2 CHARLIE BROWN

**PTS:** --  
**REB:** --  
**FGM:** --  
**FGA:** --  
**3FGM:** --  
**3FGA:** --  
**FTM:** --  
**FTA:** --  
**AST:** --  
**BLK:** --  
**STL:** --  
**TO:** --  
**MIN:** --

## #3 MIKE BOOTH

**PTS:** 3 at Davidson (2/6/18)  
**REB:** --  
**FGM:** 1 at Davidson (2/6/18)  
**FGA:** 1 (2x) last at Davidson (2/6/18)  
**3FGM:** 1 at Davidson (2/6/18)  
**3FGA:** 1 at Davidson (2/6/18)  
**FTM:** --  
**FTA:** --  
**AST:** --  
**BLK:** --  
**STL:** 1 at Fordham (2/14/18)  
**TO:** --  
**MIN:** 2 at Davidson (2/6/18)

## #15 CHRIS CLOVER

**PTS:** 21 vs. George Mason (2/21/18)  
**REB:** 9 vs. Temple (12/9/17)  
**FGM:** 8 (2x) last vs. George Mason (2/21/18)  
**FGA:** 16 vs. George Mason (2/21/18)  
**3FGM:** 4 vs. Bucknell (11/29/17)  
**3FGA:** 7 vs. Temple (12/9/17)  
**FTM:** 3 (2x) last vs. Dayton (1/17/18)  
**FTA:** 4 (3x) last vs. Dayton (1/17/18)  
**AST:** 3 (2x) last vs. Fordham (1/20/18)  
**BLK:** 1 at UIC (11/13/17)  
**STL:** 4 vs. Sacramento State (11/26/17)  
**TO:** 4 vs. St. John's (12/20/17)  
**MIN:** 34 at Penn (1/27/18)

## #25 JAMES DEMERY

**PTS:** 25 at UIC (11/13/17)  
**REB:** 10 (2x) last vs. Maine (12/17/17)  
**FGM:** 11 vs. Fordham (1/20/18)  
**FGA:** 25 vs. Fordham (1/20/18)  
**3FGM:** 2 (3x) last vs. Fordham (1/20/18)  
**3FGA:** 5 vs. Princeton (11/18/17)  
**FTM:** 9 vs. Sacramento State (11/26/17)  
**FTA:** 10 vs. Sacramento State (11/26/17)  
**AST:** 4 (2x) last vs. Fordham (1/20/18)  
**BLK:** 1 (4x) last vs. Temple (12/9/17)  
**STL:** 3 (5x) last at St. Bonaventure (1/24/18)  
**TO:** 3 (3x) last at Davidson (2/6/18)  
**MIN:** 40 (2x) last vs. Sacramento State (11/26/17)

## #22 LORENZO EDWARDS

**PTS:** 10 vs. Sacramento State (11/26/17)  
**REB:** 9 vs. Sacramento State (11/26/17)  
**FGM:** 4 vs. Sacramento State (11/26/17)  
**FGA:** 9 vs. Sacramento State (11/26/17)  
**3FGM:** 2 (2x) last at La Salle (2/3/18)  
**3FGA:** 6 vs. Sacramento State (11/26/17)  
**FTM:** 4 vs. Harvard (11/24/17)  
**FTA:** 4 vs. Harvard (11/24/17)  
**AST:** 1 at UIC (11/13/17)  
**BLK:** 2 (3x) last vs. George Mason (2/21/18)  
**STL:** 2 vs. Villanova (12/2/17)  
**TO:** 1 (4x) last at Davidson (2/6/18)  
**MIN:** 22 vs. Villanova (12/2/17)

## #33 TAYLOR FUNK

**PTS:** 23 vs. Princeton (11/18/17)  
**REB:** 13 vs. George Mason (2/21/18)  
**FGM:** 9 at UIC (11/13/17)  
**FGA:** 17 vs. St. John's (12/20/17)  
**3FGM:** 5 (3x) last vs. St. John's (12/20/17)  
**3FGA:** 15 vs. St. John's (12/20/17)  
**FTM:** 6 vs. Massachusetts (2/10/18)  
**FTA:** 7 vs. Massachusetts (2/10/18)  
**AST:** 3 (3x) last vs. St. Bonaventure (1/6/18)  
**BLK:** 2 (2x) last vs. Massachusetts (2/10/18)  
**STL:** 2 (3x) last vs. Duquesne (2/17/18)  
**TO:** 4 at Temple (12/9/17)  
**MIN:** 33 (3x) last at Fordham (2/14/18)

## #0 LAMARR KIMBLE

**PTS:** 10 at Toledo (11/11/17)  
**REB:** 1 at Toledo (11/11/17)  
**FGM:** 4 at Toledo (11/11/17)  
**FGA:** at Toledo (11/11/17)  
**3FGM:** 2 at Toledo (11/11/17)  
**3FGA:** 4 at Toledo (11/11/17)  
**FTM:** --  
**FTA:** 4 at Toledo (11/11/17)  
**AST:** 2 at Toledo (11/11/17)  
**BLK:** --  
**STL:** --  
**TO:** --  
**MIN:** 30 at Toledo (11/11/17)

## #23 MARKELL LODGE

**PTS:** 2 (5x) last vs. Saint Louis (1/31/18)  
**REB:** 2 (3x) last at Davidson (2/6/18)  
**FGM:** 1 (4x) last vs. Dayton (1/17/18)  
**FGA:** 2 vs. Saint Louis (1/31/18)  
**3FGM:** --  
**3FGA:** --  
**FTM:** --  
**FTA:** 1 vs. Saint Louis (1/31/18)  
**AST:** --  
**BLK:** 2 vs. George Mason (2/21/18)  
**STL:** 2 at George Washington (12/30/17)  
**TO:** 1 (3x) last at Davidson (2/6/18)  
**MIN:** 8 (2x) last vs. Saint Louis (1/31/18)

## #12 ANTHONY LONGPRE'

**PTS:** 11 at Massachusetts (1/14/18)  
**REB:** 7 at Massachusetts (1/14/18)  
**FGM:** 3 (4x) last at Massachusetts (1/14/18)  
**FGA:** 9 at Massachusetts (1/14/18)  
**3FGM:** 2 (6x) last at Davidson (2/6/18)  
**3FGA:** 5 at Temple (12/9/17)  
**FTM:** 3 at Massachusetts (1/14/18)  
**FTA:** 9 at Massachusetts (1/14/18)  
**AST:** 7 at Massachusetts (1/14/18)  
**BLK:** 2 (2x) last at UIC (11/13/17)  
**STL:** 2 vs. Bucknell (11/29/17)  
**TO:** 3 at Massachusetts (1/14/18)  
**MIN:** 31 at Massachusetts (1/14/18)

## #1 SHAVAR NEWKIRK

**PTS:** 30 at La Salle (2/3/18)  
**REB:** 10 (2x) last vs. St. Bonaventure (1/6/18)  
**FGM:** 11 vs. St. John's (12/20/17)  
**FGA:** 23 at Massachusetts (1/14/18)  
**3FGM:** 5 at La Salle (2/3/18)  
**3FGA:** 14 vs. Washington St. (11/23/17)  
**FTM:** 11 (2x) last vs. St. Bonaventure (1/6/18)  
**FTA:** 14 (2x) last vs. St. Bonaventure (1/6/18)  
**AST:** 10 vs. Duquesne (2/17/18)  
**BLK:** 1 (4x) last vs. Saint Louis (1/31/18)  
**STL:** 5 vs. St. Bonaventure (1/6/18)  
**TO:** 5 vs. George Mason (2/21/18)  
**MIN:** 43 vs. VCU (1/3/18)

## #24 PIERFRANCESCO OLIVA

**PTS:** 22 vs. Fordham (1/20/18)  
**REB:** 18 vs. St. John's (12/20/17)  
**FGM:** 9 vs. Fordham (1/20/18)  
**FGA:** 16 vs. Fordham (1/20/18)  
**3FGM:** 3 vs. Fordham (1/20/18)  
**3FGA:** 7 vs. Fordham (1/20/18)  
**FTM:** 4 (2x) last vs. VCU (1/3/18)  
**FTA:** 8 vs. Washington St. (11/23/17)  
**AST:** 8 vs. St. Bonaventure (1/6/18)  
**BLK:** 2 vs. St. Bonaventure (1/6/18)  
**STL:** 3 at St. Bonaventure (1/24/18)  
**TO:** 5 (2x) last at La Salle (2/3/18)  
**MIN:** 38 at UIC (11/13/17)

## #5 NICK ROBINSON

**PTS:** 16 vs. Duquesne (2/17/18)  
**REB:** 11 vs. Duquesne (2/17/18)  
**FGM:** 6 vs. George Mason (2/21/18)  
**FGA:** 11 vs. George Mason (2/21/18)  
**3FGM:** 2 (2x) last vs. Duquesne (2/17/18)  
**3FGA:** 2 (5x) last vs. Duquesne (2/17/18)  
**FTM:** 11 vs. VCU (1/3/18)  
**FTA:** 14 vs. VCU (1/3/18)  
**AST:** 6 vs. Saint Louis (1/31/18)  
**BLK:** 3 vs. Duquesne (2/17/18)  
**STL:** 3 (2x) last vs. Duquesne (2/17/18)  
**TO:** 6 vs. Duquesne (2/17/18)  
**MIN:** 36 vs. Saint Louis (1/31/18)

## #21 KYLE THOMPSON

**PTS:** --  
**REB:** --  
**FGM:** --  
**FGA:** 1 at Davidson (2/6/18)  
**3FGM:** --  
**3FGA:** --  
**FTM:** 2 vs. Fordham (1/20/18)  
**FTA:** 2 vs. Fordham (1/20/18)  
**AST:** --  
**BLK:** --  
**STL:** 1 vs. Fordham (1/20/18)  
**TO:** 1 vs. Dayton (1/17/18)  
**MIN:** 3 at Davidson (2/6/18)

## #32 JAI WILLIAMS

**PTS:** 6 vs. Saint Louis (1/31/18)  
**REB:** 2 at George Washington (12/30/17)  
**FGM:** 3 vs. Saint Louis (1/31/18)  
**FGA:** 4 vs. Saint Louis (1/31/18)  
**3FGM:** --  
**3FGA:** --  
**FTM:** 2 vs. Harvard (11/24/17)  
**FTA:** 2 vs. (2x) last vs. Sacramento State (11/26/17)  
**AST:** --  
**BLK:** 1 (2x) last vs. Bucknell (11/29/17)  
**STL:** --  
**TO:** 1 vs. Saint Louis (1/31/18)  
**MIN:** 8 at George Washington (12/30/17)

2017-18 SAINT JOSEPH'S BASKETBALL • 15

BOXSCORES

Game 1: November 11, 2017 - Savage Arena - Toledo, Ohio
Toledo 98 - SJU 87

Table with columns: ##, Player, tot-fg, 3-pt, rebounds, etc. for Saint Joseph's 0-1 and Toledo 1-0.

TOTAL FG% 1st Half: 14-39 35.9% 2nd Half: 18-31 58.1% Game: 45.7% DEADBALL
3-Pt. FG% 1st Half: 5-14 35.7% 2nd Half: 7-12 58.3% Game: 46.2% REBOUNDS
F Throw % 1st Half: 3-7 42.9% 2nd Half: 8-13 61.5% Game: 55.0% 2

Table with columns: ##, Player, tot-fg, 3-pt, rebounds, etc. for Saint Joseph's 2-1 and Toledo 1-0.

TOTAL FG% 1st Half: 17-34 50.0% 2nd Half: 13-22 59.1% Game: 53.6% DEADBALL
3-Pt. FG% 1st Half: 7-12 58.3% 2nd Half: 7-13 53.8% Game: 56.0% REBOUNDS
F Throw % 1st Half: 4-4 100% 2nd Half: 20-25 80.0% Game: 82.8% 2

Officials: Jim Schipper, Darryl Smith, Bo Boroski
Technical fouls: Saint Joseph's-None. Toledo-None.
Attendance: 3,609

Score by Periods 1st 2nd Total
Saint Joseph's 36 51 87
Toledo 45 53 98

Game 2: November 13, 2017 - UIC Pavilion - Chicago, Ill.
SJU 86 - UIC 82 - OT

Table with columns: ##, Player, tot-fg, 3-pt, rebounds, etc. for Saint Joseph's 1-1 and UIC 1-1.

TOTAL FG% 1st Half: 18-35 51.4% 2nd Half: 13-31 41.9% Game: 45.3% DEADBALL
3-Pt. FG% 1st Half: 4-8 50.0% 2nd Half: 3-11 27.3% Game: 31.8% REBOUNDS
F Throw % 1st Half: 2-2 100% 2nd Half: 3-8 37.5% Game: 64.7% 4

Table with columns: ##, Player, tot-fg, 3-pt, rebounds, etc. for Saint Joseph's 2-2 and Washington State 75 - SJU 71.

TOTAL FG% 1st Half: 16-35 45.7% 2nd Half: 12-34 35.3% Game: 40.5% DEADBALL
3-Pt. FG% 1st Half: 5-14 35.7% 2nd Half: 3-14 21.4% Game: 30.0% REBOUNDS
F Throw % 1st Half: 3-6 50.0% 2nd Half: 7-12 58.3% Game: 59.1% 7

Officials: Chris Beaver, Kevin Ferguson, Ray Perone
Technical fouls: Saint Joseph's-None. UIC-None.
Attendance: 3,175

Score by Periods 1st 2nd OT Total
Saint Joseph's 42 32 12 86
UIC 40 34 8 82

Game 3: November 18, 2017 - Hagan Arena
SJU 71 - Princeton 58

Table with columns: ##, Player, tot-fg, 3-pt, rebounds, etc. for Princeton 0-3 and Saint Joseph's 2-1.

TOTAL FG% 1st Half: 10-25 40.0% 2nd Half: 11-26 42.3% Game: 41.2% DEADBALL
3-Pt. FG% 1st Half: 7-17 41.2% 2nd Half: 3-15 20.0% Game: 31.3% REBOUNDS
F Throw % 1st Half: 4-4 100% 2nd Half: 2-3 66.7% Game: 85.7% 4

Table with columns: ##, Player, tot-fg, 3-pt, rebounds, etc. for Saint Joseph's 2-1 and Toledo 1-0.

TOTAL FG% 1st Half: 12-29 41.4% 2nd Half: 13-24 54.2% Game: 47.2% DEADBALL
3-Pt. FG% 1st Half: 6-16 37.5% 2nd Half: 4-11 36.4% Game: 37.0% REBOUNDS
F Throw % 1st Half: 2-5 40.0% 2nd Half: 9-12 75.0% Game: 64.7% 6

Officials: Ray Styons, Lamar Simpson, Clarence Armstrong
Technical fouls: Princeton-None. Saint Joseph's-None.
Attendance: 4,121

Score by Periods 1st 2nd Total
Princeton 31 27 58
Saint Joseph's 32 39 71

Game 4: November 23, 2017 - Titan Gym - Fullerton, Calif.
Wooden Legacy
Washington State 75 - SJU 71

Table with columns: ##, Player, tot-fg, 3-pt, rebounds, etc. for Saint Joseph's 2-2 and Washington State 4-0.

TOTAL FG% 1st Half: 16-35 45.7% 2nd Half: 10-31 32.3% Game: 39.4% DEADBALL
3-Pt. FG% 1st Half: 4-14 28.6% 2nd Half: 6-20 30.0% Game: 29.4% REBOUNDS
F Throw % 1st Half: 2-6 33.3% 2nd Half: 7-9 77.8% Game: 60.0% 4

Table with columns: ##, Player, tot-fg, 3-pt, rebounds, etc. for Saint Joseph's 2-2 and Washington State 4-0.

TOTAL FG% 1st Half: 9-29 31.0% 2nd Half: 16-28 57.1% Game: 43.9% DEADBALL
3-Pt. FG% 1st Half: 6-18 33.3% 2nd Half: 10-15 66.7% Game: 48.5% REBOUNDS
F Throw % 1st Half: 0-1 0.0% 2nd Half: 9-12 75.0% Game: 69.2% 1

Officials: Lamont Simpson, DJ Cartensen, Ken Ditty
Technical fouls: Saint Joseph's-None. Washington State-None.
Attendance: 2,131

Score by Periods 1st 2nd Total
Saint Joseph's 38 33 71
Washington State 24 51 75





2017-18 SAINT JOSEPH'S BASKETBALL • 17

BOXSCORES

Game 9: December 9, 2017 - Hagan Arena  
Temple 81 - SJU 78

##	Player	tot-fg		3-pt		rebounds			pf	tp	a	to	blk	s	min		
		fg	fga	fg	fga	of	de	tot									
12	LONGPRE', Anthony	3	8	2	5	0	0	6	6	2	8	1	0	0	19		
24	OLIVA, Pierfrancesco	2	6	0	0	0	3	5	6	11	3	4	5	2	0	27	
25	DEMERY, James	7	9	1	2	0	3	1	3	4	1	15	4	1	1	36	
01	NEWKIRK, Shavar	4	13	2	3	8	10	2	2	4	0	18	6	2	0	34	
15	CLOVER, Chris	6	13	2	7	3	4	2	7	9	3	17	3	0	0	33	
05	ROBINSON, Nick	0	2	0	2	1	2	0	2	2	4	1	0	0	1	14	
22	EDWARDS, Lorenzo	0	3	0	2	0	0	0	1	1	0	0	0	1	2	0	11
33	FUNK, Taylor	5	6	5	6	0	0	0	5	5	0	15	0	4	0	26	
TEAM																	
Totals.....		27	60	12	27	12	22	10	33	43	13	78	19	13	4	2	200

TOTAL FG% 1st Half: 10-25 40.0% 2nd Half: 17-35 48.6% Game: 45.0% DEADBALL  
 3-Pt. FG% 1st Half: 5-13 38.5% 2nd Half: 7-14 50.0% Game: 44.4% REBOUNDS  
 F Throw % 1st Half: 4-6 66.7% 2nd Half: 8-16 50.0% Game: 54.5% 4

Temple 6-2 (1-1 Big 5)

##	Player	tot-fg		3-pt		rebounds			pf	tp	a	to	blk	s	min		
		fg	fga	fg	fga	of	de	tot									
00	ENECHIONIA, Obi	1	8	0	2	2	2	0	6	6	4	4	1	0	1	0	23
24	AFLAKPUI, Ernest	5	6	0	0	2	4	4	2	6	2	12	0	0	1	0	21
01	BROWN, Josh	3	10	0	2	7	8	1	5	6	2	13	4	0	0	0	35
03	ALSTON, JR., Shizz	7	15	5	8	1	2	2	2	4	4	20	1	2	0	1	34
13	ROSE, Quinton	6	13	2	5	1	1	1	10	11	2	15	4	2	1	2	37
02	MOORE II, Alani	3	9	2	7	0	0	1	2	3	2	8	2	0	0	2	23
22	PERRY, De'Vondre	3	6	2	4	1	2	0	2	2	3	9	1	2	1	1	21
23	THORRE, Damion	0	0	0	0	0	0	0	0	0	0	0	0	0	0	2	6
TEAM																	
Totals.....		28	67	11	28	14	19	10	29	39	19	81	13	6	4	8	200

TOTAL FG% 1st Half: 15-34 44.1% 2nd Half: 13-33 39.4% Game: 41.8% DEADBALL  
 3-Pt. FG% 1st Half: 7-14 50.0% 2nd Half: 4-14 28.6% Game: 39.3% REBOUNDS  
 F Throw % 1st Half: 3-5 60.0% 2nd Half: 11-14 78.6% Game: 73.7% 1

Officials: Roger Ayers, Olandis Poole, Garrick Shannon  
 Technical foul,s: Saint Joseph's-None. Temple-None.  
 Attendance: 7288

Score by Periods	1st	2nd	Total
Saint Joseph's	29	49	78
Temple	40	41	81

Game 10: December 17, 2017 - Hagan Arena  
SIU 72 - Maine 59

##	Player	tot-fg		3-pt		rebounds			pf	tp	a	to	blk	s	min		
		fg	fga	fg	fga	of	de	tot									
00	FLEMING, Andrew	1	7	0	0	0	0	2	9	11	3	2	1	4	1	0	30
01	CALIXTE, Aaron	5	13	2	5	2	2	1	1	2	4	14	3	5	0	1	31
04	MAJSTOROVIC, D	1	5	1	5	0	0	2	2	4	2	3	1	2	1	0	31
14	WHITE, Isaiah	8	14	5	7	0	0	2	7	9	3	21	0	3	1	1	31
33	ER, Ilker	5	11	3	6	0	0	1	8	9	5	13	2	0	0	0	27
02	ARAUJO, Celio	0	0	0	0	0	0	0	1	1	0	0	2	2	0	0	8
05	EVANS, Danny	1	3	0	1	0	0	0	1	1	2	2	0	0	0	0	11
11	STOJILIKOVIC, Ilija	0	1	0	1	0	0	1	3	4	0	0	2	0	0	0	14
13	ANTOMES, Miks	0	0	0	0	0	0	0	0	0	0	0	0	0	0	0	1
15	LOWNDES JR., Vernon	0	2	0	2	0	0	0	0	0	0	0	0	0	0	0	3
32	ASHLEY, Dennis	2	8	0	5	0	0	0	4	4	0	4	1	1	0	0	13
TEAM																	
Totals.....		23	64	11	32	2	2	9	38	47	19	59	12	17	3	2	200

TOTAL FG% 1st Half: 9-29 31.0% 2nd Half: 14-35 40.0% Game: 35.9% DEADBALL  
 3-Pt. FG% 1st Half: 7-16 43.8% 2nd Half: 4-16 25.0% Game: 34.4% REBOUNDS  
 F Throw % 1st Half: 2-2 100% 2nd Half: 0-0 0.0% Game: 100% 1

Saint Joseph's 5-5

##	Player	tot-fg		3-pt		rebounds			pf	tp	a	to	blk	s	min		
		fg	fga	fg	fga	of	de	tot									
12	LONGPRE', A	2	7	1	3	0	0	1	4	5	1	5	1	0	0	1	20
24	OLIVA, P	2	5	1	3	1	3	2	6	8	1	6	2	1	1	1	31
25	DEMERY, James	7	16	0	1	5	9	4	6	10	1	19	0	1	1	1	36
01	NEWKIRK, Shavar	6	18	3	8	4	5	0	2	2	2	19	4	0	0	2	32
15	CLOVER, Chris	2	8	0	2	1	2	0	3	3	1	5	0	0	0	2	29
03	BOOTH, Michael	0	0	0	0	0	0	0	1	1	0	0	0	0	0	0	1
05	ROBINSON, Nick	3	4	0	1	2	3	1	6	7	2	8	1	1	0	3	22
11	FREEMAN, Toliver	0	0	0	0	0	0	0	0	0	0	0	0	0	0	0	1
21	THOMPSON, Kyle	0	0	0	0	0	0	0	0	0	0	0	0	0	0	0	1
22	EDWARDS, Lorenzo	0	0	0	0	0	0	0	1	1	0	0	0	0	0	0	1
33	FUNK, Taylor	4	12	1	7	1	1	1	2	3	0	10	1	0	1	1	26
TEAM																	
Totals.....		26	70	6	25	14	23	11	32	43	8	72	9	3	3	11	201

TOTAL FG% 1st Half: 10-31 32.3% 2nd Half: 16-39 41.0% Game: 37.1% DEADBALL  
 3-Pt. FG% 1st Half: 2-8 25.0% 2nd Half: 4-17 23.5% Game: 24.0% REBOUNDS  
 F Throw % 1st Half: 8-12 66.7% 2nd Half: 6-11 54.5% Game: 60.9% 3

Officials: Ed Corbett, Bill Covington, Jr., Lamar Simpson  
 Technical foul,s: Maine-None. Saint Joseph's-None.  
 Attendance: 3,551

Score by Periods	1st	2nd	Total
Maine	27	32	59
Saint Joseph's	30	42	72

Game 11: December 20, 2017 - Mohegan Sun Arena - Uncasville, Conn.  
Basketball Hall of Fame Holiday Showcase  
St. John's 77 - SJU 73

##	Player	tot-fg		3-pt		rebounds			pf	tp	a	to	blk	s	min		
		fg	fga	fg	fga	of	de	tot									
01	AHMED, Bashir	6	12	2	5	2	4	1	4	5	2	16	0	2	0	33	
11	OWENS, Tariq	3	7	0	0	1	2	2	5	7	1	7	2	3	5	0	35
13	CLARK II, Marvin	2	7	2	4	2	2	0	3	3	4	8	0	1	0	0	17
02	PONDS, Shamorie	9	15	2	7	8	11	0	7	7	1	28	4	5	1	2	40
05	SIMON, Justin	3	7	0	1	5	9	2	9	11	3	11	9	1	1	0	40
12	TRIMBLE JR, Bryan	1	6	1	5	0	0	0	2	2	2	3	1	0	0	1	15
14	YAKWE, Kassoum	2	4	0	0	0	0	0	0	0	2	4	0	1	1	0	20
TEAM																	
Totals.....		26	58	7	22	18	28	5	31	36	15	77	16	13	8	6	200

TOTAL FG% 1st Half: 14-30 46.7% 2nd Half: 12-28 42.9% Game: 44.8% DEADBALL  
 3-Pt. FG% 1st Half: 5-15 33.3% 2nd Half: 2-7 28.6% Game: 31.8% REBOUNDS  
 F Throw % 1st Half: 11-16 68.8% 2nd Half: 7-12 58.3% Game: 64.3% 3

Saint Joseph's 5-6

##	Player	tot-fg		3-pt		rebounds			pf	tp	a	to	blk	s	min		
		fg	fga	fg	fga	of	de	tot									
24	OLIVA, P	3	5	0	1	1	1	2	16	18	2	7	4	2	0	0	33
25	DEMERY, James	7	13	0	3	1	4	1	6	7	4	15	2	3	0	0	30
33	FUNK, Taylor	5	17	5	15	0	0	1	1	2	2	15	1	2	0	0	33
05	ROBINSON, Nick	2	5	2	2	1	2	3	4	7	4	7	2	5	0	0	26
15	CLOVER, Chris	1	7	1	5	0	0	2	2	4	3	3	2	4	0	0	32
01	NEWKIRK, Shavar	11	20	1	5	3	3	0	2	2	5	26	2	1	0	1	31
12	LONGPRE', Anthony	0	3	0	2	0	0	1	2	3	1	0	0	2	0	1	13
23	LODGE, Markell	0	0	0	0	0	0	0	0	0	0	0	0	0	0	0	0
32	WILLIAMS, Jai	0	0	0	0	0	0	1	0	1	1	0	0	0	0	0	2
TEAM																	
Totals.....		29	70	9	33	6	10	14	34	48	22	73	13	19	0	2	200

TOTAL FG% 1st Half: 16-35 45.7% 2nd Half: 13-35 37.1% Game: 41.4% DEADBALL  
 3-Pt. FG% 1st Half: 6-18 33.3% 2nd Half: 3-15 20.0% Game: 27.3% REBOUNDS  
 F Throw % 1st Half: 3-5 60.0% 2nd Half: 3-5 60.0% Game: 60.0% 0

Officials:  
 Technical foul,s:

BOXSCORES

Game 13: January 3, 2018 - Hagan Arena  
SJU 78 - VCU 71 - OT

		tot-fg		3-pt		rebounds														
##	Player	fg	fga	fg	fga	ft	fta	of	de	tot	pf	tp	a	to	blk	s	min			
04	TILLMAN, Justin	f	11	16	0	2	0	0	5	7	12	4	22	0	2	0	0	31		
21	LANE, Khris	f	3	4	0	0	0	0	2	2	3	6	1	3	0	1	14			
00	JENKINS, D	g	6	13	2	4	2	3	0	2	3	16	5	4	0	1	29			
10	WILLIAMS, J	g	3	8	0	4	1	1	0	3	3	4	7	4	2	0	27			
13	CROWFIELD, Malik	g	2	8	2	8	0	0	0	3	3	4	6	0	0	0	36			
01	SIMMS, Mike'l	1	4	1	4	0	0	0	5	5	1	3	1	0	1	0	21			
05	MOBLEY, Sean	1	1	0	0	0	0	0	4	4	1	2	0	2	0	0	8			
11	VANN, Issac	5	15	1	7	2	3	1	4	5	2	13	0	3	1	0	33			
14	SANTOS-SILVA, M	1	4	0	0	0	0	3	1	4	1	2	0	2	2	0	11			
15	JACKSON, Xavier	0	0	0	0	0	0	0	0	0	0	0	0	0	0	0	04			
25	MAYE, Tyler	2	4	0	0	0	0	1	0	1	2	4	1	2	0	2	15			
TEAM																				
Totals.....		35	77	6	29	5	7	12	36	48	25	81	12	20	4	6	225			

TOTAL FG% 1st Half: 17-37 45.9%    2nd Half: 16-30 53.3%    Game: 45.5%    DEADBALL  
 3-Pt. FG% 1st Half: 3-11 27.3%    2nd Half: 2-11 18.2%    Game: 20.7%    REBOUNDS  
 F Throw % 1st Half: 3-3 100%    2nd Half: 2-4 50.0%    Game: 71.4%    2

Saint Joseph's 6-7 (1-1 A-10)

		tot-fg		3-pt		rebounds														
##	Player	fg	fga	fg	fga	ft	fta	of	de	tot	pf	tp	a	to	blk	s	min			
24	OLIVA, P	f	5	8	1	3	4	6	2	5	7	3	15	3	1	1	36			
25	DEMERY, James	f	5	15	1	2	2	4	2	6	8	0	13	1	1	3	38			
33	FUNK, Taylor	f	5	10	4	7	5	5	1	2	3	3	19	2	0	0	43			
01	NEWKIRK, Shavar	g	4	18	0	6	4	5	0	4	4	2	12	5	1	0	0			
15	CLOVER, Chris	g	1	5	0	1	1	2	0	1	1	3	1	1	0	1	22			
05	ROBINSON, Nick	1	6	0	1	11	14	1	7	8	1	13	2	2	0	2	29			
12	LONGPRE', Anthony	3	5	0	1	2	2	3	1	4	1	8	1	2	0	1	15			
23	LODGE, Markell	1	1	0	0	0	0	0	0	0	0	2	0	0	1	0	6			
32	WILLIAMS, Jai	1	1	0	0	0	0	0	0	0	0	1	2	0	0	0	3			
TEAM																				
Totals.....		26	69	6	21	29	38	10	29	39	12	87	15	9	3	8	225			

TOTAL FG% 1st Half: 14-32 43.8%    2nd Half: 9-31 29.0%    Game: 37.7%    DEADBALL  
 3-Pt. FG% 1st Half: 3-7 42.9%    2nd Half: 2-12 16.7%    Game: 28.6%    REBOUNDS  
 F Throw % 1st Half: 15-19 78.9%    2nd Half: 10-14 71.4%    Game: 76.3%    7

Officials: Ray Styons, Jeb Hartness, Bill McCarthy  
 Technical fouls: VCU-JENKINS, De'Riante. Saint Joseph's-NEWKIRK, Shavar.  
 Attendance: 3,518

Score by Periods	1st	2nd	OT	Total
VCU	40	36	5	81
Saint Joseph's	46	30	11	87

Game 14: January 6, 2018 - Hagan Arena  
SJU 85 - St. Bonaventure 78

		tot-fg		3-pt		rebounds														
##	Player	fg	fga	fg	fga	ft	fta	of	de	tot	pf	tp	a	to	blk	s	min			
15	GRIFFIN, LaDarien	f	4	6	0	0	0	3	5	8	2	8	0	0	1	2	26			
33	AYENI, Josh	f	5	13	0	0	0	1	6	7	2	10	3	3	0	1	29			
01	TAQQUEE, Idris	g	1	2	0	0	3	4	1	1	2	5	5	0	0	0	12			
02	MOBLEY, Matt	g	1	5	0	3	0	0	5	5	4	2	1	2	0	2	36			
03	ADAMS, Jaylen	g	5	11	4	7	5	6	0	6	6	4	19	7	5	0	36			
04	KAPUTO, Nelson	0	0	0	0	0	0	0	0	0	0	0	0	0	0	0	3			
21	BROCKINGTON, Izaiah	g	6	15	3	8	1	2	0	4	4	1	16	3	0	1	33			
30	STOCKARD, Courtney	4	8	0	1	9	9	1	1	2	5	17	2	1	0	3	23			
32	IKPEZE, Amadi	0	0	0	0	1	2	0	0	0	0	1	0	0	0	0	2			
TEAM																				
Totals.....		26	60	7	19	19	23	7	29	36	23	78	16	11	2	8	200			

TOTAL FG% 1st Half: 14-30 46.7%    2nd Half: 12-30 40.0%    Game: 43.3%    DEADBALL  
 3-Pt. FG% 1st Half: 3-8 37.5%    2nd Half: 4-11 36.4%    Game: 36.8%    REBOUNDS  
 F Throw % 1st Half: 4-6 66.7%    2nd Half: 15-17 88.2%    Game: 82.6%    3

Saint Joseph's 7-7 (2-1 A-10)

		tot-fg		3-pt		rebounds														
##	Player	fg	fga	fg	fga	ft	fta	of	de	tot	pf	tp	a	to	blk	s	min			
24	OLIVA, P	f	3	7	1	4	2	3	1	7	8	4	9	8	4	2	1	35		
25	DEMERY, James	f	8	13	2	4	6	7	0	1	1	2	24	0	2	0	1			
33	FUNK, Taylor	f	3	6	2	5	0	2	1	5	6	4	8	3	3	0	0			
01	NEWKIRK, Shavar	g	5	11	2	6	11	14	1	9	10	3	23	5	2	0	39			
15	CLOVER, Chris	g	3	10	1	4	1	2	1	2	2	8	1	0	0	0	33			
05	ROBINSON, Nick	2	5	0	2	4	4	2	1	3	4	8	1	2	1	0	19			
12	LONGPRE', Anthony	2	5	1	4	0	0	0	0	2	2	2	5	0	0	0	0			
TEAM																				
Totals.....		26	57	9	29	24	32	7	28	35	21	85	18	13	3	7	200			

TOTAL FG% 1st Half: 14-29 48.3%    2nd Half: 12-28 42.9%    Game: 45.6%    DEADBALL  
 3-Pt. FG% 1st Half: 5-17 29.4%    2nd Half: 4-12 33.3%    Game: 31.0%    REBOUNDS  
 F Throw % 1st Half: 9-11 81.8%    2nd Half: 15-21 71.4%    Game: 75.0%    3

Officials: Tim Comer, Louie Andrakakos, Justin Porterfield  
 Technical fouls: St. Bonaventure-STOCKARD, Courtney. Saint Joseph's-None.  
 Attendance: 4,061

Score by Periods	1st	2nd	Total
St. Bonaventure	35	43	78
Saint Joseph's	42	43	85

Game 15: January 10, 2018 - EagleBank Arena - Fairfax, Va.  
George Mason 81 - SJU 79

		tot-fg		3-pt		rebounds														
##	Player	fg	fga	fg	fga	ft	fta	of	de	tot	pf	tp	a	to	blk	s	min			
24	OLIVA, P	f	1	3	0	1	0	0	0	5	5	4	2	2	0	0	24			
25	DEMERY, James	f	6	14	0	2	4	5	0	2	2	2	16	1	0	1	0			
33	FUNK, Taylor	f	5	13	4	10	1	2	0	4	4	1	15	1	0	1	30			
01	NEWKIRK, Shavar	g	8	17	3	8	5	7	2	5	7	0	24	5	1	1	37			
15	CLOVER, Chris	g	8	14	3	6	0	1	0	3	3	1	19	2	2	0	33			
05	ROBINSON, Nick	1	5	0	2	1	2	3	2	2	2	3	2	0	0	0	25			
12	LONGPRE', Anthony	0	1	0	0	1	0	0	0	2	2	0	0	1	0	0	14			
23	LODGE, Markell	0	0	0	0	0	0	0	0	0	0	0	0	0	0	0	0+			
TEAM																				
Totals.....		29	67	10	30	11	17	6	25	31	10	79	14	3	4	5	200			

TOTAL FG% 1st Half: 16-32 50.0%    2nd Half: 13-35 37.1%    Game: 43.3%    DEADBALL  
 3-Pt. FG% 1st Half: 7-17 41.2%    2nd Half: 3-13 23.1%    Game: 33.3%    REBOUNDS  
 F Throw % 1st Half: 3-4 75.0%    2nd Half: 8-13 61.5%    Game: 64.7%    4

George Mason 8-9 (2-2)

		tot-fg		3-pt		rebounds														
##	Player	fg	fga	fg	fga	ft	fta	of	de	tot	pf	tp	a	to	blk	s	min			
00	MAR, Goanar	f	2	6	1	3	0	0	0	2	3	4	2	3	0	0	26			
33	CALIXTE, Greg	f	3	7	0	0	0	2	3	4	7	2	6	0	0	2	21			
01	KIER, Justin	g	6	13	0	2	0	0	1	9	10	0	12	7	5	1	34			
04	LIVINGSTON II, O	g	10	13	5	6	0	0	0	5	5	1	25	3	0	0	37			
05	GRAYVER, Jaire	g	5	10	3	6	0	1	3	3	6	2	13	1	1	1	37			
12	WILSON, AJ	0	0	0	0	0	0	0	1	1	0	0	0	0	0	0	8			
23	GREENE, Javon	2	6	1	4	0	1	0	5	5	1	5	0	0	1	0	13			
32	BOYD, Ian	5	10	1	3	4	4	0	6	6	2	15	1	2	0	0	24			
TEAM																				
Totals.....		33	65	11	24	4	8	8	35	43	11	81	12	9	6	2	200			

TOTAL FG% 1st Half: 19-30 63.3%    2nd Half: 14-35 40.0%    Game: 50.8%    DEADBALL  
 3-Pt. FG% 1st Half: 7-17 41.2%    2nd Half: 4-10 40.0%    Game: 45.8%    REBOUNDS  
 F Throw % 1st Half: 2-2 100%    2nd Half: 2-6 33.3%    Game: 50.0%    2



BOXSCORES

Game 21: January 31, 2018 - Hagan Arena
Saint Louis 60 - SJU 59

Table with 20 columns: #, Player, fg, fga, 3-pt, fta, of, de, tot, pf, tp, a, to, blk, s, min. Rows include FOREMAN, D.J., BESS, Javon, FRENCH, Hasahn, GOODWIN, Jordan, ROBY, Davell, JOHNSON, Jalen, HINES, Aaron, ANTHONY, Rashed, TEAM, and Totals.

TOTAL FG% 1st Half: 12-31 38.7% 2nd Half: 9-25 36.0% Game: 37.5% DEADBALL REBOUNDS 7
3-Pt. FG% 1st Half: 3-11 30.0% 2nd Half: 4-14 28.6% Game: 29.2%
F Throw % 1st Half: 3-6 50.0% 2nd Half: 8-12 66.7% Game: 61.1%

Saint Joseph's 9-12 (4-5 A-10)

Table with 20 columns: #, Player, fg, fga, 3-pt, fta, of, de, tot, pf, tp, a, to, blk, s, min. Rows include OLIVA, P, FUNK, Taylor, NEWKIRK, Shavar, ROBINSON, Nick, CLOVER, Chris, LONGPRE, Anthony, EDWARDS, Lorenzo, LODGE, Markell, WILLIAMS, Jai, TEAM, and Totals.

TOTAL FG% 1st Half: 12-31 38.7% 2nd Half: 8-19 42.1% Game: 40.0% DEADBALL REBOUNDS 2
3-Pt. FG% 1st Half: 3-11 27.3% 2nd Half: 4-11 36.4% Game: 31.8%
F Throw % 1st Half: 0-2 0.0% 2nd Half: 12-16 75.0% Game: 66.7%

Officials: Tim Comer, Edwin Young III, Brooks Wells
Technical fouls: Saint Louis-None. Saint Joseph's-None.
Attendance: 3,143

Score by Periods 1st 2nd Total
Saint Louis 30 30 60
Saint Joseph's 27 32 59

Game 22: February 3, 2018 - Gola Arena - Philadelphia, Pa.
La Salle 81 - SJU 78

Table with 20 columns: #, Player, fg, fga, 3-pt, fta, of, de, tot, pf, tp, a, to, blk, s, min. Rows include OLIVA, P, DEMERY, James, FUNK, Taylor, NEWKIRK, Shavar, CLOVER, Chris, LONGPRE, A, EDWARDS, Lorenzo, LODGE, Markell, TEAM, and Totals.

TOTAL FG% 1st Half: 16-32 50.0% 2nd Half: 8-26 30.8% Game: 41.4% DEADBALL REBOUNDS 7
3-Pt. FG% 1st Half: 8-15 53.3% 2nd Half: 4-10 40.0% Game: 48.0%
F Throw % 1st Half: 3-6 50.0% 2nd Half: 15-25 60.0% Game: 58.1%

La Salle 10-13 (4-6 A-10)

Table with 20 columns: #, Player, fg, fga, 3-pt, fta, of, de, tot, pf, tp, a, to, blk, s, min. Rows include PHIRI, Saul, JOHNSON, B.J., WASHINGTON, T, POWELL, Pookie, STUKES, Amar, MOULTRIE, Jamir, DEAM, Isiah, TEAM, and Totals.

TOTAL FG% 1st Half: 14-36 38.9% 2nd Half: 12-30 40.0% Game: 39.4% DEADBALL REBOUNDS 1
3-Pt. FG% 1st Half: 6-18 33.3% 2nd Half: 5-18 27.8% Game: 30.6%
F Throw % 1st Half: 4-5 80.0% 2nd Half: 14-16 87.5% Game: 85.7%

Officials: Sean Hull, Evon Burroughs, Anthony Franklin
Technical fouls: Saint Joseph's-None. La Salle-None.
Attendance: 2,937

Score by Periods 1st 2nd Total
Saint Joseph's 43 35 78
La Salle 38 43 81

Game 23: February 6, 2018 - Belk Arena - Davidson, N.C.
Davidson 91 - SJU 62

Table with 20 columns: #, Player, fg, fga, 3-pt, fta, of, de, tot, pf, tp, a, to, blk, s, min. Rows include OLIVA, P, DEMERY, James, FUNK, Taylor, NEWKIRK, Shavar, CLOVER, Chris, ROBINSON, Nick, BLOUNT, Gerald, FREEMAN, Tolver, LONGPRE, Anthony, VEGA, Christian, THOMPSON, Kyle, EDWARDS, Lorenzo, LODGE, Markell, WILLIAMS, Jai, TEAM, and Totals.

TOTAL FG% 1st Half: 9-24 37.5% 2nd Half: 13-28 46.4% Game: 42.3% DEADBALL REBOUNDS 3
3-Pt. FG% 1st Half: 4-12 33.3% 2nd Half: 6-14 42.9% Game: 38.5%
F Throw % 1st Half: 6-10 60.0% 2nd Half: 2-4 50.0% Game: 57.1%

Davidson 13-9 (8-3 A-10)

Table with 20 columns: #, Player, fg, fga, 3-pt, fta, of, de, tot, pf, tp, a, to, blk, s, min. Rows include MICHELSEN, Oskar, PRITCHETT, K, ALDRIDGE, Peyton, GUDMUNDSSON, J, GRADY, Kellan, WATKINS, Jordan, FREUNDLICH, Cal, WYNTER, Malcolm, BROWN, Michael, MAGARITY, Will, COLLINS, Carter, JONES, Bates, REIGEL, Rusty, TEAM, and Totals.

TOTAL FG% 1st Half: 20-33 60.6% 2nd Half: 14-29 48.3% Game: 54.8% DEADBALL REBOUNDS 1
3-Pt. FG% 1st Half: 11-19 57.9% 2nd Half: 9-20 45.0% Game: 51.3%
F Throw % 1st Half: 0-0 0.0% 2nd Half: 3-3 100% Game: 100% 0

Officials: Doug Sirmons, Keith Kimble, James Breeding
Technical fouls: Saint Joseph's-None. Davidson-None.
Attendance: 3,134

Score by Periods 1st 2nd Total
Saint Joseph's 28 34 62
Davidson 51 40 91

Game 24: February 10, 2018 - Hagan Arena
SJU 85 - Massachusetts 73

Table with 20 columns: #, Player, fg, fga, 3-pt, fta, of, de, tot, pf, tp, a, to, blk, s, min. Rows include HINES, Malik, PIPKINS, Luwane, McLEAN, Unique, PIERRE, Carl, ANDERSON, C.J., FRANKLIN, Jaylen, TURNER-MORRIS, K, MILLER, Rayshaw, TEAM, and Totals.

TOTAL FG% 1st Half: 15-30 50.0% 2nd Half: 13-32 40.6% Game: 45.2% DEADBALL REBOUNDS 2
3-Pt. FG% 1st Half: 10-13 76.9% 2nd Half: 4-12 33.3% Game: 56.0%
F Throw % 1st Half: 1-1 100% 2nd Half: 2-3 66.7% Game: 75.0%

Saint Joseph's 10-14 (5-7 A-10)

Table with 20 columns: #, Player, fg, fga, 3-pt, fta, of, de, tot, pf, tp, a, to, blk, s, min. Rows include LONGPRE, A, DEMERY, James, FUNK, Taylor, NEWKIRK, Shavar, ROBINSON, Nick, CLOVER, Chris, OLIVA, Pierfrancesco, TEAM, and Totals.

TOTAL FG% 1st Half: 15-33 45.5% 2nd Half: 15-32 46.9% Game: 46.2% DEADBALL REBOUNDS 2
3-Pt. FG% 1st Half: 5-12 41.7% 2nd Half: 5-15 33.3% Game: 37.0%
F Throw % 1st Half: 6-8 75.0% 2nd Half: 9-12 75.0% Game: 75.0%

Officials: Justin Porterfield, Jeff Pon, Mark Schnur
Technical fouls: Massachusetts-None. Saint Joseph's-None.
Attendance: 3,751

Score by Periods 1st 2nd Total
Massachusetts 41 32 73
Saint Joseph's 41 44 85







## #25 JAMES DEMERY

Senior • Forward • 6-6 • 200

Williamston, N.C.

Northside Christian Academy

Criminal Justice

Overall Stats: 17.2 ppg, 5.5 rpg, 1.0 apg

Atlantic 10 Stats: 18.1 ppg, 5.3 rpg, 1.0 apg

### 2017-18

- Has scored in double figures in 24 of his 25 games this season
- Missed George Mason game due to an ankle sprain
- SJU's leading scorer 12x, most recently at Fordham (20 pts)
- Poured in 20 points (8-of-14 FG) in road win over Fordham
- Dropped 18 points (8-of-15 FG) in 28 minutes in win over UMass
- Posted sixth career double-double with 20 pts, 11 rebs at La Salle
- Missed Saint Louis game due to an ankle sprain
- Big 5 Player of the Week (Jan. 24) after performances vs. Dayton, Fordham
- Matched season-high 25 pts, added seven rebs in home win over Fordham
- Had 22 points (8-of-14 FG) and seven rebounds at UMass
- Big 5 Co-Player of the Week (Jan. 9) after performances vs. SBU and VCU
- Dropped 24 points (8-of-13 FG) in home win over St. Bonaventure
- 54th Hawk to score 1,000 career pts, surpassing the mark vs. VCU
- Hit for 24 points and added eight rebs at George Washington
- Had 19 pts, season-high 10 rebs in win over Maine
- Posted 20 points and eight rebounds in win over Bucknell
- Recorded double-double (18 pts, season-high 10 rebs) vs. Harvard
- Poured in a game-high 25 points in win at UIC

### Career

- Has played in 112 career games with 74 starts
- 63 double-figure games, 11 games with 20+ pts, 6 double-doubles
- 2016-17 All-Big 5 Second Team selection
- Sixth man for the 2015-16 Atlantic 10 Champion Hawks

### 2017-18 Game-by-Game

OPPONENT	MIN	FG-A	3PT-A	FT-A	OR	DR	TR	F	A	TO	BL	S	PT
Toledo*	26	6-9	1-2	3-7	2	1	3	1	1	0	0	0	16
Illinois-Chicago*	40	10-20	1-3	4-7	2	3	5	2	2	2	1	3	25
Princeton*	36	4-10	1-5	4-6	1	2	3	2	1	2	1	2	13
Washington State*	27	6-15	1-4	0-0	1	4	5	1	0	1	0	2	13
Harvard*	39	7-18	1-4	3-6	5	5	10	2	2	2	0	3	18
Sacramento State*	40	3-9	0-2	9-10	0	2	2	2	0	2	0	3	15
Bucknell*	36	8-18	0-3	4-6	3	5	8	1	0	0	0	0	20
Villanova*	35	6-17	0-1	2-3	1	4	5	1	0	2	1	1	14
Temple*	36	7-9	1-2	0-3	1	3	4	1	4	3	1	1	15
Maine*	36	7-16	0-1	5-9	4	6	10	1	0	1	1	1	19
St. John's*	30	7-13	0-3	1-4	1	6	7	4	2	3	0	0	15
George Washington*	38	9-16	1-2	5-7	5	3	8	2	1	1	0	1	24
VCU*	38	5-15	1-2	2-4	2	6	8	0	1	1	1	3	13
St. Bonaventure*	35	8-13	2-4	6-7	0	1	1	2	0	2	0	1	24
George Mason*	37	6-14	0-2	4-5	0	2	2	2	1	0	1	0	16
Massachusetts*	39	8-14	0-0	6-7	2	5	7	1	1	0	1	0	22
Dayton*	30	7-11	2-4	3-5	1	3	4	2	2	1	0	0	19
Fordham*	36	11-25	2-4	1-2	3	4	7	2	4	1	0	1	25
St. Bonaventure*	37	5-12	0-2	3-6	2	3	5	3	0	2	0	3	13
Penn*	36	5-16	1-3	1-2	1	5	6	3	0	2	0	2	12
Saint Louis													
La Salle*	40	6-14	2-5	6-10	2	9	11	2	1	4	0	1	20
Davidson*	30	3-9	1-4	2-2	1	2	3	2	1	3	1	0	9
Massachusetts*	28	8-15	0-3	2-3	2	2	4	4	0	1	0	1	18
Fordham*	39	8-14	0-1	4-7	3	3	6	1	1	2	0	1	20
Duquesne*	28	5-12	1-3	1-2	1	2	3	1	0	2	0	0	12
George Mason													
Richmond													
Rhode Island													
La Salle													

\* Denotes game started



## #1 SHAVAR NEWKIRK

Senior • Guard • 6-0 • 185

New York, N.Y.

Cardinal Hayes

Accounting

Overall Stats: 17.7 ppg, 4.5 rpg, 3.7 apg

Atlantic 10 Stats: 17.7 ppg, 5.6 rpg, 4.1 apg

### 2017-18

- Has scored in double figures in 24 of 27 games this season
- SJU's leading scorer 13x, most recently vs. George Mason (23 pts)
- Tallied 26 pts and career-high 10 assists for third career double-double (first career pts-assists double-double) vs. Duquesne
- Went for 19 pts, seven assists, and six rebs in road win over Fordham
- Had 13 pts, nine rebs, and seven assists in UMass win
- 55th Hawk to score 1,000 career pts, surpassing the mark at La Salle
- Poured in career-high 30 pts (9-of-18 FG) at La Salle
- Dropped 22 points at Massachusetts
- Had 24 points, seven rebounds, and five assists at George Mason
- Recorded second career double-double (23 pts, career-high 11-of-14 FT, 10 rebs) in win over St. Bonaventure
- Poured in 26 points vs. St. John's
- Had first career double-double (19 pts, 10 rebs) in win over Bucknell
- Had game-high 22 pts (career-high 11-of-14 FT) in Sacramento State win
- Poured in 24 points vs. Washington State
- Had a team-high 21 points in 20 minutes in his return to the court in season opener at Toledo
- Atlantic 10 Preseason All-Conference Second Team

### Career

- Has played in 106 career games with 74 starts
- 48 double-figure games, 18 games with 20+ points
- Missed final 19 games of 2016-17 after suffering a torn ACL (left knee) vs. George Washington on December 30
- Starting point guard for the 2015-16 Atlantic 10 Champion Hawks

### 2017-18 Game-by-Game

OPPONENT	MIN	FG-A	3PT-A	FT-A	OR	DR	TR	F	A	TO	BL	S	PT
Toledo*	20	6-12	2-3	7-9	0	2	2	2	1	1	0	3	21
Illinois-Chicago*	28	5-13	0-4	6-7	0	0	0	2	5	2	1	1	16
Princeton*	31	4-10	2-6	1-2	0	4	4	2	1	1	0	0	11
Washington State*	33	7-21	4-14	6-6	1	2	3	1	3	2	0	1	24
Harvard*	30	2-8	0-2	5-8	1	1	2	4	3	3	0	2	9
Sacramento State*	30	5-12	1-5	11-14	1	3	4	1	4	5	0	3	22
Bucknell*	33	5-16	2-5	7-7	1	9	10	2	6	0	0	1	19
Villanova*	26	4-13	2-8	0-0	0	2	2	3	2	1	0	0	10
Temple*	34	4-13	2-3	8-10	2	2	4	0	6	2	0	1	18
Maine*	32	6-18	3-8	4-5	0	2	2	2	4	0	0	2	19
St. John's	31	11-20	1-5	3-3	0	2	2	5	2	1	0	1	26
George Washington*	36	2-11	0-3	6-9	0	5	5	1	1	3	0	2	10
VCU*	43	4-18	0-6	4-5	0	4	4	2	5	1	0	0	12
St. Bonaventure*	39	5-11	2-6	11-14	1	9	10	3	5	2	0	5	23
George Mason*	37	8-17	3-8	5-7	2	5	7	0	5	1	1	2	24
Massachusetts*	38	10-23	0-6	2-2	2	1	3	1	2	1	1	2	22
Dayton*	29	6-10	2-3	3-3	0	2	2	2	2	1	0	1	17
Fordham*	36	1-7	0-2	3-3	1	7	8	2	4	1	0	2	5
St. Bonaventure*	32	4-17	0-2	1-3	3	4	7	1	2	3	0	2	9
Penn*	35	6-16	2-6	5-8	1	2	3	1	2	0	0	3	19
Saint Louis*	38	6-12	1-5	3-5	0	6	6	2	2	4	1	1	16
La Salle*	40	9-18	5-7	7-10	1	6	7	2	4	0	1	0	30
Davidson*	35	5-10	2-4	4-8	1	1	2	0	3	2	0	3	16
Massachusetts*	39	4-14	2-5	3-4	2	7	9	0	7	2	0	1	13
Fordham*	39	6-14	3-9	4-5	0	6	6	1	7	1	1	0	19
Duquesne*	39	7-15	2-5	10-11	0	5	5	1	10	0	0	1	26
George Mason*	33	6-13	2-4	9-11	1	2	3	0	3	5	0	1	23
Richmond													
Rhode Island													
La Salle													

\* Denotes game started



## #32 JAI WILLIAMS

Senior • Forward • 6-9 • 235  
Philadelphia, Pa.  
Phila. Electrical & Technical Charter  
Communication Studies

Overall Stats: 1.4 ppg, 0.4 rpg, 0.2 bpg  
Atlantic 10 Stats: 2.0 ppg, 0.4 rpg, 0.0 bpg

### 2017-18

- Has appeared in 12 games this season
- Scored two points vs. George Mason
- Scored two points in three minutes in win over Duquesne
- Missed Fordham road game due to illness
- Scored a season-high six pts (3-of-4 FG) in seven minutes vs. SLU
- Scored two points apiece vs. Davidson and VCU
- Played a season-high eight minutes at George Washington
- Tallied a block in two minutes of action in win over Bucknell
- Scored one point in win over Sacramento State
- Recorded two points, one rebound, and one block in seven minutes vs. Harvard
- Saw four minutes in season debut in win over UIC

### Career

- Has played in 57 career games, including 27 in 2016-17
- Received the 2016-17 Robert O'Neill Memorial Award as the team's Most Improved Player
- Saw action in four games for the 2015-16 A-10 Champion Hawks

### 2017-18 Game-by-Game

OPPONENT	MIN	FG-A	3PT-A	FT-A	OR	DR	TR	F	A	TO	BL	S	PT
Toledo													
Illinois-Chicago	4	0-2	0-0	0-0	0	0	0	0	0	0	0	0	0
Princeton													
Washington State													
Harvard	7	0-0	0-0	2-2	0	1	1	1	0	0	1	0	2
Sacramento State	1	0-0	0-0	1-2	0	0	0	0	0	0	0	0	1
Bucknell	2	0-0	0-0	0-0	0	0	0	0	0	0	1	0	0
Villanova													
Temple													
Maine													
St. John's	2	0-0	0-0	0-0	1	0	1	1	0	0	0	0	0
George Washington	8	0-1	0-0	0-0	1	1	2	0	0	0	0	0	0
VCU	3	1-1	0-0	0-0	0	0	0	1	0	0	0	0	2
St. Bonaventure													
George Mason													
Massachusetts													
Dayton	1	0-0	0-0	0-0	0	0	0	0	0	0	0	0	0
Fordham													
St. Bonaventure													
Penn													
Saint Louis	7	3-4	0-0	0-1	0	1	1	1	0	1	0	0	6
La Salle													
Davidson	5	1-2	0-0	0-0	0	0	0	1	0	0	0	0	2
Massachusetts													
Fordham													
Duquesne	3	1-1	0-0	0-0	0	0	0	2	0	0	0	0	2
George Mason	4	1-1	0-0	0-0	0	0	0	0	0	0	0	0	2
Richmond													
Rhode Island													
La Salle													

\* Denotes game started



## #15 CHRIS CLOVER

Junior • Guard • 6-3 • 210  
Philadelphia, Pa.  
St. Joseph's Prep  
Business Administration

Overall Stats: 8.7 ppg, 3.1 rpg, 1.1 apg  
Atlantic 10 Stats: 9.4 ppg, 2.7 rpg, 1.3 apg

### 2017-18

- Matched career-high 21 points vs. George Mason
- Dropped 18 points (7-of-12 FG, 3-of-3 3FG) off the bench in win over UMass
- Recorded 12 points and six rebounds at Penn
- Had 10 points in win over Dayton
- Poured in 19 points (8-of-14 FG) at George Mason
- Netted eight points in win over St. Bonaventure
- Scored 12 points at George Washington
- Had 17 pts (6-of-13 FG) and career-high nine rebounds at Temple
- Scored 12 pts (5-of-11 FG) and added four rebs vs. #4 Villanova
- Poured in 17 points (4-of-6 3FG) in win over Bucknell
- Hit for seven points and recorded career-high four steals in win over Sacramento State

### Career

- Has played in 77 career games
- Earned 18 starts in 30 appearances in 2016-17

### 2017-18 Game-by-Game

OPPONENT	MIN	FG-A	3PT-A	FT-A	OR	DR	TR	F	A	TO	BL	S	PT
Toledo	23	4-7	0-2	0-0	1	4	5	2	1	1	0	1	8
Illinois-Chicago*	20	0-3	0-1	0-2	1	4	5	3	2	3	1	1	0
Princeton*	28	2-10	1-6	0-2	1	1	2	1	1	0	0	1	5
Washington State*	22	2-3	1-2	0-0	0	0	0	4	0	0	0	0	5
Harvard*	15	1-7	0-3	0-2	0	0	0	1	1	0	0	0	2
Sacramento State*	24	2-5	1-3	2-4	1	1	2	3	0	2	0	4	7
Bucknell*	29	6-11	4-6	1-2	1	4	5	1	0	2	0	0	17
Villanova*	27	5-11	0-0	2-2	1	3	4	2	1	1	1	0	12
Temple*	33	6-13	2-7	3-4	2	7	9	3	3	0	0	0	17
Maine*	29	2-8	0-2	1-2	0	3	3	1	0	0	0	2	5
St. John's*	32	1-7	1-5	0-0	2	2	4	3	2	4	0	0	3
George Washington*	28	4-12	2-5	2-2	0	5	5	1	0	0	0	1	12
VCU*	22	1-5	0-1	1-2	0	1	1	1	1	1	0	1	3
St. Bonaventure*	33	3-10	1-4	1-2	1	1	2	2	1	0	0	0	8
George Mason*	33	8-14	3-6	0-1	0	3	3	1	2	2	0	2	19
Massachusetts*	31	1-4	0-1	0-1	0	1	1	3	0	0	1	0	2
Dayton*	31	3-11	1-5	3-4	1	3	4	2	1	0	0	1	10
Fordham*	29	2-3	1-2	0-0	0	0	0	0	3	0	0	1	5
St. Bonaventure*	30	4-7	0-0	1-2	0	2	2	0	2	0	0	0	9
Penn*	34	6-13	0-2	0-0	2	4	6	1	0	0	0	1	12
Saint Louis*	32	2-7	1-4	1-2	0	3	3	4	1	2	0	0	6
La Salle*	25	2-9	0-1	3-4	2	3	5	2	2	2	0	0	7
Davidson*	24	3-9	2-5	0-0	0	1	1	1	0	0	0	0	8
Massachusetts	27	7-12	3-3	1-3	0	2	2	1	1	0	0	0	18
Fordham	29	4-6	2-4	0-0	2	4	6	3	2	0	0	0	10
Duquesne	24	1-5	0-1	1-2	0	0	0	2	2	0	0	0	3
George Mason*	36	8-16	0-3	5-6	1	4	5	3	2	3	0	1	21
Richmond													
Rhode Island													
La Salle													

\* Denotes game started



## #23 MARKELL LODGE

Junior • Forward • 6-7 • 215

Washington, N.C.

Pace Academy

Communication Studies

Overall Stats: 0.7 ppg, 0.7 rpg, 0.3 bpg

Atlantic 10 Stats: 0.9 ppg, 0.8 rpg, 0.3 bpg

### 2017-18

- Has appeared in 15 games this season, including 11 of the last 13
- Had two blocks in nine minutes vs. George Mason
- Pulled down two rebs in season-high 11 minutes at Davidson
- Had two pts and two rebs in eight minutes vs. SLU
- Had two points and two rebounds in three minutes vs. Dayton
- Had two points and one rebound in four minutes at UMass
- Saw action at George Mason
- Scored two points and added a block in six minutes in win over St. Bonaventure
- Had two points, two steals, a block, and a rebound in eight minutes at George Washington
- Saw action vs. St. John's and Harvard

### Career

- Has played in 59 career games, with 31 starts
- Was the only Hawk to make all 31 starts in 2016-17
- Saw action in 13 games for the A-10 Champion team in 2015-16

### 2017-18 Game-by-Game

OPPONENT	MIN	FG-A	3PT-A	FT-A	OR	DR	TR	F	A	TO	BL	S	PT
Toledo													
Illinois-Chicago													
Princeton													
Washington State													
Harvard	0+	0-0	0-0	0-0	0	0	0	0	0	0	0	0	0
Sacramento State													
Bucknell													
Villanova													
Temple													
Maine													
St. John's	0+	0-0	0-0	0-0	0	0	0	0	0	0	0	0	0
George Washington	8	1-1	0-0	0-0	1	0	1	1	0	0	1	2	2
VCU	6	1-1	0-0	0-0	0	0	0	0	0	0	1	0	2
St. Bonaventure													
George Mason	0+	0-0	0-0	0-0	0	0	0	0	0	0	0	0	0
Massachusetts	4	1-1	0-0	0-0	0	1	1	1	0	1	0	0	2
Dayton	3	1-1	0-0	0-0	0	2	2	1	0	1	0	0	2
Fordham	1	0-0	0-0	0-0	0	0	0	0	0	0	0	0	0
St. Bonaventure	0+	0-0	0-0	1-2	0	0	0	0	0	0	0	0	1
Penn	2	0-0	0-0	0-0	1	0	1	0	0	0	0	0	0
Saint Louis	8	1-2	0-0	0-1	0	2	2	0	0	0	0	0	2
La Salle	5	0-0	0-0	0-0	0	1	1	0	0	0	0	0	0
Davidson	11	0-0	0-0	0-0	1	1	2	0	0	1	0	0	0
Massachusetts													
Fordham													
Duquesne	3	0-0	0-0	0-0	0	0	0	3	0	0	0	0	0
George Mason	9	0-0	0-0	0-0	0	0	0	0	0	0	2	1	0
Richmond													
Rhode Island													
La Salle													

\* Denotes game started



## #24 PIERFRANCESCO OLIVA

R-Sophomore • Forward • 6-8 • 210

Taranto, Italy

Bergen Catholic (N.J.)

Business

Overall Stats: 6.6 ppg, 7.2 rpg, 3.0 apg

Atlantic 10 Stats: 7.0 ppg, 6.4 rpg, 3.1 apg

### 2017-18

- Went for nine points and eight rebounds in win over Duquesne
- Had 10 points, six rebs, and five assists in road win over Fordham
- Went for 10 points, eight rebounds at La Salle
- Poured in career-high 22 points (9-of-16 FG) and matched career-high eight assists in win over Fordham
- Pulled down 15 rebounds in win over Dayton
- Missed game at UMass with the flu
- Went for nine pts, eight rebs, career-high eight assists in win over SBU
- Scored 15 pts (5-of-8 FG) and added seven rebounds in win over VCU
- Recorded career-high 18 rebs and added seven pts vs. St. John's
- Had 11 rebounds, including career-high five offensive rebs, at Temple
- Recorded 10 rebounds in win over Bucknell
- Had 16 points (6-of-9 FG) and eight rebounds against Harvard
- Had 10 rebounds and six assists vs. Washington State
- Went for 11 points, seven rebounds, and four assists in win at UIC

### Career/Personal

- Has played in 59 career games, with 53 starts
- Missed entire 2016-17 season with knee injury after surgery (June 2016) to repair a chronic knee condition
- Freshman starter in 30 games for the 2015-16 A-10 Champion Hawks
- Goes by "Checco"

### 2017-18 Game-by-Game

OPPONENT	MIN	FG-A	3PT-A	FT-A	OR	DR	TR	F	A	TO	BL	S	PT
Toledo*	32	3-8	1-2	0-1	2	4	6	4	1	1	1	0	7
Illinois-Chicago*	38	5-8	0-1	1-1	3	4	7	3	4	2	1	2	11
Princeton*	30	3-5	0-2	1-2	1	7	8	3	3	0	0	0	7
Washington State*	34	1-6	0-3	3-8	1	9	10	2	6	3	0	2	5
Harvard*	25	6-9	0-1	4-7	2	6	8	4	1	2	1	0	16
Sacramento State*	20	0-1	0-1	1-2	1	2	3	3	2	2	0	1	1
Bucknell*	32	1-4	1-2	2-2	3	7	10	2	5	1	1	1	5
Villanova*	21	1-1	0-0	0-1	0	2	2	1	0	2	0	1	2
Temple*	27	2-6	0-0	0-3	5	6	11	3	5	2	0	0	4
Maine*	31	2-5	1-3	1-3	2	6	8	1	2	1	1	1	6
St. John's*	33	3-5	0-1	1-1	2	16	18	2	4	2	0	0	7
George Washington*	24	0-1	0-1	2-2	0	1	1	4	2	2	1	2	2
VCU*	36	5-8	1-3	4-6	2	5	7	3	3	1	1	1	15
St. Bonaventure*	35	3-7	1-4	2-3	1	7	8	4	8	4	2	1	9
George Mason*	24	1-3	0-1	0-0	0	5	5	4	2	0	2	0	2
Massachusetts													
Dayton*	26	0-2	0-2	0-2	0	15	15	2	3	2	1	1	0
Fordham*	31	9-16	3-7	1-3	0	8	8	2	2	5	1	2	22
St. Bonaventure*	32	2-2	1-1	2-5	1	6	7	2	2	4	1	3	7
Penn*	32	1-6	1-4	0-0	0	7	7	4	3	3	1	2	3
Saint Louis*	20	0-2	0-0	0-0	0	1	1	2	3	0	1	0	0
La Salle*	23	3-5	2-3	2-6	1	7	8	4	2	5	0	1	10
Davidson*	11	0-1	0-1	2-4	1	2	3	1	3	1	0	1	2
Massachusetts	28	1-2	0-1	0-0	0	7	7	3	3	2	1	0	2
Fordham	30	4-8	0-1	2-2	0	6	6	3	5	2	0	1	10
Duquesne	24	3-4	2-2	1-4	1	7	8	2	2	4	1	0	9
George Mason	25	2-3	1-2	3-4	0	5	5	5	3	0	0	1	8
Richmond													
Rhode Island													
La Salle													

\* Denotes game started





## #10 GERALD BLOUNT

Sophomore • Forward • 6-6 • 225  
 Atlanta, Ga.  
 Pomfret School (Conn.)  
 Finance

Overall Stats: 1.3 ppg, 1.0 rpg, 0.0 apg  
 Atlantic 10 Stats: 1.3 ppg, 1.0 rpg, 0.0 apg

### 2017-18

- Saw action in win at Fordham
- Scored two points and added a rebound in season-high two minutes at Davidson
- Made season debut in win over Dayton, scoring two points and adding two rebounds in one minute of action

### Career

- Played in nine games as a freshman
- Also attended Saint Anthony and St. Benedict Prep in New Jersey

### 2017-18 Game-by-Game

OPPONENT	MIN	FG-A	3PT-A	FT-A	OR	DR	TR	F	A	TO	BL	S	PT
Toledo													
Illinois-Chicago													
Princeton													
Washington State													
Harvard													
Sacramento State													
Bucknell													
Villanova													
Temple													
Maine													
St. John's													
George Washington													
VCU													
St. Bonaventure													
George Mason													
Massachusetts													
Dayton	1	1-1	0-0	0-0	2	0	2	0	0	0	0	0	2
Fordham													
St. Bonaventure													
Penn													
Saint Louis													
La Salle													
Davidson	2	1-1	0-0	0-0	0	1	1	0	0	0	0	0	2
Massachusetts													
Fordham	1	0-0	0-0	0-0	0	0	0	0	0	0	0	0	0
Duquesne													
George Mason													
Richmond													
Rhode Island													
La Salle													

\* Denotes game started



## #2 CHARLIE BROWN, JR.

Sophomore • Forward • 6-7 • 192  
 Philadelphia, Pa.  
 St. Thomas More (Conn.)  
 Elementary Education

### 2017-18

- Has missed all 27 games due to fracture in left wrist suffered in mid-October
- Atlantic 10 Preseason All-Conference Third Team

### Career

- 2016-17 Atlantic 10 All-Rookie Team honoree
- Played in all 31 games as a freshman, with 30 starts
- 25 double-figure games as a rookie in 2016-17

### 2017-18 Game-by-Game

OPPONENT	MIN	FG-A	3PT-A	FT-A	OR	DR	TR	F	A	TO	BL	S	PT
Toledo													
Illinois-Chicago													
Princeton													
Washington State													
Harvard													
Sacramento State													
Bucknell													
Villanova													
Temple													
Maine													
St. John's													
George Washington													
VCU													
St. Bonaventure													
George Mason													
Massachusetts													
Dayton													
Fordham													
St. Bonaventure													
Penn													
Saint Louis													
La Salle													
Davidson													
Massachusetts													
Fordham													
Duquesne													
George Mason													
Richmond													
Rhode Island													
La Salle													

\* Denotes game started



## #5 NICK ROBINSON

Sophomore • Guard • 6-6 • 195  
Chicago, Ill.  
Kenwood Academy  
Business

Overall Stats: 6.5 ppg, 4.9 rpg, 2.4 apg  
Atlantic 10 Stats: 8.6 ppg, 5.5 rpg, 2.6 apg

### 2017-18

- Recorded first career double-double with career-high 16 points and career-high 11 rebounds in win over Duquesne
- Went for nine pts and eight rebs in third start of season, vs. UMass
- Missed La Salle game with bruised thigh
- Had seven pts and season-high six assists in season-high 36 minutes in second start of season, vs. SLU
- Matched a team-high 13 points (4-of-8 FG) at St. Bonaventure
- Had 13 points (5-of-9 FG) and five rebounds in win over Dayton
- Scored 13 points on career-best 11-for-14 FTs vs. VCU
- Matched season-high seven rebs in first start of season vs. St. John's
- Went for eight points (3-of-4 FG) and season-high seven rebounds in win over Maine
- Scored season-high nine points (4-of-7 FG) in win over Bucknell
- Pulled down six rebounds in win over Sacramento State
- Went for seven points and six rebounds in win over UIC

### Career

- Played in all 31 games as a freshman, with 19 starts

### 2017-18 Game-by-Game

OPPONENT	MIN	FG-A	3PT-A	FT-A	OR	DR	TR	F	A	TO	BL	S	PT
Toledo	22	1-6	0-1	1-1	1	1	2	4	4	1	0	1	4
Illinois-Chicago	31	3-5	1-1	0-0	0	6	6	2	1	2	1	1	7
Princeton	23	1-3	0-0	0-0	1	3	4	4	2	0	0	0	2
Washington State	25	3-6	0-2	0-0	0	2	2	2	3	0	0	1	6
Harvard	26	0-1	0-1	0-0	0	1	1	3	3	0	0	0	0
Sacramento State	30	1-5	0-1	1-1	1	5	6	2	2	1	0	2	3
Bucknell	16	4-7	1-2	0-2	0	5	5	4	2	0	1	0	9
Villanova	22	0-4	0-0	2-2	4	2	6	2	3	1	0	1	2
Temple	14	0-2	0-2	1-2	0	2	2	4	0	0	1	0	1
Maine	22	3-4	0-1	2-3	1	6	7	2	1	1	0	3	8
St. John's*	26	2-5	2-2	1-2	3	4	7	4	2	5	0	0	7
George Washington	28	4-6	0-0	1-1	0	3	3	4	1	3	0	1	9
VCU	29	1-6	0-1	2-2	3	1	4	1	1	2	0	1	13
St. Bonaventure	19	2-5	0-2	4-4	2	1	3	4	1	2	1	0	8
George Mason	25	1-5	0-2	1-2	3	2	5	2	2	0	0	0	3
Massachusetts	27	2-3	0-1	0-0	0	3	3	4	1	3	1	2	4
Dayton	27	5-9	1-2	2-3	2	3	5	2	1	1	0	2	13
Fordham	24	0-3	0-2	2-2	1	5	6	2	4	0	1	0	2
St. Bonaventure	22	4-8	0-3	5-6	0	4	4	3	5	1	2	0	13
Penn	21	0-3	0-0	0-1	0	3	3	4	2	2	0	0	0
Saint Louis*	36	1-6	1-2	4-4	0	4	4	4	6	3	0	1	7
La Salle	Did Not Play - Injured												
Davidson	25	4-6	0-1	0-0	0	6	6	0	4	2	0	1	8
Massachusetts*	35	3-6	0-2	3-3	3	5	8	0	4	1	0	1	9
Fordham*	16	1-1	0-0	1-2	0	5	5	3	2	0	0	1	3
Duquesne*	30	5-8	2-2	4-4	2	9	11	4	2	6	3	3	16
George Mason*	36	6-11	1-2	0-0	2	4	6	3	2	1	0	2	13
Richmond													
Rhode Island													
La Salle													

\* Denotes game started



## #22 LORENZO EDWARDS

R-Freshman • Forward • 6-7 • 220  
Lake Forest, Ill.  
Lake Forest  
Business

Overall Stats: 1.9 ppg, 2.3 rpg, 0.6 bpg  
Atlantic 10 Stats: 1.5 ppg, 1.0 rpg, 0.8 bpg

### 2017-18

- Scored three points in nine minutes at Davidson
- Scored six points in 16 minutes of action at La Salle
- Posted two blocks in two minutes at St. Bonaventure
- Saw action in win over Dayton
- Missed the George Mason and UMass games due to injury
- Played career-high 22 minutes against #4 Villanova
- Had three rebs and one block in just five minutes in win over Bucknell
- Recorded career-high 10 points (4-of-9 FG) and career-high nine rebounds in 21 minutes in win over Sacramento State
- Posted seven points and seven rebounds vs. Harvard
- Pulled down five rebounds in eight minutes vs. Washington State
- Saw action in win over Princeton
- On first collegiate shot, nailed three pointer in win over UIC


### Career

- Played in one game as a freshman, with four minutes vs. Columbia
- Missed the majority of the 2016-17 season after having shoulder surgery in December

### 2017-18 Game-by-Game

OPPONENT	MIN	FG-A	3PT-A	FT-A	OR	DR	TR	F	A	TO	BL	S	PT
Toledo	Did Not Play												
Illinois-Chicago	11	1-3	1-3	0-0	0	2	2	1	1	1	0	0	3
Princeton	3	0-0	0-0	0-0	1	0	1	0	0	0	0	0	0
Washington State	8	1-3	0-2	0-0	1	4	5	0	0	0	2	0	2
Harvard	18	1-3	1-3	4-4	3	4	7	2	0	1	0	1	7
Sacramento State	21	4-9	2-6	0-0	5	4	9	4	0	0	0	0	10
Bucknell	5	0-0	0-0	0-1	0	3	3	2	0	0	1	0	0
Villanova	22	0-5	0-5	0-0	1	1	2	2	0	0	0	2	0
Temple	11	0-3	0-2	0-0	0	1	1	0	0	1	2	0	0
Maine	1	0-0	0-0	0-0	0	1	1	0	0	0	0	0	0
St. John's	Did Not Play												
George Washington	Did Not Play												
VCU	Did Not Play												
St. Bonaventure	Did Not Play												
George Mason	Did Not Play - Injured												
Massachusetts	Did Not Play - Injured												
Dayton	1	0-2	0-1	0-0	0	0	0	0	0	0	0	0	0
Fordham	Did Not Play												
St. Bonaventure	2	0-1	0-1	0-0	0	0	0	0	0	0	2	0	0
Penn	2	0-2	0-1	0-0	0	0	0	1	0	0	0	0	0
Saint Louis	14	0-2	0-2	0-0	0	1	1	1	1	0	0	0	0
La Salle	16	2-2	2-2	0-0	1	0	1	2	0	0	1	0	6
Davidson	9	1-4	1-4	0-0	0	1	1	1	0	1	0	0	3
Massachusetts	Did Not Play												
Fordham	Did Not Play												
Duquesne	Did Not Play												
George Mason	12	0-2	0-2	0-2	1	2	3	0	1	0	2	0	0
Richmond													
Rhode Island													
La Salle													

\* Denotes game started



## #33 TAYLOR FUNK

Freshman • Forward • 6-9 • 225

Lancaster, Pa.

Manheim Central

Business

Overall Stats: 12.0 ppg, 4.6 rpg, 1.4 apg

Atlantic 10 Stats: 10.4 ppg, 4.6 rpg, 1.3 apg

### 2017-18

- Has scored in double figures in 16 of 27 games this season
- SJU's leading scorer 4x, vs. VCU, Princeton, SLU, and UMass (22 pts)
- Pulled down season-high 13 rebounds vs. George Mason
- Set an SJU freshman record with his 72nd 3FG of the season vs. Duquesne
- Scored 21 points (7-of-13 FG, 4-of-9 3FG) vs. Saint Louis
- Went for 18 points (6-of-11 FG, 4-of-8 3FG) in win over Dayton
- Posted a team-high 19 pts, plus key 3-pointer in OT, vs. VCU
- Matched season-high five 3FG in first collegiate start, vs. St. John's
- Matched season-high in 3FG (5-of-6) for 15 points at Temple
- Hit for 15 points (6-of-10 FG) in win over Sacramento State
- Scored 11 points and matched season-high nine rebs vs. Harvard
- Atlantic 10 Rookie of the Week (Nov. 20) for averaging 22.5 points in wins over UIC and Princeton
- Hit for game- and season-high 23 pts (5-of-6 3FG) in win over Princeton
- Poured in 22 points (4-of-8 3FG), added season-high nine rebounds in win over UIC
- Had 16 pts (4-of-8 3FG) in collegiate debut in season opener at Toledo

### High School/Personal

- 2017 Associated Press All-State Class 5A First Team selection
- Averaged 24.3 points as a senior to lead the Lancaster-Lebanon league in scoring for the second consecutive season
- School's all-time leading scorer with 1,977 points
- Hit 229 career three-pointers

## 2017-18 Game-by-Game

OPPONENT	MIN	FG-A	3PT-A	FT-A	OR	DR	TR	F	A	TO	BL	S	PT
Toledo	29	6-13	4-8	0-0	3	3	6	4	1	1	2	1	16
Illinois-Chicago	30	9-15	4-8	0-0	4	5	9	4	2	1	0	2	22
Princeton	24	7-8	5-6	4-4	0	1	1	1	1	1	0	1	23
Washington State	28	3-6	2-3	0-0	1	4	5	2	3	1	1	0	8
Harvard	28	3-12	3-10	2-2	2	7	9	4	3	0	0	0	11
Sacramento State	20	6-10	3-6	0-0	2	4	6	2	1	1	0	0	15
Bucknell	17	3-8	1-4	2-2	1	0	1	2	2	1	1	0	9
Villanova	28	5-9	3-7	0-0	0	3	3	1	2	2	1	0	13
Temple	26	5-6	5-6	0-0	0	5	5	0	0	4	0	0	15
Maine	26	4-12	1-7	1-1	1	2	3	0	1	0	1	1	10
St. John's*	33	5-17	5-15	0-0	1	1	2	2	1	2	0	0	15
George Washington	21	1-6	1-4	2-3	0	4	4	1	1	1	0	0	5
VCU*	33	5-10	4-7	5-5	1	2	3	3	2	0	0	0	19
St. Bonaventure*	22	3-6	2-5	0-2	1	5	6	4	3	3	0	0	8
George Mason*	30	5-13	4-10	1-2	0	4	4	1	1	0	0	1	15
Massachusetts*	30	2-8	2-8	0-0	0	6	6	4	2	1	0	1	6
Dayton*	31	6-11	4-8	2-2	2	4	6	1	2	1	0	0	18
Fordham*	30	2-9	1-6	0-0	1	2	3	1	2	0	1	2	5
St. Bonaventure*	29	3-8	3-8	1-2	1	2	3	5	0	1	1	2	10
Penn*	27	3-9	2-6	2-2	0	4	4	2	1	0	1	1	10
Saint Louis*	35	7-13	4-9	3-3	2	1	3	3	1	0	1	1	21
La Salle*	35	1-8	1-7	0-0	0	4	4	2	2	1	2	0	3
Davidson*	18	1-3	1-2	0-0	0	4	4	2	0	3	0	0	3
Massachusetts*	30	6-12	4-10	6-7	1	2	3	3	2	1	2	1	22
Fordham*	33	2-5	1-3	0-0	0	1	1	2	1	0	0	1	5
Duquesne*	33	2-10	2-8	3-5	2	4	6	2	0	1	0	2	9
George Mason*	29	2-12	0-8	3-3	2	11	13	4	0	2	0	1	7
Richmond													
Rhode Island													
La Salle													

\* Denotes game started



## #12 ANTHONY LONGPRÉ

Freshman • Forward • 6-10 • 240

L'Assomption, Quebec

Glenelg Country (Md.)

Business

Overall Stats: 3.8 ppg, 3.1 rpg, 1.1 apg

Atlantic 10 Stats: 3.6 ppg, 3.0 rpg, 1.2 apg

### 2017-18

- Scored six points off the bench at Davidson
- Had a season-high 11 points, season-high seven rebounds, and season-high seven assists in start at UMass
- Scored eight points off the bench in VCU win
- Recorded eight points and six rebounds at Temple
- Scored eight points (3-of-6 FG) vs. Washington State
- Netted 10 points (4-of-7 FG) in win over Princeton
- Dished out five assists in win at UIC
- Scored six points and pulled down six rebounds in collegiate debut in season opener at Toledo


### High School/Personal

- Played for Canada's U19 National Team that captured the gold medal at the FIBA U19 Basketball World Cup in Cairo
- Three-time Maryland Interscholastic Athletic Association All-Star
- Named the 2017 *Howard County Times* Co-Player of the Year...
- Averaged 15.9 points, 8.9 rebounds and 2.4 assists as a senior
- Moved to the United States from his native Canada in 2014

## 2017-18 Game-by-Game

OPPONENT	MIN	FG-A	3PT-A	FT-A	OR	DR	TR	F	A	TO	BL	S	PT
Toledo*	18	2-4	2-4	0-1	1	5	6	4	2	1	2	0	6
Illinois-Chicago*	23	1-6	0-1	0-0	1	3	4	2	5	1	2	0	2
Princeton*	25	4-7	1-2	1-1	0	6	6	0	2	0	1	0	10
Washington State*	23	3-6	2-4	0-1	0	3	3	1	1	0	0	0	8
Harvard*	12	2-3	2-2	0-0	0	1	1	3	0	2	0	0	6
Sacramento State*	14	0-3	0-2	0-0	0	0	0	1	0	0	0	0	0
Bucknell*	28	1-4	1-3	1-2	0	3	3	2	0	2	1	2	4
Villanova*	17	0-3	0-2	0-0	0	0	0	0	0	0	0	0	0
Temple*	19	3-8	2-5	0-0	0	6	6	2	1	1	0	0	8
Maine*	20	2-7	1-3	0-0	1	4	5	1	1	0	0	1	5
St. John's	13	0-3	0-2	0-0	1	2	3	1	0	2	0	1	0
George Washington*	19	0-3	0-2	0-0	1	1	2	0	1	0	0	1	0
VCU	15	3-5	0-1	2-2	3	1	4	1	1	2	0	1	8
St. Bonaventure	17	2-5	1-4	0-0	0	2	2	2	0	0	0	0	5
George Mason	14	0-1	0-1	0-0	0	2	2	0	1	0	0	0	0
Massachusetts*	31	3-9	2-4	3-4	3	4	7	3	7	3	0	1	11
Dayton	19	0-1	0-1	0-0	1	0	1	0	1	0	0	1	0
Fordham	9	1-7	0-3	0-0	1	1	2	0	2	0	0	0	2
St. Bonaventure	16	1-3	1-1	2-2	0	1	1	4	1	0	0	1	5
Penn	11	0-4	0-2	0-0	0	1	1	2	0	0	0	0	0
Saint Louis	10	0-2	0-0	1-2	3	1	4	1	1	0	0	0	1
La Salle	16	1-2	0-0	0-1	2	3	5	4	1	1	0	0	2
Davidson	23	2-4	2-3	0-0	0	3	3	1	0	0	0	0	6
Massachusetts*	13	1-4	1-3	0-0	1	3	4	1	1	0	1	0	3
Fordham*	9	2-7	0-1	0-0	1	2	3	2	0	3	0	0	4
Duquesne*	16	2-4	0-0	1-1	0	4	4	0	1	1	0	1	5
George Mason*	16	1-3	0-1	0-0	0	1	1	1	0	0	0	0	2
Richmond													
Rhode Island													
La Salle													

\* Denotes game started



## #3 MICHAEL BOOTH

Senior • Guard • 6-3 • 205  
 Thornton, Pa.  
 Bishop Shanahan  
 Pharmaceutical Marketing

Overall Stats: 0.5 ppg, 0.2 rpg, 0.3 apg  
 Atlantic 10 Stats: 1.0 ppg, 0.0 rpg, 0.7 apg

### 2017-18

- Had three points (1-for-1 3FG) and first two collegiate assists in two minutes of play at Davidson
- Has appeared in six games, vs. Bucknell, #4 Villanova, Maine, Fordham (home), Davidson, and Fordham (away)

### Career

- Has played in 23 career games
- Selected to the 2016-17 NABC Honors Court
- Co-recipient of the 2015-16 Daniel J. Cummins, Jr. Award for spirit
- Joined the Hawks' squad as a walk-on in 2014-15



## #21 KYLE THOMPSON

Senior • Guard • 6-2 • 200  
 Mt. Laurel, N.J.  
 St. Joseph's Prep  
 Interdisciplinary Health Services

Overall Stats: 0.3 ppg, 0.0 rpg, 0.0 apg  
 Atlantic 10 Stats: 0.5 ppg, 0.0 rpg, 0.0 apg

### 2017-18

- Scored two pts (2-of-2 FT) and had a steal in home win over Fordham
- Has appeared in seven games, vs. Bucknell, #4 Villanova, Maine, Dayton, Fordham (home), Davidson, and Fordham (away)

### Career

- Has played in 24 career games
- Received the 2016-17 George Senesky Memorial Award for academics
- Co-recipient of the 2015-16 Daniel J. Cummins, Jr. Award for spirit
- Joined the Hawks' squad as a walk-on in 2014-15



## #13 CHRISTIAN VEGA

Senior • Guard • 6-0 • 188  
 Guaynabo, Puerto Rico  
 Colegio San Jose'  
 Food Marketing

Overall Stats: 0.0 ppg, 0.0 rpg, 0.3 apg  
 Atlantic 10 Stats: 0.0 ppg, 0.0 rpg, 0.3 apg

### 2017-18

- Saw action at Fordham
- Saw action at Davidson
- Made season debut in home win over Fordham

### Career

- Has played in eight career games
- Joined the Hawks' squad as a walk-on in 2015-16



## #0 LAMARR KIMBLE


Junior • Guard • 6-0 • 185  
 Philadelphia, Pa.  
 Neumann-Goretti  
 Communication Studies

### 2017-18

- Sideline for the remainder of the season after re-injuring fifth metatarsal (left foot) in season opener and will undergo surgery
- Team captain for the second consecutive season

### Career/Personal

- 61 career games, 32 double-figure games, 5 games with 20+ pts
- Goes by "Fresh"



## #20 MIKE MUGGIO

Junior • Guard • 6-3 • 210  
 River Vale, N.J.  
 Bergen Catholic  
 Sports Marketing

### 2017-18


- Sideline indefinitely with hip injury

### Career

- Joined the Hawks' squad as a practice player in 2016-17

### High School/Personal

- Was a high school teammate of Pierfrancesco Oliva



## #11 TOLIVER FREEMAN

Sophomore • Guard • 6-3 • 212  
 Baton Rouge, La.  
 Catholic  
 Biology

Overall Stats: 0.0 ppg, 0.5 rpg, 0.0 apg  
 Atlantic 10 Stats: 0.0 ppg, 0.7 rpg, 0.0 apg

### 2017-18

- Had a rebound in road win over Fordham
- Saw action at Davidson
- Grabbed first collegiate rebound in home win over Fordham
- Saw action in win over Maine

### Career

- Has played in five career games
- Joined the Hawks' squad as a walk-on in 2016-17





**Saint Joseph's Basketball**  
**Saint Joseph's Combined Team Statistics (as of Feb 21, 2018)**  
**All games**



Overall record: 12-15 Conf: 7-8 Home: 9-3 Away: 2-9 Neutral: 1-3

#	Player	gp-gs	min	avg	Total		3-Point		F-Throw		Rebounds				pf	dq	a	to	blk	stl	pts	avg
					fg-fga	fg%	3fg-fga	3fg%	ft-fa	ft%	off	def	tot	avg								
01	NEWKIRK, Shavar	27-26	916	33.9	148-382	.387	45-144	.313	138-179	.771	21	101	122	4.5	43	1	101	45	6	41	479	17.7
25	DEMERY, James	25-25	872	34.9	165-354	.466	19-70	.271	81-130	.623	46	91	137	5.5	45	0	25	39	9	30	430	17.2
33	FUNK, Taylor	27-16	755	28.0	107-259	.413	72-189	.381	37-45	.822	28	95	123	4.6	62	1	37	29	14	18	323	12.0
00	KIMBLE, Lamarr	1-1	30	30.0	4-11	.364	2-4	.500	0-1	.000	0	1	1	1.0	2	0	2	0	0	0	10	10.0
15	CLOVER, Chris	27-23	750	27.8	90-228	.395	26-84	.310	28-51	.549	19	66	85	3.1	51	0	31	23	3	17	234	8.7
24	OLIVA, Pierfrancesco	26-22	724	27.8	61-128	.477	15-49	.306	35-72	.486	29	158	187	7.2	73	1	79	53	18	24	172	6.6
05	ROBINSON, Nick	26-6	647	24.9	57-134	.425	9-35	.257	46-59	.780	27	101	128	4.9	73	0	62	38	11	25	169	6.5
12	LONGPRE', Anthony	27-16	466	17.3	37-118	.314	18-57	.316	11-17	.647	20	63	83	3.1	39	0	30	19	7	10	103	3.8
22	EDWARDS, Lorenzo	16-0	156	9.8	10-41	.244	7-34	.206	4-7	.571	13	24	37	2.3	16	0	3	4	10	3	31	1.9
32	WILLIAMS, Jai	12-0	47	3.9	7-12	.583	0-0	.000	3-5	.600	2	3	5	0.4	9	0	0	1	2	0	17	1.4
10	BLOUNT, Gerald	3-0	4	1.3	2-2	1.000	0-0	.000	0-0	.000	2	1	3	1.0	0	0	0	0	0	0	4	1.3
23	LODGE, Markell	15-0	60	4.0	5-6	.833	0-0	.000	1-3	.333	3	7	10	0.7	6	0	0	3	4	3	11	0.7
03	BOOTH, Michael	6-0	7	1.2	1-2	.500	1-2	.500	0-0	.000	0	1	1	0.2	0	0	2	0	0	1	3	0.5
21	THOMPSON, Kyle	7-0	9	1.3	0-1	.000	0-0	.000	2-2	1.000	0	0	0	0.0	0	0	0	2	0	1	2	0.3
13	VEGA, Christian	3-0	3	1.0	0-1	.000	0-0	.000	0-0	.000	0	0	0	0.0	0	0	1	0	0	0	0	0.0
11	FREEMAN, Toliver	4-0	4	1.0	0-2	.000	0-2	.000	0-0	.000	0	2	2	0.5	0	0	0	1	0	0	0	0.0
Team											40	50	90				7					
Total.....		27	5450		694-1681	.413	214-670	.319	386-571	.676	250	764	1014	37.6	419	3	373	264	84	173	1988	73.6
Opponents.....		27	5450		715-1665	.429	269-764	.352	285-402	.709	234	825	1059	39.2	500	-	415	332	105	126	1984	73.5

TEAM STATISTICS	SJU	OPP	Date	Opponent	Score	Att.
SCORING	1988	1984	11/11/17	at Toledo	L 87-98	3609
Points per game	73.6	73.5	11/13/17	at UIC	Wot 86-82	3175
Scoring margin	+0.1	-	11/18/17	PRINCETON	w 71-58	4121
FIELD GOALS-ATT	694-1681	715-1665	# 11/23/17	vs Washington State	L 71-75	2131
Field goal pct	.413	.429	# 11/24/17	vs Harvard	L 71-77	2513
3 POINT FG-ATT	214-670	269-764	# 11/26/17	vs Sacramento State	w 74-69	1733
3-point FG pct	.319	.352	11/29/17	BUCKNELL	w 83-70	3783
3-pt FG made per game	7.9	10.0	12/02/17	VILLANOVA	L 53-94	4200
FREE THROWS-ATT	386-571	285-402	12/09/17	at Temple	L 78-81	7288
Free throw pct	.676	.709	12/17/17	MAINE	w 72-59	3551
F-Throws made per game	14.3	10.6	& 12/20/17	vs St. John's	L 73-77	5518
REBOUNDS	1014	1059	* 12/30/17	at George Washington	L 64-70	2225
Rebounds per game	37.6	39.2	* 01/03/18	VCU	Wot 87-81	3518
Rebounding margin	-1.7	-	* 01/06/18	ST. BONAVENTURE	w 85-78	4061
ASSISTS	373	415	* 01/10/18	at George Mason	L 79-81	2783
Assists per game	13.8	15.4	* 01/14/18	at Massachusetts	L 69-72	2476
TURNOVERS	264	332	* 01/17/18	DAYTON	w 81-65	3251
Turnovers per game	9.8	12.3	* 01/20/18	FORDHAM	w 68-46	3634
Turnover margin	+2.5	-	* 01/24/18	at St. Bonaventure	L 67-70	3548
Assist/turnover ratio	1.4	1.3	01/27/18	at Penn	L 56-67	7682
STEALS	173	126	* 01/31/18	SAINT LOUIS	L 59-60	3143
Steals per game	6.4	4.7	* 02/03/18	at La Salle	L 78-81	3045
BLOCKS	84	105	* 02/06/18	at Davidson	L 62-91	3134
Blocks per game	3.1	3.9	* 02/10/18	MASSACHUSETTS	w 85-73	3751
ATTENDANCE	43746	51892	* 02/14/18	at Fordham	w 71-55	1032
Home games-Avg/Game	12-3646	11-3636	* 02/17/18	DUQUESNE	w 82-75	3651
Neutral site-Avg/Game	-	4-2974	* 02/21/18	GEORGE MASON	L 76-79	3082

Score by Periods	1st	2nd	OT	Totals
Saint Joseph's	936	1029	23	1988
Opponents	936	1035	13	1984

\* - Atlantic 10 Conference Game  
 # - Wooden Legacy, Fullerton, Calif.  
 & - Hall of Fame Holiday Showcase, Uncasville, Conn.



**Saint Joseph's Basketball**  
**Saint Joseph's Season Box Score (as of Feb 21, 2018)**  
**Atlantic 10 games only**



<b>RECORD:</b>	<b>OVERALL</b>	<b>HOME</b>	<b>AWAY</b>	<b>NEUTRAL</b>
ALL GAMES	7-8	6-2	1-6	0-0
CONFERENCE	7-8	6-2	1-6	0-0
NON-CONFERENCE	0-0	0-0	0-0	0-0

##	Player	gp-gs	min	avg	Total		3-Point		F-Throw		Rebounds					pf	dq	a	to	blk	stl	pts	avg
					fg-fga	fg%	3fg-fga	3fg%	ft-fa	ft%	off	def	tot	avg									
25	DEMERY, James	13-13	455	35.0	89-184	.484	12-36	.333	45-67	.672	24	45	69	5.3	24	0	13	20	4	12	235	18.1	
01	NEWKIRK, Shavar	15-15	553	36.9	83-210	.395	24-75	.320	75-100	.750	14	70	84	5.6	18	0	62	27	5	23	265	17.7	
33	FUNK, Taylor	15-14	439	29.3	48-134	.358	34-103	.330	26-34	.765	13	56	69	4.6	38	1	19	15	7	12	156	10.4	
15	CLOVER, Chris	15-12	434	28.9	53-130	.408	16-45	.356	19-31	.613	7	33	40	2.7	26	0	20	10	1	7	141	9.4	
05	ROBINSON, Nick	14-5	369	26.4	39-83	.470	5-22	.227	38-45	.844	16	61	77	5.5	36	0	37	25	8	16	121	8.6	
24	OLIVA, Pierfrancesco	14-10	369	26.4	33-64	.516	11-29	.379	21-41	.512	7	82	89	6.4	41	1	43	32	12	14	98	7.0	
12	LONGPRE', Anthony	15-6	243	16.2	19-60	.317	7-25	.280	9-12	.750	16	29	45	3.0	20	0	18	10	1	6	54	3.6	
32	WILLIAMS, Jai	7-0	31	4.4	7-10	.700	0-0	.000	0-1	.000	1	2	3	0.4	7	0	0	1	0	0	14	2.0	
22	EDWARDS, Lorenzo	6-0	54	9.0	3-13	.231	3-12	.250	0-2	.000	2	4	6	1.0	4	0	2	1	5	0	9	1.5	
10	BLOUNT, Gerald	3-0	4	1.3	2-2	1.000	0-0	.000	0-0	.000	2	1	3	1.0	0	0	0	0	0	0	4	1.3	
03	BOOTH, Michael	3-0	4	1.3	1-1	1.000	1-1	1.000	0-0	.000	0	0	0	0.0	0	0	2	0	0	1	3	1.0	
23	LODGE, Markell	12-0	58	4.8	5-6	.833	0-0	.000	1-3	.333	2	7	9	0.8	6	0	0	3	4	3	11	0.9	
21	THOMPSON, Kyle	4-0	6	1.5	0-1	.000	0-0	.000	2-2	1.000	0	0	0	0.0	0	0	0	2	0	1	2	0.5	
11	FREEMAN, Toliver	3-0	3	1.0	0-2	.000	0-2	.000	0-0	.000	0	2	2	0.7	0	0	0	1	0	0	0	0.0	
13	VEGA, Christian	3-0	3	1.0	0-1	.000	0-0	.000	0-0	.000	0	0	0	0.0	0	0	1	0	0	0	0	0.0	
Team											20	31	51				5						
Total.....		15	3025		382-901	.424	113-350	.323	236-338	.698	124	423	547	36.5	220	2	217	152	47	95	1113	74.2	
Opponents.....		15	3025		397-927	.428	148-423	.350	135-187	.722	123	441	564	37.6	279	-	229	189	58	79	1077	71.8	

Score by Periods	1st	2nd	OT	Totals
Saint Joseph's	531	571	11	1113
Opponents	514	558	5	1077



**Saint Joseph's Basketball**  
**Saint Joseph's Points-Rebounds-Assists (as of Feb 21, 2018)**  
**All games**



Opponent	Date	Score	00		01		03		05		10		11		12	
			KIMBLE,LAM	NEWKIRK,SH	BOOTH,MICH	ROBINSON,N	BLOUNT,GER	FREEMAN,TO	LONGPRE,A							
at Toledo	11/11/17	87-98	L	10-1-2	21-2-1	DNP	3-2-4	DNP	DNP	DNP	DNP	DNP	DNP	DNP	DNP	6-6-2
at UIC	11/13/17	86-82	w	DNP	16-0-5	DNP	7-6-1	DNP	DNP	DNP	DNP	DNP	DNP	DNP	DNP	2-4-5
PRINCETON	11/18/17	71-58	w	DNP	11-4-1	DNP	2-4-2	DNP	DNP	DNP	DNP	DNP	DNP	DNP	DNP	10-6-2
vs Washington State	11/23/17	71-75	L	DNP	24-3-3	DNP	6-2-3	DNP	DNP	DNP	DNP	DNP	DNP	DNP	DNP	8-3-1
vs Harvard	11/24/17	71-77	L	DNP	9-2-3	DNP	0-1-3	DNP	DNP	DNP	DNP	DNP	DNP	DNP	DNP	6-1-0
vs Sacramento State	11/26/17	74-69	w	DNP	22-4-4	DNP	3-6-2	DNP	DNP	DNP	DNP	DNP	DNP	DNP	DNP	0-0-0
BUCKNELL	11/29/17	83-70	w	DNP	19-10-6	0-0-0	9-5-2	DNP	DNP	DNP	DNP	DNP	DNP	DNP	DNP	4-3-0
VILLANOVA	12/02/17	53-94	L	DNP	10-2-2	0-0-0	2-6-3	DNP	DNP	DNP	DNP	DNP	DNP	DNP	DNP	0-0-0
at Temple	12/09/17	78-81	L	DNP	18-4-6	DNP	1-2-0	DNP	DNP	DNP	DNP	DNP	DNP	DNP	DNP	8-6-1
MAINE	12/17/17	72-59	w	DNP	19-2-4	0-1-0	8-7-1	DNP	DNP	DNP	DNP	DNP	DNP	DNP	DNP	5-5-1
vs St. John's	12/20/17	73-77	L	DNP	26-2-2	DNP	7-7-2	DNP	DNP	DNP	DNP	DNP	DNP	DNP	DNP	0-3-0
at George Washington	12/30/17	64-70	L	DNP	10-5-1	DNP	9-3-1	DNP	DNP	DNP	DNP	DNP	DNP	DNP	DNP	0-2-1
VCU	01/03/18	87-81	w	DNP	12-4-5	DNP	13-8-2	DNP	DNP	DNP	DNP	DNP	DNP	DNP	DNP	8-4-1
ST. BONAVENTURE	01/06/18	85-78	w	DNP	23-10-5	DNP	8-3-1	DNP	DNP	DNP	DNP	DNP	DNP	DNP	DNP	5-2-0
at George Mason	01/10/18	79-81	L	DNP	24-7-5	DNP	3-5-2	DNP	DNP	DNP	DNP	DNP	DNP	DNP	DNP	0-2-1
at Massachusetts	01/14/18	69-72	L	DNP	22-3-2	DNP	4-3-1	DNP	DNP	DNP	DNP	DNP	DNP	DNP	DNP	11-7-7
DAYTON	01/17/18	81-65	w	DNP	17-2-2	DNP	13-5-1	2-2-0	DNP	DNP	DNP	DNP	DNP	DNP	DNP	0-1-1
FORDHAM	01/20/18	68-46	w	DNP	5-8-4	0-0-0	2-6-4	DNP	DNP	DNP	DNP	DNP	DNP	DNP	DNP	2-2-2
at St. Bonaventure	01/24/18	67-70	L	DNP	9-7-2	DNP	13-4-5	DNP	DNP	DNP	DNP	DNP	DNP	DNP	DNP	5-1-1
at Penn	01/27/18	56-67	L	DNP	19-3-2	DNP	0-3-2	DNP	DNP	DNP	DNP	DNP	DNP	DNP	DNP	0-1-0
SAINT LOUIS	01/31/18	59-60	L	DNP	16-6-2	DNP	7-4-6	DNP	DNP	DNP	DNP	DNP	DNP	DNP	DNP	1-4-1
at La Salle	02/03/18	78-81	L	DNP	30-7-4	DNP	DNP	DNP	DNP	DNP	DNP	DNP	DNP	DNP	DNP	2-5-1
at Davidson	02/06/18	62-91	L	DNP	16-2-3	3-0-2	8-6-4	2-1-0	0-0-0	0-0-0	0-0-0	0-0-0	0-0-0	0-0-0	0-0-0	6-3-0
MASSACHUSETTS	02/10/18	85-73	w	DNP	13-9-7	DNP	9-8-4	DNP	DNP	DNP	DNP	DNP	DNP	DNP	DNP	3-4-1
at Fordham	02/14/18	71-55	w	DNP	19-6-7	0-0-0	3-5-2	0-0-0	0-0-0	0-0-0	0-0-0	0-0-0	0-0-0	0-0-0	0-0-0	4-3-0
DUQUESNE	02/17/18	82-75	w	DNP	26-5-10	DNP	16-11-2	DNP	DNP	DNP	DNP	DNP	DNP	DNP	DNP	5-4-1
GEORGE MASON	02/21/18	76-79	L	DNP	23-3-3	DNP	13-6-2	DNP	DNP	DNP	DNP	DNP	DNP	DNP	DNP	2-1-0

Opponent	Date	Score	13		15		21		22		23		24		25	
			VEGA,CHRIS	CLOVER,CHR	THOMPSON,K	EDWARDS,LO	LODGE,MARK	OLIVA,PIER	DEMERY,JAM							
at Toledo	11/11/17	87-98	L	DNP	8-5-1	DNP	DNP	DNP	DNP	DNP	DNP	DNP	7-6-1	16-3-1		
at UIC	11/13/17	86-82	w	DNP	0-5-2	DNP	3-2-1	DNP	DNP	DNP	DNP	DNP	11-7-4	25-5-2		
PRINCETON	11/18/17	71-58	w	DNP	5-2-1	DNP	0-1-0	DNP	DNP	DNP	DNP	DNP	7-8-3	13-3-1		
vs Washington State	11/23/17	71-75	L	DNP	5-0-0	DNP	2-5-0	DNP	DNP	DNP	DNP	DNP	5-10-6	13-5-0		
vs Harvard	11/24/17	71-77	L	DNP	2-0-1	DNP	7-7-0	0-0-0	DNP	DNP	DNP	DNP	16-8-1	18-10-2		
vs Sacramento State	11/26/17	74-69	w	DNP	7-2-0	DNP	10-9-0	DNP	DNP	DNP	DNP	DNP	1-3-2	15-2-0		
BUCKNELL	11/29/17	83-70	w	DNP	17-5-0	0-0-0	0-3-0	DNP	DNP	DNP	DNP	DNP	5-10-5	20-8-0		
VILLANOVA	12/02/17	53-94	L	DNP	12-4-1	0-0-0	0-2-0	DNP	DNP	DNP	DNP	DNP	2-2-0	14-5-0		
at Temple	12/09/17	78-81	L	DNP	17-9-3	DNP	0-1-0	DNP	DNP	DNP	DNP	DNP	4-11-5	15-4-4		
MAINE	12/17/17	72-59	w	DNP	5-3-0	0-0-0	0-1-0	DNP	DNP	DNP	DNP	DNP	6-8-2	19-10-0		
vs St. John's	12/20/17	73-77	L	DNP	3-4-2	DNP	DNP	DNP	DNP	DNP	DNP	DNP	7-18-4	15-7-2		
at George Washington	12/30/17	64-70	L	DNP	12-5-0	DNP	DNP	DNP	DNP	DNP	DNP	DNP	2-1-2	24-8-1		
VCU	01/03/18	87-81	w	DNP	3-1-1	DNP	DNP	DNP	DNP	DNP	DNP	DNP	15-7-3	13-8-1		
ST. BONAVENTURE	01/06/18	85-78	w	DNP	8-2-1	DNP	DNP	DNP	DNP	DNP	DNP	DNP	9-8-8	24-1-0		
at George Mason	01/10/18	79-81	L	DNP	19-3-2	DNP	DNP	DNP	DNP	DNP	DNP	DNP	2-5-2	16-2-1		
at Massachusetts	01/14/18	69-72	L	DNP	2-1-0	DNP	DNP	DNP	DNP	DNP	DNP	DNP	DNP	22-7-1		
DAYTON	01/17/18	81-65	w	DNP	10-4-1	0-0-0	0-0-0	2-2-0	0-0-0	0-0-0	0-0-0	0-15-3	19-4-2			
FORDHAM	01/20/18	68-46	w	0-0-0	5-0-3	2-0-0	DNP	0-0-0	DNP	DNP	DNP	22-8-2	25-7-4			
at St. Bonaventure	01/24/18	67-70	L	DNP	9-2-2	DNP	0-0-0	DNP	DNP	DNP	DNP	DNP	7-7-2	13-5-0		
at Penn	01/27/18	56-67	L	DNP	12-6-0	DNP	0-0-0	DNP	DNP	DNP	DNP	DNP	3-7-3	12-6-0		
SAINT LOUIS	01/31/18	59-60	L	DNP	6-3-1	DNP	0-1-1	2-2-0	0-1-1	0-1-1	0-1-1	0-1-3	DNP	DNP		
at La Salle	02/03/18	78-81	L	DNP	7-5-2	DNP	6-1-0	0-1-0	DNP	DNP	DNP	DNP	10-8-2	20-11-1		
at Davidson	02/06/18	62-91	L	0-0-1	8-1-0	0-0-0	3-1-0	0-2-0	0-2-0	0-2-0	0-2-0	2-3-3	9-3-1	DNP		
MASSACHUSETTS	02/10/18	85-73	w	DNP	18-2-1	DNP	DNP	DNP	DNP	DNP	DNP	DNP	2-7-3	18-4-0		
at Fordham	02/14/18	71-55	w	0-0-0	10-6-2	0-0-0	DNP	DNP	DNP	DNP	DNP	DNP	10-6-5	20-6-1		
DUQUESNE	02/17/18	82-75	w	DNP	3-0-2	DNP	DNP	DNP	DNP	DNP	DNP	DNP	9-8-2	12-3-0		
GEORGE MASON	02/21/18	76-79	L	DNP	21-5-2	DNP	0-3-1	0-0-0	0-0-0	0-0-0	0-0-0	8-5-3	DNP	DNP		



Saint Joseph's Basketball  
Saint Joseph's Points-Rebounds-Assists (as of Feb 21, 2018)  
All games



Opponent	Date	Score		32	33
				WILLIAMS,J	FUNK,TAYLO
at Toledo	11/11/17	87-98	L	DNP	16-6-1
at UIC	11/13/17	86-82	w	0-0-0	22-9-2
PRINCETON	11/18/17	71-58	w	DNP	23-1-1
vs Washington State	11/23/17	71-75	L	DNP	8-5-3
vs Harvard	11/24/17	71-77	L	2-1-0	11-9-3
vs Sacramento State	11/26/17	74-69	w	1-0-0	15-6-1
BUCKNELL	11/29/17	83-70	w	0-0-0	9-1-2
VILLANOVA	12/02/17	53-94	L	DNP	13-3-2
at Temple	12/09/17	78-81	L	DNP	15-5-0
MAINE	12/17/17	72-59	w	DNP	10-3-1
vs St. John's	12/20/17	73-77	L	0-1-0	15-2-1
at George Washington	12/30/17	64-70	L	0-2-0	5-4-1
VCU	01/03/18	87-81	w	2-0-0	19-3-2
ST. BONAVENTURE	01/06/18	85-78	w	DNP	8-6-3
at George Mason	01/10/18	79-81	L	DNP	15-4-1
at Massachusetts	01/14/18	69-72	L	DNP	6-6-2
DAYTON	01/17/18	81-65	w	0-0-0	18-6-2
FORDHAM	01/20/18	68-46	w	DNP	5-3-2
at St. Bonaventure	01/24/18	67-70	L	DNP	10-3-0
at Penn	01/27/18	56-67	L	DNP	10-4-1
SAINT LOUIS	01/31/18	59-60	L	6-1-0	21-3-1
at La Salle	02/03/18	78-81	L	DNP	3-4-2
at Davidson	02/06/18	62-91	L	2-0-0	3-4-0
MASSACHUSETTS	02/10/18	85-73	w	DNP	22-3-2
at Fordham	02/14/18	71-55	w	DNP	5-1-1
DUQUESNE	02/17/18	82-75	w	2-0-0	9-6-0
GEORGE MASON	02/21/18	76-79	L	2-0-0	7-13-0





**Saint Joseph's Basketball**  
**Saint Joseph's Team Game-by-Game (as of Feb 21, 2018)**  
**All games**



TEAM STATISTICS

Opponent	Date	Score		Total		3-Pointers		Free throws		Rebounds				pf	a	t/o	blk	stl	pts	avg
				fg-fga	pct	3fg-fga	pct	ft-fta	pct	off	def	tot	avg							
at Toledo	11/11/17	87-98	L	32-70	.457	12-26	.462	11-20	.550	10	21	31	31.0	23	13	6	5	6	87	87.0
at UIC	11/13/17	86-82	Wot	34-75	.453	7-22	.318	11-17	.647	14	31	45	38.0	19	22	15	7	10	86	86.5
PRINCETON	11/18/17	71-58	W	25-53	.472	10-27	.370	11-17	.647	5	25	30	35.3	13	11	4	2	4	71	81.3
vs Washington State	11/23/17	71-75	L	26-66	.394	10-34	.294	9-15	.600	10	29	39	36.2	13	16	7	3	6	71	78.8
vs Harvard	11/24/17	71-77	L	22-61	.361	7-26	.269	20-31	.645	14	28	42	37.4	24	13	10	2	6	71	77.2
vs Sacramento State	11/26/17	74-69	W	21-54	.389	7-26	.269	25-33	.758	11	22	33	36.7	18	9	13	0	13	74	76.7
BUCKNELL	11/29/17	83-70	W	28-68	.412	10-25	.400	17-24	.708	9	40	49	38.4	16	15	6	6	4	83	77.6
VILLANOVA	12/02/17	53-94	L	21-64	.328	5-24	.208	6-8	.750	10	18	28	37.1	12	8	10	3	5	53	74.5
at Temple	12/09/17	78-81	L	27-60	.450	12-27	.444	12-22	.545	10	33	43	37.8	13	19	13	4	2	78	74.9
MAINE	12/17/17	72-59	W	26-70	.371	6-25	.240	14-23	.609	11	32	43	38.3	8	9	3	3	11	72	74.6
vs St. John's	12/20/17	73-77	L	29-70	.414	9-33	.273	6-10	.600	14	34	48	39.2	22	13	19	0	2	73	74.5
at George Washington	12/30/17	64-70	L	21-57	.368	4-17	.235	18-24	.750	10	23	33	38.7	16	7	10	2	10	64	73.6
VCU	01/03/18	87-81	Wot	26-69	.377	6-21	.286	29-38	.763	10	29	39	38.7	12	15	9	3	8	87	74.6
ST. BONAVENTURE	01/06/18	85-78	W	26-57	.456	9-29	.310	24-32	.750	7	28	35	38.4	21	18	13	3	7	85	75.4
at George Mason	01/10/18	79-81	L	29-67	.433	10-30	.333	11-17	.647	6	25	31	37.9	10	14	3	4	5	79	75.6
at Massachusetts	01/14/18	69-72	L	27-62	.435	4-20	.200	11-14	.786	8	26	34	37.7	17	13	10	4	6	69	75.2
DAYTON	01/17/18	81-65	W	29-59	.492	10-26	.385	13-19	.684	9	34	43	38.0	12	12	9	1	6	81	75.5
FORDHAM	01/20/18	68-46	W	26-71	.366	7-27	.259	9-12	.750	10	31	41	38.2	9	21	7	3	9	68	75.1
at St. Bonaventure	01/24/18	67-70	L	23-58	.397	5-18	.278	16-28	.571	9	24	33	37.9	18	12	11	6	11	67	74.7
at Penn	01/27/18	56-67	L	21-69	.304	6-25	.240	8-13	.615	8	28	36	37.8	18	8	6	2	9	56	73.8
SAINT LOUIS	01/31/18	59-60	L	20-50	.400	7-22	.318	12-18	.667	5	22	27	37.3	18	15	11	3	3	59	73.0
at La Salle	02/03/18	78-81	L	24-58	.414	12-25	.480	18-31	.581	11	36	47	37.7	18	12	13	4	2	78	73.3
at Davidson	02/06/18	62-91	L	22-52	.423	10-26	.385	8-14	.571	5	23	28	37.3	9	14	14	1	5	62	72.8
MASSACHUSETTS	02/10/18	85-73	W	30-65	.462	10-27	.370	15-20	.750	10	30	40	37.4	12	18	8	4	4	85	73.3
at Fordham	02/14/18	71-55	W	27-56	.482	6-19	.316	11-16	.688	8	28	36	37.4	15	18	9	1	5	71	73.2
DUQUESNE	02/17/18	82-75	W	26-59	.441	9-21	.429	21-29	.724	8	34	42	37.5	17	17	14	4	7	82	73.5
GEORGE MASON	02/21/18	76-79	L	26-61	.426	4-22	.182	20-26	.769	8	30	38	37.6	16	11	11	4	7	76	73.6
Saint Joseph's		1988		694-1681	.413	214-670	.319	386-571	.676	250	764	1014	37.6	419	373	264	84	173	1988	73.6
Opponents		1984		715-1665	.429	269-764	.352	285-402	.709	234	825	1059	39.2	500	415	332	105	126	1984	73.5

Games played: 27  
Points/game: 73.6  
FG Pct: 41.3  
3FG Pct: 31.9  
FT Pct: 67.6

Rebounds/game: 37.6  
Assists/game: 13.8  
Turnovers/game: 9.8  
Assist/turnover ratio: 1.4  
Steals/game: 6.4  
Blocks/game: 3.1