



2018 ARKANSAS STATE BASEBALL

Dennen Cuthbertson, Media Relations Assistant • Office: 870-972-3383 • Cell: 870-820-0594

Email: mcuthbertson@astate.edu • Mailing Address: P.O. Box 1000, State University, AR 72467



Arkansas State Baseball



@AStateBaseball #AStateBSB



arkansasstatebaseball

2018 Schedule/Results

FEBRUARY

Date	Opponent	Time/Result
F16	Illinois State	W, 1-0
F17	Illinois State	L, 18-3
F18	Illinois State	L, 11-4
F20	Southeast Missouri	W, 7-6
F23	UAB	Cancelled
F24	UAB	Cancelled
F25	UAB	Cancelled
F25	Mississippi Valley State	W, 9-0
F26	Mississippi Valley State	Cancelled

MARCH

M2	at New Orleans	6:30 p.m.
M3	at New Orleans	2:00 p.m.
M4	at New Orleans	1:00 p.m.
M9	at Missouri State	3:00 p.m.
M10	at Missouri State	2:00 p.m.
M11	at Missouri State	1:00 p.m.
M13	Southern Illinois	6:00 p.m.
M16	Coastal Carolina*	6:30 p.m.
M17	Coastal Carolina*	6:30 p.m.
M18	Coastal Carolina*	1:00 p.m.
M20	at Missouri	6:30 p.m.
M21	at Missouri	4:00 p.m.
M23	at ULM*	6:00 p.m.
M24	at ULM*	2:00 p.m.
M25	at ULM*	1:00 p.m.
M27	at Southern Illinois	5:00 p.m.
M29	Louisiana*	6:30 p.m.
M30	Louisiana*	6:30 p.m.
M31	Louisiana*	1:00 p.m.

APRIL

A3	at Southeast Missouri	6:00 p.m.
A6	at Georgia State*	5:00 p.m.
A7	at Georgia State*	1:00 p.m.
A8	at Georgia State*	12:00 p.m.
A10	at Memphis	6:30 p.m.
A11	Memphis	6:30 p.m.
A13	at UT Arlington*	6:30 p.m.
A14	at UT Arlington*	2:00 p.m.
A15	at UT Arlington*	1:00 p.m.
A18	at Ole Miss	6:30 p.m.
A20	Troy*	6:30 p.m.
A21	Troy*	6:30 p.m.
A22	Troy*	1:00 p.m.
A24	Central Arkansas	6:30 p.m.
A28	at South Alabama*	6:30 p.m.
A29	at South Alabama*	6:30 p.m.
A30	at South Alabama*	1:00 p.m.

MAY

M4	Texas State*	6:30 p.m.
M5	Texas State*	6:30 p.m.
M6	Texas State*	1:00 p.m.
M8	at Central Arkansas	6:00 p.m.
M11	Georgia Southern*	6:30 p.m.
M12	Georgia Southern*	6:30 p.m.
M13	Georgia Southern*	1:00 p.m.
M15	Ole Miss	6:30 p.m.
M17	at Little Rock*	6:00 p.m.
M18	at Little Rock*	2:00 p.m.
M19	at Little Rock*	1:00 p.m.

SUN BELT CONFERENCE TOURNAMENT

Date	Opponent	Time/Result
M22-27	TBA (at Lafayette, La.)	TBA

NCAA REGIONALS

Date	Opponent	Time/Result
J1-4	NCAA Regionals	TBA

Bold indicates home games
*Sun Belt Conference Game

All Times Central



Arkansas State Red Wolves

2018 Record: 3-2
SBC Record: 0-0
Head Coach: Tommy Raffo
Career Record: 261-258-1 (10)
Record at ASU: Same

STAT LEADERS

Avg: Tobias Johnson (.444)
HR: Kyle MacDonald (1)
RBI: Two with 3
SB: Grant Hawkins (4)
Wins: Three with 1
Saves: Jesse Kutzke (1)
ERA: Four with 0.00
SO: Nate Alberius (11)

Games 6-8

Date: March 2-4
Location: New Orleans, La.
Venue: Maestri Field
Radio: East Arkansas Broadcasters
95.3 FM The Ticket/970 AM
Radio Talent: Matt Stolz/Keith Merritt
Watch Live: UNO Showcase (\$) [Live Stats: UNOPriveteers.com](#)



New Orleans Privateers

2018 Record: 4-5
SLC Record: 0-0
Head Coach: Blake Dean
Career Record: 65-59-1 (4)
Record at UNO: Same

STAT LEADERS

Avg: Darren Willis (.424)
HR: Cody Ducote (3)
RBI: Cody Ducote (14)
SB: Jay Robinson (3)
Wins: Four with 1
Saves: Eric Orze (1)
ERA: Reeves Martin (0.00)
SO: Bryan Warzek (20)

TALE OF THE TAPE

A-STATE	CATEGORY	UNO
.220	BATTING AVERAGE	.254
24	RUNS SCORED	53
33	HITS	78
5	DOUBLES	11
1	TRIPLES	1
1	HOME RUNS	7
20	RBI	49
.287	SLUGGING %	.365
30	WALKS	29
6	HIT BY PITCH	17
.365	ON-BASE %	.349
8/0	STOLEN BASES	4/8
5.60	ERA	4.67
43	HITS ALLOWED	82
35	RUNS ALLOWED	51
28	EARNED RUNS	42
42	STRIKEOUTS	88
16	WALKS	33
.242	BA/AGAINST	.262
.952	FIELDING %	.970
9	ERRORS	10

Friday | 6:30 p.m.

RHP Brady Welsh (Jr.)
1-0, 0.00 ERA, 8 SO
vs.
LHP Bryan Warzek (Jr.)
1-0, 2.19 ERA, 20 SO

Saturday | 2:00 p.m.

LHP Coulton Lee (Sr.-R)
0-1, 12.46 ERA, 0 SO
vs.
RHP Kyle Arjona (Jr.)
1-0, 2.25 ERA, 10 SO

Sunday | 1:00 p.m.

RHP Peyton Culbertson (Jr.)
0-1, 7.20 ERA, 5 SO
vs.
To Be Determined

Series History

A-State vs. UNO: 25-49
Raffo vs. UNO: 4-2
First Meeting: UNO 19, A-State 0
Location: New Orleans, La.
Date: 1974
Streak: A-State W4

Last Six Meetings

4/24/09: @UNO 4, A-State 2
4/25/09: @UNO 13, A-State 6
4/26/09: A-State 9, @UNO 3
3/26/10: A-State 14, @UNO 7
3/27/10: A-State 7, @UNO 6
3/28/10: A-State 17, @UNO 3

Quick Pitches

- A-State improved to 3-2 on the year after a 9-0 midweek win over Mississippi Valley State. It was the team's second shutout of the season after a 1-0 win over Illinois State to begin the season. The Red Wolves had three shutouts last season.
- The Red Wolves were only able to get five contests of their nine-game home stand to open the 2018 season in as the three-game series against UAB was cancelled before Wednesday's matchup with Mississippi Valley State was also rained out.
- Nate Alberius has posted back-to-back quality starts and started back-to-back games for A-State after the UAB series cancellation. He tossed 6.1 innings against SEMO Feb. 20 before throwing seven scoreless innings and picking up his first win against MVSU Feb. 27.
- Grant Hawkins stole three bases against the Delta Devils to get him to four on the season, which is tied for sixth most in the Sun Belt.

2018 SBC Baseball Standings

East Division

Team	Conference	Overall
CCU	0-0 .000	8-2 .800
USA	0-0 .000	7-2 .778
GSU	0-0 .000	4-3 .571
GASO	0-0 .000	5-4 .556
TROY	0-0 .000	5-4 .556
APP ST	0-0 .000	3-4 .429

West Division

Team	Conference	Overall
ULM	0-0 .000	6-2 .750
A-STATE	0-0 .000	3-2 .600
UTA	0-0 .000	3-2 .600
LR	0-0 .000	5-4 .556
TXST	0-0 .000	3-4 .429
LA	0-0 .000	3-5 .375



2018 Season At A Glance

Overall	3-2
SBC	0-0
vs Ranked Teams	0-0
vs Unranked Teams	3-2
Home	3-2
Road	0-0
Neutral	0-0
Day	1-2
Night	2-0
More Hits than Opponent	3-0
Less Hits than Opponent	0-2
Hits a HR	1-0
Starter Gets Decision	2-2
Reliever Gets Decision	1-0
Less Errors than Opponent	1-0
More Errors than Opponent	2-1
Same Amount of Errors	0-1
Extra Innings	0-0
Black Jerseys	0-0
Red Jerseys	0-2
White Jerseys	3-0
Grey Jerseys	0-0
February	3-2
March	0-0
April	0-0
May	0-0
Tuesday	2-0
Wednesday	0-0
Thursday	0-0
Friday	1-0
Saturday	0-0
Sunday	0-2
Midweek	2-0
Weekend	1-2
Last Five Games	3-2
Last 10 Games	7-3
Last 15 Games	9-6
Last 20 Games	11-9
Current Streak	Won 2
Home Streak	Won 2
Road Streak	Lost 1
Neutral Streak	Lost 1

A-State vs. New Orleans In-Depth Series History

- A-State trails the all-time series to New Orleans 25-49. The first matchup occurred during the 1974 season when the team traveled to the New Orleans Tournament. Arkansas State also faced Illinois State and Notre Dame at the event, but lost to the Privateers 19-0 in their lone matchup. That game was the only one of the 74 contests the two teams played as nonconference opponents. The rest were while the teams were members of the American South Conference or Sun Belt Conference.
- The two teams met again in 1988 as members of the American South Conference with UNO sweeping the Red Wolves in New Orleans to end the season. A-State didn't win a game against the Privateers until the 1990 season when the Red Wolves took a 3-1 decision in Jonesboro with losses in the other two games of the series. A-State was 1-12 against UNO while both were members of the ASC from 1988-1991 with one loss coming in the conference tournament.
- From 1992-2010 the two teams were members of the Sun Belt and played at least once each season except for the 1993 campaign. Over that time frame A-State is 24-36 against UNO, including a 3-4 mark in the SBC Tournament.
- Head coach Tommy Raffo is 4-2 against New Orleans all-time with three-game series played in each of his first two seasons (2009 and 2010) when UNO was still a member of the Sun Belt Conference. A-State lost two of three during the 2009 campaign at New Orleans before sweeping the Privateers in New Orleans in 2010 by scores of 14-6, 7-6, and 17-3.
- UNO is now in the Southland Conference and is currently 4-5 on the year with wins over Illinois-Chicago, Southern, Ball State, and Virginia Tech.

Notes from Mississippi Valley State Game

- A-State improved to 1-1 all-time against the Delta Devils with a 9-0 win to avenge last season's 10-9 loss to MVSU. The two teams were scheduled to play Wednesday, but the game was cancelled due to rain. The shutout is the second of the season for the Red Wolves and only one behind the amount the team posted all of last season.
- Nate Alberius posted his second quality start in as many outings with seven innings pitched and no runs allowed on four hits with no walks and nine strikeouts. For his effort he earned his first A-State victory. Tanner Kirby tossed a scoreless eighth and Bryan Ayers put a zero on the board in the ninth in his first action of the season.
- The Red Wolves registered nine hits in the game, but only scored runs in the first and seventh innings. The team put up four runs in the bottom of the first behind a RBI single from Kyle MacDonald, two-run single by Casey Vaughan, and sacrifice fly by Cullen Ray, which was his first career RBI. A-State added five runs in the seventh with the help of just one hit, a two-run double by Jacob Jablonski (the first extra-base hit of his young career), to put the score at 9-0.
- Logan Andersen stole his first career base as a member of the Red Wolves while Grant Hawkins stole three to give him a team-high four, which is also tied for sixth most in the Sun Belt. It also tied his career high for stolen bases in a game when he did the same last year in the second game of a doubleheader against NYIT on Feb. 18.

Athletic Media Relations
Arkansas State University

PO Box 1000
State University, AR 72467
Telephone - 870-972-2541
Fax - 870-972-3367
Press Row - 870-972-2541
Website - AStateRedWolves.com

BASEBALL CONTACT

Dennen Cuthbertson, Assistant MRD
870-972-3383
mcuthbertson@astate.edu

Media Relations Office

Jerry Scott, Asst. A.D./Media Relations Director
870-972-3405
jscott@astate.edu

Mark Taylor, Assistant MRD
870-972-3547
martaylor@astate.edu

Chris Graddy, Assistant MRD
870-972-2707
cgraddy@astate.edu

MEDIA INFORMATION

Post-Game Interviews

The Arkansas State locker room is closed to all members of the media. However, head coach Tommy Raffo and requested players will be available for interviews following a brief cooling off period.

Practice Coverage

Red Wolves baseball practices are open to the media. Players and coaches are available for interviews before practice but must be arranged through the Media Relations office.

Weekly Releases

All Arkansas State weekly baseball releases can be obtained as a PDF document on the athletics web site at AStateRedWolves.com. To be added to the email list for all baseball releases or if you would like the releases faxed to you, please contact Dennen Cuthbertson.

TOP CROWDS
AT TOMLINSON STADIUM

1. Ole Miss (5/16/17)	1,188
2. Ole Miss (5/13/14)	1,143
3. Memphis (3/11/08)	1,019
4. No. 2 ULL (5/3/14)	1,009
5. No. 16 Ole Miss (4/23/13)	1,006
6. No. 15 Ole Miss (4/12/10)	982
7. No. 18 WKU (4/3/10)	942
8. SEMO (4/14/10)	847
9. Tennessee (4/1/15)	823
10. Appalachian State (4/25/15)	819
11. USA (4/25/10)	812
12. No. 2 ULL (5/4/14)	811
13. No. 18 WKU (4/2/10)	782
14. No. 12 Ole Miss (3/17/09)	781
15. USA (DH) (4/24/10)	767

Notes from SEMO Midweek Game

- A-State improved to 38-33 all-time against Southeast Missouri with the 7-6 victory Feb. 20 and the Red Wolves are now 158-120-2 against current members of the Ohio Valley Conference.
- The Red Wolves fell behind 3-0 after the Redhawks scored one run in each of the first three innings and were down 4-2 before Logan Anderen hit the team's first triple of the season in the bottom of the fifth to score a run and scored on the play himself after a throwing error by SEMO. Andersen now owns a three-game hit streak.
- Tobias Johnson, making his first start of the season at DH, provided a pair of two-out RBI singles in the sixth and eighth innings to give the Red Wolves a 6-4 edge. Johnson had three hits on the night for the team's second three-hit contest of the season and he also registered the first multiple-RBI game of the season for the team.
- Payton Lannon registered his first hold of the season as he recorded the final two outs of the seventh and the first out of the eighth. He struck out two hitters with the tying runs on second and third to end the seventh. Tanner Kirby also picked up a hold while getting two outs.
- Nate Alberius registered the team's second quality start of the season in his A-State debut with 6.1 innings pitched, two walks, two strikeouts, four hits allowed, and four runs (only three earned). He was in line for the win before a blown save. Jesse Kutzke allowed two runs in the ninth, one belonging to Kirby after he issued a walk to start the frame. However, with A-State's walk-off hit-by-pitch Kutzke earned his first A-State win.
- Jacob Jablonski was plunked for the game-winning and walk-off RBI, the first run batted in of his career. Kyle MacDonald led off the inning with a walk, and after another walk and a hit-by-pitch scored the winning run when Jablonski was hit.
- Kyle MacDonald was 1-for-4 on the night and has reached base in all four games of the season, while Jeremy Brown and Grant Hawkins have three-game hit streaks.

Wacky Walk-Offs

- With Arkansas State's 7-6 walk-off win over Southeast Missouri, the team now has 27 walk-off victories since Tommy Raffo became head coach in 2009. However, the walk-off HBP was the first of its kind during that time frame.
- 14 of those walk-offs have been singles, the last coming when Justin Felix knocked in the winning run of A-State's 9-8 win over Little Rock in 18 innings May 19, 2017. A-State has won on three walk-off wild pitches under Raffo, while errors, sacrifice flies, fielder's choices, and home runs have happened twice. Only once has the walk-off win occurred on a walk and a hit-by-pitch.
- The two home runs were a three-run homer by Zach George against ULM April 6, 2012 for a 7-6 win and a solo shot by Alex Potts to beat FAU March 23, 2013 by a score of 3-2 in 10 innings.
- Head coach Tommy Raffo's first victory was a walk-off win against Texas State in Arlington, Texas against Texas State when Josh DeMoney singled home Cody Pace for a 4-3 win in 10 innings.
- Since 2014, the walk-off wins have been less traditional with only five of the 11 being singles. During that time frame, two have been via wild pitch and fielder's choice, while the other two were on a sacrifice fly and hit-by-pitch.

Career Home Runs

Player	1R	2R	3R	GS	Total
J. Felix	4	2	2	0	8
J. Brown	2	3	1	1	7
A. Howard	2	1	1	0	4
D. Tipton	2	2	0	1	4
Hawkins	2	1	0	0	3
Vaughan	1	0	0	0	1
MacDonald	1	0	0	0	1

Come-From-Behind Wins

Date	Opponent	Deficit(s)	Final
2/20	SEMO	0-3	7-6

Current Streaks to Watch

Player	Games	Type
G. Hawkins	7	On Base
A. Howard	6	Hit
J. Brown	5	On Base
K. MacDonald	5	On Base
G. Hawkins	4	Hit
L. Andersen	4	Hit

- Five of the walk-off wins have been by scores of 4-3, while four have been by scores of 3-2 and now 7-6, each. A-State has had one walk-off victory by a 1-0 score, which was March 15 vs. SIU in 10 innings when Jack Bakamus scored on a walk-off wild pitch. The highest scoring walk-off win was a 13-12 win May 26, 2016 against Troy. Tanner Ring capped A-State's comeback in the SBC Tournament game after the team trailed 12-4.




Rain, Rain Go Away

- A-State's weekend series with UAB was cancelled due to heavy rainfall after the series was set to begin Saturday, Feb. 24 with a doubleheader after Friday's game was moved. However, it didn't stop raining much throughout the weekend and field conditions were too poor to play.
- The Red Wolves also had to cancel the second game of a two-game mid-week series against Mississippi Valley State Feb. 28 due to inclement weather.
- This is the first entire weekend to be wiped out due to weather since the 2006 season when A-State was scheduled to play ULM and Mississippi Valley State to open the season. However, the whole weekend was cancelled due to weather, but A-State was able to get Henderson State to come play a single game on Sunday for its season opener.
- Hopefully this year goes better than 2015 when A-State had 26 games altered in some form to due to weather. That season the team opted to travel to Emerson, Ga., to play No. 7 Louisville (where A-State won two of three) instead of going to Natchitoches, La., to play Northwestern State and Creighton one weekend because of the threat of bad weather. Then the Red Wolves first conference series against UT Arlington was moved from Jonesboro to Jackson, Miss., because of snow and ice in the Northeast Arkansas area.
- With the four cancelled games against UAB and Mississippi Valley State, along with Feb. 17's Illinois State contest having to be moved to a Sunday doubleheader, the team has already had five games altered due to weather and wasn't able to play four of the games on its season-opening home stand.

261 and Counting for Raffo; New Faces on Staff

- A-State head coach Tommy Raffo has a career record of 261-258-1 as he is currently in his 10th season at Arkansas State. The 261 wins are the third most at the school behind J.A. "Ike" Tomlinson and Bill Bethea.
- Raffo has a completely new staff to assist him this season. Rick Guarno joined the staff as an assistant coach and recruiting coordinator with his most recent stint at UT Martin. Guarno played seven seasons of professional baseball before getting into coaching.
- Rowdy Hardy is the team's new pitching coach and comes to A-State from New Mexico Military Institute in Roswell, N.M. He played six seasons of professional baseball before getting into coaching.
- Volunteer assistant Craig Massoni rounds out the staff and he just concluded his playing days after five seasons of professional baseball.

Weather Report

		
Fri., March 2	Sat., March 3	Sun., March 4
Clear High: 69 Low: 52 Wind: NE 10 Rain: 0%	Sunny High: 69 Low: 56 Wind: ENE 12 Rain: 0%	AM Showers High: 73 Low: 60 Wind: E 10 Rain: 40%

HOME RUN TRACKER

Date	Player	Opponent	Pitcher	On Base	Inn	Outs	Count	Score	Final Score
2-16	MacDonald	Illinois State	Huffman	0	4	1	0-1	0-0	W 1-0

**QUALITY STARTS TRACKER
(6+IP and 3 ER or less allowed)**

Name	Opp.	Stat Line
B. Welsh	Ill. St.	7.2IP 4H 0R 0ER 1BB 8K
N. Alberius	SEMO	6.1IP 4H 4R 3ER 2BB 2K
N. Alberius	MVSU	7.0IP 4H 0R 0ER 0BB 9K

Reliever Holds Tracker

(Enters game in save situation and maintains lead for next reliever while recording at least one out)

Name	Opp.	Stat Line
T. Kirby	Ill. St.	0.2IP 0H 0R 0ER 0BB 1K
P. Lannon	SEMO	1.0IP 0H 0R 0ER 0BB 2K
T. Kirby	Ill. St.	0.2IP 0H 1R 1ER 1BB 0K

Multiple Hit Games	2	3	4	5+	Total
L. Andersen	2	-	-	-	2
K. MacDonald	2	-	-	-	2
G. Hawkins	1	1	-	-	2
J. Brown	1	-	-	-	1
T. Johnson	-	1	-	-	1
TEAM	6	2	0	0	8

Multiple RBI Games	2	3	4	5+	Total
C. Vaughan	1	-	-	-	1
J. Jablonski	1	-	-	-	1
Cullen Ray	1	-	-	-	1
T. Johnson	1	-	-	-	1
TEAM	4	0	0	0	4

The Last Time...

AN A-STATE TEAM...

Scored 30 or more runs in a gameNever
 Scored 20 or more runs in a gameMay 25, 2017 vs Georgia State (21)
 Had 30 or more hits in a gameNever
 Had 20 or more hits in a gameApril 11, 2009 vs. Chicago St. (20)
 Had 15 or more hits in a gameMay 19, 2017 vs Little Rock (18)
 Hit six home runs in a gameApril 10, 2005 vs UALR (8)
 Shut out an opponentFeb. 27, 2018 vs Mississippi Valley State (9-0)
 Was shut out by an opponentMay 7, 2017 vs No. 23 UT Arlington (2-0)
 Shut out a Sun Belt Conference opponentMay 13, 2017 at Georgia Southern (1-0)
 Was shut out by a Sun Belt Conference teamApril 13, 2017 at Louisiana-Lafayette (8-0)
 Shut out a SBC opponent in consecutive gamesMarch 23, 1996 vs Jacksonville (DH)
 Won a game on a "walk-off" hitMay 19, 2017 (Justin Felix) vs LR (9-8)
 Won a game on a "walk-off" HRMarch 23, 2013 (Alex Potts) vs FAU (3-2)
 Won a game on a "walk-off" grand slamNever
 Won a game on a "walk-off" sacrifice flyMay 15, 2015 (Stuart Levy) vs. UALR (4-3 14 innings)
 Won a game on a "walk-off" fielder's choiceApril 24, 2016 (Neil Lambert) vs ULM (5-4)
 Won a game on a "walk-off" wild pitchMarch 15, 2016 (Jake Bakamus) vs SIU (1-0)
 Won a game on a "walk-off" hit-by-pitchFeb. 20, 2018 (Jacob Jablonski) vs SEMO (7-6)
 Swept a three-game Sun Belt Conference series at home2017 vs Georgia State
 Swept a three-game Sun Belt Conference series on the road2015 at Texas State
 Was swept in a three-game SBC series at home2017 vs No. 23 UT Arlington
 Was swept in a three-game SBC series on the road2017 at Louisiana-Lafayette
 Beat a ranked opponentMarch 10, 2017 vs No. 24 Louisiana Tech (G2) (6-5)
 Won a series against a ranked opponentFeb. 20-21 2015 vs No. 7 Louisville (2 out of 3)
 Won 10-straight games1993
 Won 9-straight Sun Belt Conference games1997
 Won 10-straight games at home1995 (14)
 Won 10-straight games on the roadNever
 Won 40 games in a seasonNever
 Won the regular season SBC ChampionshipNever
 Won the Sun Belt Conference Tournament1994
 Won the Sun Belt Conference Coach of the Year2012 Coach Tommy Raffo
 Competed in the NCAA Regionals1994
 Ended a game in a tieMay 15, 2011 at FIU (8-8)
 Turned a triple playMarch 15, 2013 vs UALR

AN A-STATE PLAYER...

Hit for the cycleMarch 17, 1993 (Willie Olivas vs Murray State)
 Hit two triples in one gameFeb. 26, 2017 (Garrett Rucker at Northwestern State)
 Hit three home runs in one gameMarch 11, 2014 (Austin Baker at Murray State)
 Hit two home runs in one gameApril 11, 2017 (Joe Schrimpf at Memphis)
 Hit a grand slamMay 25, 2017 (Drew Tipton vs Georgia State)
 Hit an inside-the-park home runFeb. 25, 2017 (Jeremy Brown at Northwestern State)
 Had five base hits in a gameMarch 18, 2016 (Tanner Ring at Georgia State)
 Had five or more RBI in a gameMay 25, 2017 (Drew Tipton vs Georgia State)
 Stole three bases in a gameFeb. 27, 2018 (Grant Hawkins vs Mississippi Valley State)
 Had four walks in a gameMay 19, 2017 (Justin Felix vs LR; Jake Bakamus vs LR)
 Threw out two runners trying to steal in a gameFeb. 27, 2016 (Frankie Alvarez vs. Saint Louis G2)
 Hit safely in 20-straight games2009 Cody Pace (20)
 Hit 20 home runs in one season2005 Geoff Desmond (20)
 Hit .400+ for the season1980 (Rick Poe, .425)
 Was the Sun Belt Conference Batting ChampionNever
 Was the Sun Belt Conference RBI Champion1994 Kourtney Paul (55)
 Was the Sun Belt Conference Home Run ChampionNever
 Was the Sun Belt Conference Player of the YearNever
 Was the Sun Belt Conference Stolen Base Leader2012 Michael Faulkner (41)

AN A-STATE PITCHER...

Won 10 games1994 Keith Horn (10)
 Threw a no-hitter2005 (Taylor Fowler vs Northwestern)
 Threw a complete game (Win)April 26, 2016 (Peyton Culbertson vs UAPB; 7 innings)
 Threw a complete game shutoutMay 23, 2014 (Chandler Hawkins vs Troy; 7 innings)
 Struck out 10 or moreApril 8, 2017 (11, Peyton Culbertson vs Georgia State)
 Won a game as a true freshmanMarch 5, 2017 (Collin Cahill vs Cincinnati)
 Was the Sun Belt Conference Win Leader2012, Jacob Lee (9)
 Was the Sun Belt Conference ERA Leader1997, Jay Akin (1.96)
 Was the Sun Belt Conference Pitcher of the Year2012, Jacob Lee

2018 Arkansas State Red Wolves

NUMERICAL ROSTER

#	Name	Pos.	B/T	HT	WT	YR	HOMETOWN (PREVIOUS SCHOOL)
1	Grant Hawkins	INF	R/R	6-0	175	Sr.	Murfreesboro, Tenn. (Dyersburg State CC)
2	Andrew Lannon	C	L/R	5-11	175	Fr.	Blytheville, Ark. (Armored HS)
3	Pierce Mitchum	OF	R/R	5-9	175	Fr.	Heber Springs, Ark. (Heber Springs HS)
4	Alex Howard	INF	R/R	6-0	195	Sr.	Albuquerque, N.M. (New Mexico Military Institute)
5	Tobias Johnson	INF	L/R	5-9	175	Sr.	Curtis, Wash. (Lower Columbia CC)
6	Casey Vaughan	OF	R/R	6-1	200	R-Jr	Cabot, Ark. (Crowder CC)
7	Andrew Leggo	INF	R/R	5-10	190	Fr.	Waterloo, Ontario (St. David's Secondary)
8	Kyle MacDonald	1B	L/R	6-3	230	Jr.	Mississauga, Ontario (Crowder CC)
9	Jeremy Brown	INF	R/R	6-1	190	Sr.	Festus, Mo. (Festus HS)
10	Caleb Squire	INF	L/R	5-10	180	Jr.	Arvada, Colo. (Barstow CC)
11	Justin Felix	C	R/R	6-1	205	Sr.	Nogales, Ariz. (New Mexico Military Institute)
12	Austin Powell	C	R/R	6-0	200	So.	Star City, Ark. (Star City HS)
14	Coulton Lee	LHP	L/L	6-1	225	Sr.	Benton, Ark. (Benton HS)
15	Winston Welch	1B/OF	R/L	6-1	215	Sr.	Tucson, Ariz. (New Mexico Military Institute)
16	Bryan Ayers	RHP	R/R	6-2	220	R-Sr.	Vilonia, Ark. (Vilonia HS)
17	Peyton Culbertson	RHP	R/R	6-1	200	Jr.	Collierville, Tenn. (Collierville HS)
18	Brandon Stuckenschneider	LHP	L/L	6-0	200	R-So.	Poplar Bluff, Mo. (Poplar Bluff HS)
19	Jacob Jablonski	INF	S/R	6-2	195	Fr.	Palmdale, Calif. (Paraclete HS)
20	Logan Andersen	OF	R/R	5-10	180	Jr.	O'Fallon, Mo. (Jefferson College)
21	Bo Ritter	RHP	R/R	6-1	190	Sr.	Hot Springs, Ark. (Lakeside HS)
23	Carter Holt	RHP	R/R	6-5	225	Fr.	Jackson, Tenn. (Jackson Christian School)
24	Conrad Ray	RHP	R/R	6-6	220	R-Fr.	Germantown, Tenn. (Houston HS)
25	Cullen Ray	C	R/R	6-2	205	So.	Germantown, Tenn. (Houston HS)
26	Drew Tipton	OF	R/R	5-10	165	R-So.	Bryant, Ark. (Bryant HS)
27	Bradey Welsh	RHP	R/R	5-11	185	Jr.	Marshfield, Mo. (Marshfield HS)
28	Chase Nix	LHP	R/L	6-2	190	So.	Benton, Ark. (Benton HS)
29	Noah Stone	RHP	R/R	6-8	275	Fr.	St. Louis, Mo. (Lutheran HS South)
30	Korey Wasson	RHP	R/R	6-0	190	Fr.	Hot Springs, Ark. (Lake Hamilton HS)
32	Zachary Patterson	RHP	R/R	6-1	200	R-Jr.	Cabot, Ark. (Cabot HS)
34	Jaylon Deshazier	OF/P	R/R	6-2	185	Fr.	Pine Bluff, Ark. (Pine Bluff HS)
35	Jesse Kutzke	RHP	R/R	6-5	220	Jr.	Topeka, Kan. (Allen CC)
36	Nate Alberius	RHP	R/R	6-1	195	Jr.	Little Rock, Ark. (Crowder CC)
37	Tyler Moreland	OF/P	R/R	6-4	195	Fr.	Texarkana, Ark. (Genoa Central HS)
38	Tanner Kirby	RHP	R/R	6-1	185	Sr.	Maumelle, Ark. (Maumelle HS)
39	Blake Wynn	INF/OF	R/R	6-1	170	R-Fr.	Star City, Ark. (Star City HS)
40	Payton Lannon	LHP	L/L	6-1	180	Jr.	Blytheville, Ark. (Northeast Mississippi CC)

Alphabetical Roster

#	Name	Pos.
36	Nate Alberius	RHP
20	Logan Andersen	OF
16	Bryan Ayers	RHP
9	Jeremy Brown	INF
17	Peyton Culbertson	RHP
34	Jaylon Deshazier	OF/P
11	Justin Felix	C
1	Grant Hawkins	INF
23	Carter Holt	RHP
4	Alex Howard	INF
37	Jacob Jablonski	INF
5	Tobias Johnson	INF
38	Tanner Kirby	RHP
35	Jesse Kutzke	RHP
2	Andrew Lannon	C
40	Payton Lannon	LHP
14	Coulton Lee	LHP
7	Andrew Leggo	INF
8	Kyle MacDonald	1B
3	Pierce Mitchum	OF
19	Tyler Moreland	OF/P
28	Chase Nix	LHP
32	Zachary Patterson	RHP
12	Austin Powell	C
24	Conrad Ray	RHP
25	Cullen Ray	C
21	Bo Ritter	RHP
10	Caleb Squire	INF
29	Noah Stone	RHP
18	Brandon Stuckenschneider	LHP
26	Drew Tipton	OF
6	Casey Vaughan	OF
30	Korey Wasson	RHP
15	Winston Welch	1B/OF
27	Bradey Welsh	RHP
39	Blake Wynn	INF/OF

Coaching Staff

Head Coach: 22 Tommy Raffo (10th Season)

Pitching Coach: 13 Rowdy Hardy (1st Season)

Assistant Coach/Recruiting Coordinator: 31 Rick Guarno (1st Season)

Volunteer Assistant Coach: 33 Craig Massoni (1st Season)

Support Staff

Strength & Conditioning: Jen Taft

Athletic Trainers: Adam Norman, Rachel Lamb

Managers: Drew Kilgore, Brandon Little, Lucas Young

Pronunciation Guide

Nate Alberius – AL-beer-EE-us

Bryan Ayers – AIRS

Jesse Kutzke – CUT-ski

Brandon Stuckenschneider - STUCK-in-SNIDE-er

Jaylon Deshazier – DEE-shay-shure

Jacob Jablonski – JUH-blon-skee

Roster Breakdown

Seniors (10): Bryan Ayers, Jeremy Brown, Justin Felix, Grant Hawkins, Alex Howard, Tobias Johnson, Tanner Kirby, Coulton Lee, Bo Ritter, and Winston Welch.

Juniors (10): Nate Alberius, Logan Andersen, Peyton Culbertson, Jesse Kutzke, Payton Lannon, Kyle MacDonald, Zachary Patterson, Caleb Squire, Casey Vaughan, and Bradey Welsh.

Sophomores (5): Chase Nix, Austin Powell, Cullen Ray, Brandon Stuckenschneider, and Drew Tipton.

Freshmen (11): Jaylon Deshazier, Carter Holt, Jacob Jablonski, Andrew Lannon, Andrew Leggo, Pierce Mitchum, Tyler Moreland, Conrad Ray, Noah Stone, Korey Wasson, and Blake Wynn.

Infielders (10): Jeremy Brown, Grant Hawkins, Alex Howard, Jacob Jablonski, Tobias Johnson, Andrew Leggo, Kyle MacDonald, Caleb Squire, Winston Welch, and Blake Wynn.

Outfielders (8): Logan Andersen, Jaylon Deshazier, Pierce Mitchum, Tyler Moreland, Drew Tipton, Casey Vaughan, Winston Welch, and Blake Wynn.

Catchers (4): Justin Felix, Andrew Lannon, Austin Powell, and Cullen Ray.

Pitchers (18): Nate Alberius, Bryan Ayers, Peyton Culbertson, Jaylon Deshazier, Carter Holt, Tanner Kirby, Jesse Kutzke, Payton Lannon, Coulton Lee, Tyler Moreland, Chase Nix, Zachary Patterson, Conrad Ray, Bo Ritter, Noah Stone, Brandon Stuckenschneider, Korey Wasson, and Bradey Welsh.

Red Wolves by State/Country

Arkansas (17) - Nate Alberius, Bryan Ayers, Jaylon Deshazier, Tanner Kirby, Andrew Lannon, Payton Lannon, Coulton Lee, Pierce Mitchum, Tyler Moreland, Chase Nix, Zachary Patterson, Austin Powell, Bo Ritter, Drew Tipton, Casey Vaughan, Korey Wasson, Blake Wynn

Missouri (5) - Logan Andersen, Jeremy Brown, Noah Stone, Brandon Stuckenschneider, Bradey Welsh

Tennessee (5) - Peyton Culbertson, Grant Hawkins, Carter Holt, Conrad Ray, Cullen Ray

Ontario, Canada (2) - Andrew Leggo, Kyle MacDonald

Arizona (2) - Justin Felix, Winston Welch


California (1) - Jacob Jablonski

Colorado (1) - Caleb Squire

Kansas (1) - Jesse Kutzke

New Mexico (1) - Alex Howard

Washington (1) - Tobias Johnson



BRADY WELSH

27

RIGHT-HANDED PITCHER | R/R | 5-11 | 185
JUNIOR | MARSHFIELD, MO.
MARSHFIELD HIGH SCHOOL

WELSH CAREER HIGHS	
IP:	7.2 - Twice Last Illinois St. (2/16/18)
Strikeouts:	8 - Twice Last Illinois St. (2/16/18)
BF:	37 - at ULL (4/13/17)
Chances:	3 - Twice Last at GASO (5/13/17)
Putouts:	2 - vs Omaha (2/28/16)
Assists:	2 - Three Times Last at App. St. (4/29/17)

JUNIOR SEASON (2018): Shut out Illinois State for 7.2 innings in season opener to earn win and allowed one hit with one walk and tied a career high with eight K's.


SOPHOMORE SEASON (2017): Totaled 14 appearances and made nine starts during sophomore campaign ... registered a 4-2 record with a 6.23 ERA ... struck out 43 and walked 27 in 56.1 innings ... held opposing hitters to a .283 batting average ... second on the team with three quality starts, including back-to-back midweek quality starts versus Southern Illinois (March 28) and SEMO (April 4) to earn a spot in weekend rotation ... pitched in two of A-State's three shutouts with a scoreless inning out of the pen Feb. 17 in the 6-0 season-opening win over NYIT before hurling six shutout innings in A-State's 1-0 victory at Georgia Southern May 13 ... went a career-long 7.2 innings in first career SBC start at Louisiana-Lafayette April 13 ... struck out a career-best eight at SIU March 28 ... had a season-high two assists at ULL (April 13) and at Appalachian State (April 29) ... earned first career win versus Southeast Missouri April 4 after firing seven innings and allowing one run (earned) on four hits with five strikeouts against one walk ... also earned wins over South Alabama (April 22 in game one of doubleheader), App State (April 29), and against Little Rock with five innings out of the bullpen in the 9-8, 18-inning win over the Trojans.

FRESHMAN SEASON (2016): Made 10 appearances, all out of the bullpen ... pitched to a 7.20 ERA in 10 innings and was 0-1 ...struck out seven batters against six walks ... pitched in A-State's 1-0 shutout win over Southern Illinois ... tossed a career-high 2.2 innings against Nebraska Omaha Feb. 28 and didn't allow a run on two hits with one walk and two punch outs ... had a season-best four strikeouts at Georgia State March 20.

HIGH SCHOOL: Prepped at Marshfield High School in Marshfield, Mo., and was a four-year starter for the Blue Jays ... ranked as the 23rd best player in the state of Missouri by PrepBaseballReport.com ... first-team All-Conference and All-District selection as a senior ... hit .450 as senior and was also very impressive on the mound ... graduated with honors ... also played basketball for MHS.

PERSONAL: Son of Heather and Landon Lemons ... born March 6, 1997 ... majoring in communications ... enjoys playing video games and pick-up basketball in his spare time.

	CAREER STATISTICS															
	ERA	W-L	AP	GS	CG	SV	IP	H	R	ER	BB	SO	BF	AVG	WP	HB
2016	7.20	0-1	10	0	0	0	10.0	19	11	8	6	7	57	.404	0	0
2017	6.23	4-2	14	9	0	0	56.1	63	44	39	27	43	264	.283	4	5
2018	0.00	1-0	1	1	0	0	7.2	1	0	0	1	8	27	.038	1	0
Totals	5.72	5-3	25	10	0	0	74.0	83	55	47	34	58	348	.280	5	5



COULTON LEE

LEFT-HANDED PITCHER | L/L | 6-1 | 225

RS-SENIOR | BENTON, ARK.

BENTON HIGH SCHOOL



REDSHIRT SENIOR SEASON (2018): Made first start of the season against Illinois State and lasted 4.1 innings with six runs allowed on eight hits with no walks and no strikeouts.

REDSHIRT JUNIOR SEASON (2017): Redshirted during the 2017 season.

JUNIOR SEASON (2016): Led the team with 26 appearances, including the first two starts of his career ... pitched to a 4.18 ERA in 56 innings ... had a 5-8 record with the 13 decisions representing the most on the team and the five wins tying for the team best ... registered 39 strikeouts with 32 walks ... starts came against South Alabama (April 10) and Northwestern State (May 7) with 5.1 innings pitched against the Demons setting a career high ... allowed 35 runs with 26 being earned and gave up 13 extra-base hits on the year while opposing batters hit .290 ... picked up the win in A-State's season-opener against UAB and recorded second win Feb. 27 in game one of doubleheader against Saint Louis with 1.1 scoreless innings ... also picked up wins versus Georgia Southern March 25, Troy April 16, and ULM April 23 ... didn't allow a hit in five innings against the Warhawks in the win on April 23 ... tallied second save of career with three shutout innings against Texas State May 13 ... also pitched in both of A-State's shutouts ... tied career high with five strikeouts at App State April 30.

SOPHOMORE SEASON (2015): Made the second-most appearances on the team with 25, all out of the bullpen ... went 0-2 with a team-best 3.03 ERA ... struck out 29 and walked 17 in 38.2 innings ... did not allow an earned run until his fifth appearance of the season and pitched 11.2 innings without allowing an earned run to begin the season ... picked up first career save on Feb. 28 in second game of a doubleheader against Houston Baptist by pitching the final three innings in A-State's 2-1 win, as he just allowed one unearned run on two hits with one walk and one strikeout ... longest outing of the season came in the season opener against Illinois State Feb. 13 when he tossed four shutout innings and allowed no hits with no walks and five strikeouts, with the five K's setting a new career-high ... totaled 14 scoreless appearances on the year.

FRESHMAN SEASON (2014): Made 21 relief appearances and had a 2-1 record with a 9.00 ERA ... worked primarily as a specialist out of the bullpen against left-handed batters ... struck out a season-high four against Miami on Feb. 15 in 1.2 innings of work ... went a season-long two innings at South Alabama April 11 and then tied the mark with two innings of scoreless relief against Georgia State April 27 and two more against Ole Miss on May 13 ... did not allow a run in 14 of his relief outings.

HIGH SCHOOL: Prepped at Benton High School where he was a two-time 6A-South All-Conference selection ... was 6A All-State selection as a senior ... selected to participate in the AAA Coaches' All-Star game in 2013 ... also earned All-State honors as a junior ... participated in the Xtra Innings Classic and was named the Heartland Classic MVP.

PERSONAL: Born October 25, 1994 ... son of Bart and Carol Lee ... cousin is current Major League pitcher Cliff Lee ... major is business finance.

LEE CAREER HIGHS	
IP:	5.1 - NW St. (5/7/16)
Strikeouts:	5 - Twice Last at App. St. (4/30/16)
BF:	25 - NW St. (5/7/16)
Chances:	3 - Illinois St. (2/18/18 G1)
Putouts:	1 - Three Times Last Illinois St. (2/18/18 G1)
Assists:	2 - Twice Last Illinois St. (2/18/18 G1)

CAREER STATISTICS																
	ERA	W-L	AP	GS	CG	SV	IP	H	R	ER	BB	SO	BF	AVG	WP	HB
2014	9.00	2-1	21	0	0	0	16.0	27	17	16	9	14	88	.370	3	2
2015	3.03	0-2	25	0	0	1	38.2	34	22	13	17	29	169	.233	4	1
2016	4.18	5-8	26	2	0	1	56.0	62	35	26	32	39	258	.290	9	3
2017	REDSHIRTED DIDN'T RECORD ANY STATISTICS															
2018	12.46	0-1	1	1	0	0	4.1	8	6	6	0	0	20	.421	0	1
Totals	4.77	7-12	73	3	0	2	115.0	131	80	61	58	82	535	.290	16	7



PEYTON CULBERTSON

17

RIGHT-HANDED PITCHER | R/R | 6-1 | 200
JUNIOR | COLLIERVILLE, TENN.
COLLIERVILLE HIGH SCHOOL

JUNIOR SEASON (2018): Made first start of season against Illinois State Feb. 18 and allowed six runs (four earned) in five innings.

SOPHOMORE SEASON (2017): Started a team-best 15 games on the mound for all appearances ... registered a 6.32 ERA and 5-7 record with the five wins representing the second most on the team ...struck out the second most batters on the team with 66 against 32 walks ... allowed opposing hitters to bat .292 against him ... went career-high eight innings in win over Georgia State April 8 with a career-high 11 strikeouts, which was also the most of any Red Wolves' pitcher in 2017 ... also faced a career-best 29 batters in Georgia State game April 8 ... led team with four quality starts ... didn't allow a run in two quality starts versus Cincinnati March 4 and Little Rock May 19.

FRESHMAN SEASON (2016): Appeared in 14 total games on the mound with eight starts ... registered a 4-0 record with a 5.44 ERA in 43 innings pitched ... allowed 39 hits and 32 runs (26 earned) with 31 strikeouts against 25 walks and held opposing hitters to a .248 batting average ... tossed a seven-inning complete game against UAPB April 26 in A-State's 8-3 victory with the seven innings being a career best ... had career-high five strikeouts against Omaha Feb. 28 and Southern Illinois April 19 ... had three quality starts in a row against SIU (April 19), UAPB (April 26) and Northwestern State (May 8) in which he threw 19 innings with a 0.95 ERA and also earned the win in all three games ... earned first career win March 5 in the first game of a doubleheader against Milwaukee with two scoreless frames out of the bullpen.

HIGH SCHOOL: Prepped at Collierville High School in Collierville, Tenn., and helped lead the Dragons to a 29-17 record as a senior ... helped lead CHS to a state championship in 2013 and was the winning pitcher in the team's semifinal game ... registered a 4-2 record with a 1.79 ERA as a junior with 37 strikeouts in 31.1 innings pitched ... pitched to a 6-2 record and 2.26 ERA as a sophomore with 41 strikeouts in 31 innings ... named to the TBCA Region 8 Showcase and Tennessee Border Wars teams ... ranked as 15th best player in Tennessee by PrepBaseballReport.com ... was one of 40 finalists for 18U National Team USA.

PERSONAL: Son of Denyce Dean and David Culbertson ... born April 18, 1997 ... majoring in exercise science ... enjoys fishing and hunting.

CULBERTSON CAREER HIGHS	
IP:	8.0 - GSU (4/8/17)
Strikeouts:	11 - GSU (4/8/17)
BF:	29 - GSU (4/8/17)
Chances:	3 - Twice Last UAPB (4/26/16)
Putouts:	2 - LR (5/19/17)
Assists:	3 - UAPB (4/26/16)

CAREER STATISTICS																
	ERA	W-L	AP	GS	CG	SV	IP	H	R	ER	BB	SO	BF	AVG	WP	HB
2016	5.44	4-0	14	8	1	0	43.0	39	32	26	25	31	189	.248	2	3
2017	6.32	5-7	15	15	0	0	68.1	82	58	48	32	66	327	.292	11	7
2018	7.20	0-1	1	1	0	0	5.0	7	6	4	1	5	26	.318	1	2
Totals	6.03	9-8	30	24	1	0	116.1	128	96	78	58	102	542	.278	14	12



The Automated ScoreBook
 Overall Statistics for Arkansas State (as of Feb 27, 2018)
 (All games Sorted by Batting avg)



Record: 3-2 Home: 3-2 Away: 0-0 Conference: 0-0

Player	avg	gp-gs	ab	r	h	2b	3b	hr	rbi	tb	slg%	bb	hp	so	gdp	ob%	sf	sh	sb-att	po	a	e	fld%
Johnson, Tobias	.444	2-2	9	0	4	0	0	0	2	4	.444	1	0	0	0	.500	0	0	0-0	0	0	0	.000
Andersen, Logan	.429	5-5	14	2	6	0	1	0	3	8	.571	5	0	0	0	.579	0	0	1-1	19	0	0	1.000
Hawkins, Grant	.368	5-5	19	5	7	1	0	0	2	8	.421	4	1	5	0	.500	0	0	4-5	7	7	1	.933
MacDonald, Kyle	.313	5-5	16	5	5	0	0	1	2	8	.500	5	0	1	1	.476	0	0	0-0	38	1	2	.951
Brown, Jeremy	.250	5-5	16	5	4	2	0	0	2	6	.375	5	0	3	0	.409	1	0	1-1	8	13	1	.955
Jablonski, Jacob	.200	5-5	15	2	3	1	0	0	3	4	.267	3	1	7	0	.368	0	0	0-0	2	10	3	.800
Vaughan, Casey	.133	5-5	15	3	2	1	0	0	2	3	.200	2	1	6	0	.278	0	1	1-1	6	0	0	1.000
Tipton, Drew	.063	5-5	16	0	1	0	0	0	2	1	.063	1	1	7	0	.158	1	1	1-1	11	0	0	1.000
Ray, Cullen	.000	4-4	11	2	0	0	0	0	2	0	.000	2	0	6	1	.143	1	1	0-0	35	3	0	1.000

Powell, Austin	.333	2-1	3	0	1	0	0	0	0	1	.333	1	0	0	0	.500	0	0	0-0	5	1	0	1.000
Welch, Winston	.000	3-1	7	0	0	0	0	0	0	0	.000	0	0	3	0	.000	0	0	0-0	1	0	0	1.000
Squire, Caleb	.000	4-2	6	0	0	0	0	0	0	0	.000	0	1	3	0	.143	0	1	0-0	0	0	0	.000
Deshazier, Jaylon	.000	2-0	2	0	0	0	0	0	0	0	.000	0	0	1	0	.000	0	0	0-0	1	0	0	1.000
Leggo, Andrew	.000	3-0	1	0	0	0	0	0	0	0	.000	0	1	1	0	.500	0	0	0-0	0	0	1	.000
Wynn, Blake	.000	2-0	0	0	0	0	0	0	0	0	.000	1	0	0	0	1.000	0	0	0-0	1	0	0	1.000
Totals	.220	5	150	24	33	5	1	1	20	43	.287	30	6	43	2	.365	3	4	8-9	135	42	9	.952
Opponents	.242	5	178	35	43	9	1	3	35	63	.354	16	6	42	2	.323	1	3	7-9	127	40	6	.965

LOB - Team (42), Opp (34). DPs turned - Team (3), Opp (2). IBB - Team (1), Andersen, L. 1. Picked off - Hawkins, G. 1.

(All games Sorted by Earned run avg)

Player	era	w-l	app	gs	cg	sho	sv	ip	h	r	er	bb	so	2b	3b	hr	b/avg	wp	hp	bk	sfa	sha	
Welsh, Bradey	0.00	1-0	1	1	0	0/1	0	7.2	1	0	0	1	8	0	0	0	.038	1	0	0	0	0	
Alberius, Nate	2.03	1-0	2	2	0	0/1	0	13.1	8	4	3	2	11	0	0	1	.170	1	1	1	1	2	
Culbertson, Peyton	7.20	0-1	1	1	0	0/0	0	5.0	7	6	4	1	5	1	0	0	.318	1	2	0	0	1	

Wasson, Korey	0.00	0-0	1	0	0	0/0	0	1.0	3	4	0	1	0	1	0	0	.429	0	0	0	0	0	
Lannon, Payton	0.00	0-0	2	0	0	0/1	0	1.0	0	0	0	1	2	0	0	0	.000	0	0	0	0	0	
Ayers, Bryan	0.00	0-0	1	0	0	0/1	0	1.0	1	0	0	0	1	1	0	0	.250	1	0	0	0	0	
Kirby, Tanner	3.86	0-0	3	0	0	0/2	0	2.1	0	1	1	1	4	0	0	0	.000	0	0	0	0	0	
Kutzke, Jesse	5.40	1-0	2	0	0	0/1	1	1.2	1	1	1	2	3	1	0	0	.167	1	0	0	0	0	
Ritter, Bo	10.12	0-0	1	0	0	0/0	0	2.2	4	3	3	2	3	2	0	0	.333	1	0	0	0	0	
Patterson, Zachary	11.25	0-0	1	0	0	0/0	0	4.0	6	5	5	4	4	1	1	0	.333	0	0	0	0	0	
Lee, Coulton	12.46	0-1	1	1	0	0/0	0	4.1	8	6	6	0	0	2	0	1	.421	0	1	0	0	0	
Holt, Carter	45.00	0-0	1	0	0	0/0	0	1.0	4	5	5	1	1	0	0	1	.571	1	2	0	0	0	
Totals	5.60	3-2	5	5	0	2/2	1	45.0	43	35	28	16	42	9	1	3	.242	7	6	1	1	3	
Opponents	4.04	2-3	5	5	0	0/0	0	42.1	33	24	19	30	43	5	1	1	.220	11	6	1	3	4	

PB - Team (3), Powell, A. 2, Ray, Cu. 1, Opp (2). Pickoffs - Team (2), Culbertson 1, Lee, C. 1, Opp (1). SBA/ATT - Ray, Cu. (7-7), Alberius, N. (4-4), Lannon, P. (2-2), Ritter, B. (0-1), Lee, C. (0-1), Powell, A. (0-1), Kutzke, J. (1-1).



The Automated ScoreBook
Overall Statistics for Arkansas State (as of Feb 27, 2018)
(All games Sorted by Fielding pct)



Player	c	po	a	e	fld%	dp	sba	csb	sba%	pb	ci
Ray, Cullen	38	35	3	0	1.000	0	7	0	1.000	1	0
Andersen, Logan	19	19	0	0	1.000	0	0	0	---	0	0
Tipton, Drew	11	11	0	0	1.000	0	0	0	---	0	0
Powell, Austin	6	5	1	0	1.000	0	0	1	.000	2	0
Vaughan, Casey	6	6	0	0	1.000	0	0	0	---	0	0
Lee, Coulton	3	1	2	0	1.000	0	0	1	.000	0	0
Deshazier, Jaylon	1	1	0	0	1.000	0	0	0	---	0	0
Wynn, Blake	1	1	0	0	1.000	0	0	0	---	0	0
Welch, Winston	1	1	0	0	1.000	0	0	0	---	0	0
Culbertson, Peyton	1	0	1	0	1.000	0	0	0	---	0	0
Brown, Jeremy	22	8	13	1	.955	3	0	0	---	0	0
MacDonald, Kyle	41	38	1	2	.951	3	0	0	---	0	0
Hawkins, Grant	15	7	7	1	.933	0	0	0	---	0	0
Jablonski, Jacob	15	2	10	3	.800	2	0	0	---	0	0
Alberius, Nate	5	0	4	1	.800	0	4	0	1.000	0	0
Leggo, Andrew	1	0	0	1	.000	0	0	0	---	0	0
Johnson, Tobias	0	0	0	0	.000	0	0	0	---	0	0
Holt, Carter	0	0	0	0	.000	0	0	0	---	0	0
Kutzke, Jesse	0	0	0	0	.000	0	1	0	1.000	0	0
Ayers, Bryan	0	0	0	0	.000	0	0	0	---	0	0
Welsh, Bradey	0	0	0	0	.000	0	0	0	---	0	0
Kirby, Tanner	0	0	0	0	.000	0	0	0	---	0	0
Wasson, Korey	0	0	0	0	.000	0	0	0	---	0	0
Lannon, Payton	0	0	0	0	.000	0	2	0	1.000	0	0
Ritter, Bo	0	0	0	0	.000	0	0	1	.000	0	0
Squire, Caleb	0	0	0	0	.000	0	0	0	---	0	0
Patterson, Zachary	0	0	0	0	.000	0	0	0	---	0	0
Totals	186	135	42	9	.952	3	7	2	.778	3	0
Opponents	173	127	40	6	.965	2	8	1	.889	2	0

Hitting minimums - 1 Games 1.0 AB/Game 2.0 TPA/Game
Pitching minimums - 1 Games 1.0 IP/Game



The Automated ScoreBook
Game Results for Arkansas State (as of Mar 01, 2018)
(All games)



Date	Opponent		Score	Inns	Overall	Conference	Pitcher of record	Attend	Time
Feb 16, 2018	ILLINOIS STATE	w	1-0	9	1-0-0	0-0-0	Welsh, B. (W 1-0)	453	2:14
Feb 18, 2018	ILLINOIS STATE-1	L	3-18	9	1-1-0	0-0-0	Lee, C. (L 0-1)	-	3:11
Feb 18, 2018	ILLINOIS STATE-2	L	4-11	9	1-2-0	0-0-0	Culbertson (L 0-1)	445	3:15
Feb 20, 2018	SOUTHEAST MISSOURI	w	7-6	9	2-2-0	0-0-0	Kutzke, J. (W 1-0)	294	3:07
Feb 27, 2018	MISSISSIPPI VALLEY	w	9-0	9	3-2-0	0-0-0	Alberius, N. (W 1-0)	262	2:34

() extra inning game



The Automated ScoreBook
 Games Summary for Arkansas State (as of Mar 01, 2018)
 (All games)



Score by innings	1	2	3	4	5	6	7	8	9	Total
Arkansas State	7	0	3	2	2	2	5	2	1	24
Opponents	3	2	2	7	3	2	2	5	9	35

Record when ...

Overall	3-2	After 6 leading	3-0
Conference	0-0 trailing	0-2
Non-Conference	3-2 tied	0-0
Home games	3-2	After 7 leading	3-0
Away games	0-0 trailing	0-2
Neutral site	0-0 tied	0-0
Day games	1-2	After 8 leading	3-0
Night games	2-0 trailing	0-2
vs Left starter	0-2 tied	0-0
vs Right starter	3-0		
1-Run games	2-0	Hit 0 home runs	2-2
2-Run games	0-0	... 1 home run	1-0
5+Run games	1-2	... 2+ home runs	0-0
Extra innings	0-0		
Shutouts	2-0	Opponent 0 home runs	2-1
	 1 home run	1-0
	 2+ HRs	0-1
Scoring 0-2 runs	1-0		
..... 3-5 runs	0-2		
..... 6-9 runs	2-0	Made 0 errors	1-0
..... 10+ runs	0-0	... 1 error	0-0
		... 2+ errors	2-2
Opponent 0-2 runs	2-0		
..... 3-5 runs	0-0	Opp. made 0 errors	1-0
..... 6-9 runs	1-0 1 error	1-1
..... 10+ runs	0-2 2+ errors	1-1
Scored in 1st inning	1-2	Out-hit opponent	3-0
Opp. scored in 1st	1-1	Out-hit by opponent	0-2
Scores first	2-1	Hits are tied	0-0
Opp. scores first	1-1		

Record when team scores:

Runs	0	1	2	3	4	5	6	7	8	9	10+
W-L	0-0	1-0	0-0	0-1	0-1	0-0	0-0	1-0	0-0	1-0	0-0

Record when opponent scores:

Runs	0	1	2	3	4	5	6	7	8	9	10+
W-L	2-0	0-0	0-0	0-0	0-0	0-0	1-0	0-0	0-0	0-0	0-2

Record when leading after:

Inn.	1	2	3	4	5	6	7	8
W-L	1-1	1-1	1-1	2-0	2-0	3-0	3-0	3-0

Record when trailing after:

Inn.	1	2	3	4	5	6	7	8
W-L	1-1	1-1	1-1	1-2	0-2	0-2	0-2	0-2

Record when tied after:

Inn.	1	2	3	4	5	6	7	8
W-L	1-0	1-0	1-0	0-0	1-0	0-0	0-0	0-0

Current winning streak: 2
 Longest winning streak: 2
 Longest losing streak: 2

Home attendance : 1454 (4 dates avg = 363)

Away attendance : 0 (0 dates avg = 0)

Total attendance: 1454 (4 dates avg = 363)

The Automated ScoreBook
Individual Game-by-Game for Arkansas State (as of Mar 01, 2018)

#36 Alberius, Nate - 2 games (All games)

Date	Opponent	Pos	AB	R	H	RBI	2B	3B	HR	BB	SB	CS	HBP	SAC	SF	GDP	K	PO	A	E	Avg
Feb 20	SOUTHEAST MISSOU	*p	0	0	0	0	0	0	0	0	0	0	0	0	0	0	0	0	2	1	.000
Feb 27	MISSISSIPPI VALLEY	*p	0	0	0	0	0	0	0	0	0	0	0	0	0	0	0	0	2	0	.000
Totals		2gs	0	0	0	0	0	0	0	0	0	0	0	0	0	0	0	0	4	1	.000

On base pct. .000 • Slugging pct. .000

#36 Alberius, Nate - 2 appearances (All games)

Date	Opponent	GS	IP	H	R	ER	BB	SO	2B	3B	HR	WP	BK	HBP	IBB	Score	W-L	Sv	ERA	NP
Feb 20	SOUTHEAST MISSOU	*	6.1	4	4	3	2	2	0	0	1	1	0	1	0	7-6	0-0	0	4.26	88
Feb 27	MISSISSIPPI VALLEY	*	7.0	4	0	0	0	9	0	0	0	0	1	0	0	9-0	1-0	0	2.03	95
Totals		2	13.1	8	4	3	2	11	0	0	1	1	1	1	0	16-6	1-0	0	2.03	-

#20 Andersen, Logan - 5 games (All games)

Date	Opponent	Pos	AB	R	H	RBI	2B	3B	HR	BB	SB	CS	HBP	SAC	SF	GDP	K	PO	A	E	Avg
Feb 16	ILLINOIS STATE	*of	3	0	0	0	0	0	0	0	0	0	0	0	0	0	0	4	0	0	.000
Feb 18	ILLINOIS STATE-1	*of	3	0	1	1	0	0	0	0	0	0	0	0	0	0	0	5	0	0	.167
Feb 18	ILLINOIS STATE-2	*of	3	0	2	0	0	0	0	1	0	0	0	0	0	0	0	4	0	0	.333
Feb 20	SOUTHEAST MISSOU	*of	3	1	2	1	0	1	0	2	0	0	0	0	0	0	0	6	0	0	.417
Feb 27	MISSISSIPPI VALLEY	*of	2	1	1	1	0	0	0	2	1	0	0	0	0	0	0	0	0	0	.429
Totals		5gs	14	2	6	3	0	1	0	5	1	0	0	0	0	0	0	19	0	0	.429

On base pct. .579 • Slugging pct. .571

#16 Ayers, Bryan - 1 appearance (All games)

Date	Opponent	GS	IP	H	R	ER	BB	SO	2B	3B	HR	WP	BK	HBP	IBB	Score	W-L	Sv	ERA	NP
Feb 27	MISSISSIPPI VALLEY		1.0	1	0	0	0	1	1	0	0	1	0	0	0	9-0	0-0	0	0.00	16
Totals		0	1.0	1	0	0	0	1	1	0	0	1	0	0	0	9-0	0-0	0	0.00	-

#9 Brown, Jeremy - 5 games (All games)

Date	Opponent	Pos	AB	R	H	RBI	2B	3B	HR	BB	SB	CS	HBP	SAC	SF	GDP	K	PO	A	E	Avg
Feb 16	ILLINOIS STATE	*2b	2	0	0	0	0	0	0	1	0	0	0	0	0	0	0	1	1	0	.000
Feb 18	ILLINOIS STATE-1	*2b	3	2	2	1	1	0	0	1	0	0	0	0	0	0	1	4	3	1	.400
Feb 18	ILLINOIS STATE-2	*2b	5	1	1	0	1	0	0	0	1	0	0	0	0	0	1	0	3	0	.300
Feb 20	SOUTHEAST MISSOU	*2b	4	0	1	1	0	0	0	0	0	0	0	0	1	0	0	1	3	0	.286
Feb 27	MISSISSIPPI VALLEY	*2b	2	2	0	0	0	0	0	3	0	0	0	0	0	0	1	2	3	0	.250
Totals		5gs	16	5	4	2	2	0	0	5	1	0	0	0	1	0	3	8	13	1	.250

On base pct. .409 • Slugging pct. .375

#17 Culbertson, Peyton - 1 game (All games)

Date	Opponent	Pos	AB	R	H	RBI	2B	3B	HR	BB	SB	CS	HBP	SAC	SF	GDP	K	PO	A	E	Avg
Feb 18	ILLINOIS STATE-2	*p	0	0	0	0	0	0	0	0	0	0	0	0	0	0	0	0	1	0	.000
Totals		1gs	0	0	0	0	0	0	0	0	0	0	0	0	0	0	0	0	1	0	.000

On base pct. .000 • Slugging pct. .000

#17 Culbertson, Peyton - 1 appearance (All games)

Date	Opponent	GS	IP	H	R	ER	BB	SO	2B	3B	HR	WP	BK	HBP	IBB	Score	W-L	Sv	ERA	NP
Feb 18	ILLINOIS STATE-2	*	5.0	7	6	4	1	5	1	0	0	1	0	2	0	4-11	0-1	0	7.20	80
Totals		1	5.0	7	6	4	1	5	1	0	0	1	0	2	0	4-11	0-1	0	7.20	-

The Automated ScoreBook
Individual Game-by-Game for Arkansas State (as of Mar 01, 2018)

#34 Deshazier, Jaylon - 2 games (All games)

Date	Opponent	Pos	AB	R	H	RBI	2B	3B	HR	BB	SB	CS	HBP	SAC	SF	GDP	K	PO	A	E	Avg
Feb 18	ILLINOIS STATE-1	ph/of	1	0	0	0	0	0	0	0	0	0	0	0	0	0	1	0	0	0	.000
Feb 27	MISSISSIPPI VALLEY	ph/of	1	0	0	0	0	0	0	0	0	0	0	0	0	0	0	1	0	0	.000
Totals		0gs	2	0	0	0	0	0	0	0	0	0	0	0	0	0	1	1	0	0	.000

On base pct. .000 • Slugging pct. .000

#1 Hawkins, Grant - 5 games (All games)

Date	Opponent	Pos	AB	R	H	RBI	2B	3B	HR	BB	SB	CS	HBP	SAC	SF	GDP	K	PO	A	E	Avg
Feb 16	ILLINOIS STATE	*ss	3	0	0	0	0	0	0	1	0	0	0	0	0	0	2	1	0	1	.000
Feb 18	ILLINOIS STATE-1	*ss	5	1	1	0	1	0	0	0	0	0	0	0	0	0	0	2	2	0	.125
Feb 18	ILLINOIS STATE-2	*ss	5	1	3	1	0	0	0	0	1	1	0	0	0	0	1	2	1	0	.308
Feb 20	SOUTHEAST MISSOU	*ss	3	2	1	1	0	0	0	1	0	0	1	0	0	0	1	1	3	0	.312
Feb 27	MISSISSIPPI VALLEY	*ss	3	1	2	0	0	0	0	2	3	0	0	0	0	0	1	1	1	0	.368
Totals		5gs	19	5	7	2	1	0	0	4	4	1	1	0	0	0	5	7	7	1	.368

On base pct. .500 • Slugging pct. .421

#23 Holt, Carter - 1 appearance (All games)

Date	Opponent	GS	IP	H	R	ER	BB	SO	2B	3B	HR	WP	BK	HBP	IBB	Score	W-L	Sv	ERA	NP
Feb 18	ILLINOIS STATE-1		1.0	4	5	5	1	1	0	0	1	1	0	2	0	3-18	0-0	0	45.00	21
Totals		0	1.0	4	5	5	1	1	0	0	1	1	0	2	0	3-18	0-0	0	45.00	-

#19 Jablonski, Jacob - 5 games (All games)

Date	Opponent	Pos	AB	R	H	RBI	2B	3B	HR	BB	SB	CS	HBP	SAC	SF	GDP	K	PO	A	E	Avg
Feb 16	ILLINOIS STATE	*3b	3	0	0	0	0	0	0	0	0	0	0	0	0	0	2	0	3	1	.000
Feb 18	ILLINOIS STATE-1	*3b	2	0	0	0	0	0	0	1	0	0	0	0	0	0	1	1	3	1	.000
Feb 18	ILLINOIS STATE-2	*3b	3	1	1	0	0	0	0	1	0	0	0	0	0	0	0	0	2	1	.125
Feb 20	SOUTHEAST MISSOU	*3b	4	1	1	1	0	0	0	0	0	0	1	0	0	0	2	1	1	0	.167
Feb 27	MISSISSIPPI VALLEY	*3b	3	0	1	2	1	0	0	1	0	0	0	0	0	0	2	0	1	0	.200
Totals		5gs	15	2	3	3	1	0	0	3	0	0	1	0	0	0	7	2	10	3	.200

On base pct. .368 • Slugging pct. .267

#5 Johnson, Tobias - 2 games (All games)

Date	Opponent	Pos	AB	R	H	RBI	2B	3B	HR	BB	SB	CS	HBP	SAC	SF	GDP	K	PO	A	E	Avg
Feb 20	SOUTHEAST MISSOU	*dh	4	0	3	2	0	0	0	1	0	0	0	0	0	0	0	0	0	0	.750
Feb 27	MISSISSIPPI VALLEY	*dh	5	0	1	0	0	0	0	0	0	0	0	0	0	0	0	0	0	0	.444
Totals		2gs	9	0	4	2	0	0	0	1	0	0	0	0	0	0	0	0	0	0	.444

On base pct. .500 • Slugging pct. .444

#38 Kirby, Tanner - 3 appearances (All games)

Date	Opponent	GS	IP	H	R	ER	BB	SO	2B	3B	HR	WP	BK	HBP	IBB	Score	W-L	Sv	ERA	NP
Feb 16	ILLINOIS STATE		0.2	0	0	0	0	1	0	0	0	0	0	0	0	1-0	0-0	0	0.00	8
Feb 20	SOUTHEAST MISSOU		0.2	0	1	1	1	0	0	0	0	0	0	0	0	7-6	0-0	0	6.75	9
Feb 27	MISSISSIPPI VALLEY		1.0	0	0	0	0	3	0	0	0	0	0	0	0	9-0	0-0	0	3.86	18
Totals		0	2.1	0	1	1	1	4	0	0	0	0	0	0	0	17-6	0-0	0	3.86	-

#35 Kutzke, Jesse - 2 appearances (All games)

Date	Opponent	GS	IP	H	R	ER	BB	SO	2B	3B	HR	WP	BK	HBP	IBB	Score	W-L	Sv	ERA	NP
Feb 16	ILLINOIS STATE		0.2	0	0	0	0	1	0	0	0	0	0	0	0	1-0	0-0	1	0.00	6
Feb 20	SOUTHEAST MISSOU		1.0	1	1	1	2	2	1	0	0	1	0	0	0	7-6	1-0	1	5.40	23
Totals		0	1.2	1	1	1	2	3	1	0	0	1	0	0	0	8-6	1-0	1	5.40	-

The Automated ScoreBook
Individual Game-by-Game for Arkansas State (as of Mar 01, 2018)

#40 Lannon, Payton - 2 appearances (All games)

Date	Opponent	GS	IP	H	R	ER	BB	SO	2B	3B	HR	WP	BK	HBP	IBB	Score	W-L	Sv	ERA	NP
Feb 16	ILLINOIS STATE		0.0	0	0	0	1	0	0	0	0	0	0	0	0	1-0	0-0	0	0.00	4
Feb 20	SOUTHEAST MISSOU		1.0	0	0	0	0	2	0	0	0	0	0	0	0	7-6	0-0	0	0.00	18
Totals		0	1.0	0	0	0	1	2	0	0	0	0	0	0	0	8-6	0-0	0	0.00	-

#14 Lee, Coulton - 1 game (All games)

Date	Opponent	Pos	AB	R	H	RBI	2B	3B	HR	BB	SB	CS	HBP	SAC	SF	GDP	K	PO	A	E	Avg	
Feb 18	ILLINOIS STATE-1	*p	0	0	0	0	0	0	0	0	0	0	0	0	0	0	0	1	2	0	0	.000
Totals		1gs	0	0	0	0	0	0	0	0	0	0	0	0	0	0	0	1	2	0	0	.000

On base pct. .000 • Slugging pct. .000

#14 Lee, Coulton - 1 appearance (All games)

Date	Opponent	GS	IP	H	R	ER	BB	SO	2B	3B	HR	WP	BK	HBP	IBB	Score	W-L	Sv	ERA	NP
Feb 18	ILLINOIS STATE-1	*	4.1	8	6	6	0	0	2	0	1	0	0	1	0	3-18	0-1	0	12.46	66
Totals		1	4.1	8	6	6	0	0	2	0	1	0	0	1	0	3-18	0-1	0	12.46	-

#7 Leggo, Andrew - 3 games (All games)

Date	Opponent	Pos	AB	R	H	RBI	2B	3B	HR	BB	SB	CS	HBP	SAC	SF	GDP	K	PO	A	E	Avg	
Feb 18	ILLINOIS STATE-1	ph/3b	1	0	0	0	0	0	0	0	0	0	0	0	0	0	0	0	0	0	0	.000
Feb 20	SOUTHEAST MISSOU	pr/dh	0	0	0	0	0	0	0	0	0	0	0	0	0	0	0	0	0	0	0	.000
Feb 27	MISSISSIPPI VALLEY	ph/3b	0	0	0	0	0	0	0	0	0	0	1	0	0	0	0	0	0	0	0	.000
Totals		0gs	1	0	0	0	0	0	0	0	0	0	1	0	0	0	0	0	0	0	0	.000

On base pct. .500 • Slugging pct. .000

#8 MacDonald, Kyle - 5 games (All games)

Date	Opponent	Pos	AB	R	H	RBI	2B	3B	HR	BB	SB	CS	HBP	SAC	SF	GDP	K	PO	A	E	Avg
Feb 16	ILLINOIS STATE	*1b	2	1	2	1	0	0	1	1	0	0	0	0	0	0	0	4	0	0	1.000
Feb 18	ILLINOIS STATE-1	*1b	3	0	0	0	0	0	0	1	0	0	0	0	0	1	1	7	1	0	.400
Feb 18	ILLINOIS STATE-2	*1b	4	0	0	0	0	0	0	1	0	0	0	0	0	0	0	8	0	1	.222
Feb 20	SOUTHEAST MISSOU	*1b	4	2	1	0	0	0	0	1	0	0	0	0	0	0	0	10	0	1	.231
Feb 27	MISSISSIPPI VALLEY	*1b	3	2	2	1	0	0	0	1	0	0	0	0	0	0	0	9	0	0	.312
Totals		5gs	16	5	5	2	0	0	1	5	0	0	0	0	0	1	1	38	1	2	.312

On base pct. .476 • Slugging pct. .500

#32 Patterson, Zachary - 1 appearance (All games)

Date	Opponent	GS	IP	H	R	ER	BB	SO	2B	3B	HR	WP	BK	HBP	IBB	Score	W-L	Sv	ERA	NP
Feb 18	ILLINOIS STATE-2		4.0	6	5	5	4	4	1	1	0	0	0	0	0	4-11	0-0	0	11.25	94
Totals		0	4.0	6	5	5	4	4	1	1	0	0	0	0	0	4-11	0-0	0	11.25	-

#12 Powell, Austin - 2 games (All games)

Date	Opponent	Pos	AB	R	H	RBI	2B	3B	HR	BB	SB	CS	HBP	SAC	SF	GDP	K	PO	A	E	Avg
Feb 18	ILLINOIS STATE-1	*c	3	0	1	0	0	0	0	1	0	0	0	0	0	0	0	4	1	0	.333
Feb 27	MISSISSIPPI VALLEY	c	0	0	0	0	0	0	0	0	0	0	0	0	0	0	0	1	0	0	.333
Totals		1gs	3	0	1	0	0	0	0	1	0	0	0	0	0	0	0	5	1	0	.333

On base pct. .500 • Slugging pct. .333

The Automated ScoreBook
Individual Game-by-Game for Arkansas State (as of Mar 01, 2018)

#25 Ray, Cullen - 4 games (All games)

Date	Opponent	Pos	AB	R	H	RBI	2B	3B	HR	BB	SB	CS	HBP	SAC	SF	GDP	K	PO	A	E	Avg
Feb 16	ILLINOIS STATE	*c	3	0	0	0	0	0	0	0	0	0	0	0	0	0	3	10	0	0	.000
Feb 18	ILLINOIS STATE-2	*c	3	1	0	0	0	0	0	1	0	0	0	0	0	0	1	8	2	0	.000
Feb 20	SOUTHEAST MISSOU	*c	4	0	0	0	0	0	0	0	0	0	0	0	0	1	2	6	0	0	.000
Feb 27	MISSISSIPPI VALLEY	*c	1	1	0	2	0	0	0	1	0	0	0	1	1	0	0	11	1	0	.000
Totals		4gs	11	2	0	2	0	0	0	2	0	0	0	1	1	1	6	35	3	0	.000

On base pct. .143 • Slugging pct. .000

#21 Ritter, Bo - 1 appearance (All games)

Date	Opponent	GS	IP	H	R	ER	BB	SO	2B	3B	HR	WP	BK	HBP	IBB	Score	W-L	Sv	ERA	NP
Feb 18	ILLINOIS STATE-1		2.2	4	3	3	2	3	2	0	0	1	0	0	0	3-18	0-0	0	10.12	56
Totals		0	2.2	4	3	3	2	3	2	0	0	1	0	0	0	3-18	0-0	0	10.12	-

#10 Squire, Caleb - 4 games (All games)

Date	Opponent	Pos	AB	R	H	RBI	2B	3B	HR	BB	SB	CS	HBP	SAC	SF	GDP	K	PO	A	E	Avg
Feb 16	ILLINOIS STATE	*dh	3	0	0	0	0	0	0	0	0	0	0	0	0	0	1	0	0	0	.000
Feb 18	ILLINOIS STATE-1	*dh	2	0	0	0	0	0	0	0	0	0	0	1	0	0	1	0	0	0	.000
Feb 20	SOUTHEAST MISSOU	ph	0	0	0	0	0	0	0	0	0	0	1	0	0	0	0	0	0	0	.000
Feb 27	MISSISSIPPI VALLEY	ph	1	0	0	0	0	0	0	0	0	0	0	0	0	0	1	0	0	0	.000
Totals		2gs	6	0	0	0	0	0	0	0	0	0	1	1	0	0	3	0	0	0	.000

On base pct. .143 • Slugging pct. .000

#26 Tipton, Drew - 5 games (All games)

Date	Opponent	Pos	AB	R	H	RBI	2B	3B	HR	BB	SB	CS	HBP	SAC	SF	GDP	K	PO	A	E	Avg
Feb 16	ILLINOIS STATE	*of	3	0	0	0	0	0	0	0	0	0	0	0	0	0	3	6	0	0	.000
Feb 18	ILLINOIS STATE-1	*of	4	0	0	0	0	0	0	0	0	0	0	0	0	0	1	1	0	0	.000
Feb 18	ILLINOIS STATE-2	*of	3	0	0	1	0	0	0	1	1	0	1	0	0	0	1	2	0	0	.000
Feb 20	SOUTHEAST MISSOU	*of	3	0	1	0	0	0	0	0	0	0	0	1	0	0	1	1	0	0	.077
Feb 27	MISSISSIPPI VALLEY	*of	3	0	0	1	0	0	0	0	0	0	0	0	1	0	1	1	0	0	.062
Totals		5gs	16	0	1	2	0	0	0	1	1	0	1	1	1	0	7	11	0	0	.062

On base pct. .158 • Slugging pct. .062

#6 Vaughan, Casey - 5 games (All games)

Date	Opponent	Pos	AB	R	H	RBI	2B	3B	HR	BB	SB	CS	HBP	SAC	SF	GDP	K	PO	A	E	Avg
Feb 16	ILLINOIS STATE	*of	3	0	0	0	0	0	0	0	0	0	0	0	0	0	3	1	0	0	.000
Feb 18	ILLINOIS STATE-1	*of	2	0	0	0	0	0	0	1	0	0	0	0	0	0	0	1	0	0	.000
Feb 18	ILLINOIS STATE-2	*of	4	0	0	0	0	0	0	0	0	0	0	0	0	0	2	3	0	0	.000
Feb 20	SOUTHEAST MISSOU	*of	3	1	1	0	1	0	0	1	1	0	0	1	0	0	1	1	0	0	.083
Feb 27	MISSISSIPPI VALLEY	*of	3	2	1	2	0	0	0	0	0	0	1	0	0	0	0	0	0	0	.133
Totals		5gs	15	3	2	2	1	0	0	2	1	0	1	1	0	0	6	6	0	0	.133

On base pct. .278 • Slugging pct. .200

#30 Wasson, Korey - 1 appearance (All games)

Date	Opponent	GS	IP	H	R	ER	BB	SO	2B	3B	HR	WP	BK	HBP	IBB	Score	W-L	Sv	ERA	NP
Feb 18	ILLINOIS STATE-1		1.0	3	4	0	1	0	1	0	0	0	0	0	0	3-18	0-0	0	0.00	24
Totals		0	1.0	3	4	0	1	0	1	0	0	0	0	0	0	3-18	0-0	0	0.00	-

The Automated ScoreBook
 Individual Game-by-Game for Arkansas State (as of Mar 01, 2018)

#15 Welch, Winston - 3 games (All games)

Date	Opponent	Pos	AB	R	H	RBI	2B	3B	HR	BB	SB	CS	HBP	SAC	SF	GDP	K	PO	A	E	Avg
Feb 18	ILLINOIS STATE-1	ph/dh	2	0	0	0	0	0	0	0	0	0	0	0	0	0	1	0	0	0	.000
Feb 18	ILLINOIS STATE-2	*dh	4	0	0	0	0	0	0	0	0	0	0	0	0	0	2	0	0	0	.000
Feb 27	MISSISSIPPI VALLEY	ph/1b	1	0	0	0	0	0	0	0	0	0	0	0	0	0	0	1	0	0	.000
Totals		1gs	7	0	0	0	0	0	0	0	0	0	0	0	0	0	3	1	0	0	.000

On base pct. .000 • Slugging pct. .000

#27 Welsh, Bradey - 1 appearance (All games)

Date	Opponent	GS	IP	H	R	ER	BB	SO	2B	3B	HR	WP	BK	HBP	IBB	Score	W-L	Sv	ERA	NP
Feb 16	ILLINOIS STATE	*	7.2	1	0	0	1	8	0	0	0	1	0	0	0	1-0	1-0	0	0.00	90
Totals		1	7.2	1	0	0	1	8	0	0	0	1	0	0	0	1-0	1-0	0	0.00	-

#39 Wynn, Blake - 2 games (All games)

Date	Opponent	Pos	AB	R	H	RBI	2B	3B	HR	BB	SB	CS	HBP	SAC	SF	GDP	K	PO	A	E	Avg
Feb 18	ILLINOIS STATE-1	ph/of	0	0	0	0	0	0	0	1	0	0	0	0	0	0	0	1	0	0	.000
Feb 27	MISSISSIPPI VALLEY	of	0	0	0	0	0	0	0	0	0	0	0	0	0	0	0	0	0	0	.000
Totals		0gs	0	0	0	0	0	0	0	1	0	0	0	0	0	0	0	1	0	0	.000

On base pct. 1.000 • Slugging pct. .000

NCAA Statistics

Arkansas St. - 2017-18 Baseball Ranking Summary thru games 02/28/2018

Statistic	National Rank	Conference Rank	Value	National Leader	Value	Conference Leader	Value
Base on Balls (293 ranked)	137	7	30	South Ala.	69	South Ala.	69
Batting Average (293 ranked)	242	10	0.220	Tennessee Tech	0.393	Coastal Caro.	0.294
Double Plays (279 ranked)	229	11	3	North Dakota St.	14	Georgia St.	13
Double Plays Per Game (292 ranked)	201	8	0.60	Georgia St.	1.86	Georgia St.	1.86
Doubles (291 ranked)	266	12	5	Vanderbilt	29	Coastal Caro.	28
Doubles Per Game (292 ranked)	234	12	1.00	Tennessee Tech	3.43	Coastal Caro.	2.80
Earned Run Average (293 ranked)	208	11	5.60	St. John's (NY)	0.98	Coastal Caro.	3.13
Fielding Percentage (293 ranked)	258	12	0.952	Southern California	0.997	Louisiana	0.984
Hit Batters (281 ranked)	180	12	6	Florida A&M	22	Louisiana	20
Hit by Pitch (286 ranked)	175	9	6	Texas Tech	27	La.-Monroe	15
Hits (293 ranked)	274	12	33	Vanderbilt	128	Coastal Caro.	104
Hits Allowed Per Nine Innings (293 ranked)	127	8	8.60	Texas Tech Stetson	5.00 5.00	Texas St.	6.39
Home Runs (253 ranked)	253	11	1	Tennessee Tech CSUN	22 22	Troy	13
Home Runs Per Game (281 ranked)	260	11	0.20	Tennessee Tech	3.14	Troy	1.44
On Base Percentage (293 ranked)	109	7	0.365	New Mexico St.	0.503	La.-Monroe	0.419
Runs (293 ranked)	241	11	24	New Mexico St.	121	Coastal Caro.	85
Sacrifice Bunts (216 ranked)	83	3	4	Georgia Fresno St.	11 11	Little Rock Louisiana	5 5
Sacrifice Flies (202 ranked)	100	9	3	New Mexico St. Middle Tenn.	9 9	La.-Monroe South Ala.	6 6
Scoring (293 ranked)	159	10	4.8	New Mexico St.	15.1	La.-Monroe	9.0
Shutouts (22 ranked)	6	1	2	5 teams tied	3	Arkansas St.	2
Slugging Percentage (293 ranked)	261	11	0.287	Tennessee Tech	0.736	Coastal Caro.	0.486
Stolen Bases (272 ranked)	99	6	8	Southeastern La.	39	Coastal Caro.	19
Stolen Bases Per Game (281 ranked)	41	4	1.60	Southeastern La.	4.33	Coastal Caro.	1.90
Strikeout-to-Walk Ratio (293 ranked)	77	3	2.63	Texas A&M	5.47	Appalachian St.	3.33
Strikeouts Per Nine Innings (293 ranked)	141	6	8.4	Mercer	13.1	Little Rock	9.6
Triple Plays (1 ranked)				LIU Brooklyn	1		
Triples (123 ranked)	123	4	1	Texas A&M	8	UT Arlington	4
Triples Per Game (224 ranked)	126	3	0.20	Northwestern	1.00	UT Arlington	0.80
WHIP (293 ranked)	83	4	1.31	Stetson	0.86	Coastal Caro.	1.14
WL Pct (273 ranked)	98	4	0.600	13 teams tied	1.000	Coastal Caro.	0.800
Walks Allowed Per Nine Innings (293 ranked)	79	4	3.20	Saint Mary's (CA)	1.65	Appalachian St.	2.70

Statistic	Player	National Rank	Conference Rank	Value	National Leader	Value	Conference Leader	Value
Base on Balls (116 ranked)					Travis Swaggerty, South Ala.	14	Travis Swaggerty, South Ala.	14
Base on Balls Per Game (150 ranked)	Logan Andersen Jeremy Brown Kyle MacDonald	71 71 71	8 8 8	1.00 1.00 1.00	Lars Nootbaar, Southern California	1.63	Travis Swaggerty, South Ala.	1.56
Batting Average (247 ranked)	Logan Andersen	116	3	0.429	Keith Holcombe, Alabama	0.625	Phil Bertiaume, UT Arlington Matt Sanders, Troy	0.444 0.444
Complete Games (1 ranked)					22 players tied	1	Chandler Fidel, Little Rock Cole Townsend, Little Rock	1 1
Doubles (144 ranked)					Mason Fishback, New Mexico St.	7	Troy Alexander, Little Rock	6
Doubles Per Game (149 ranked)					Dan Schock, Sacred Heart Owen Vonesslinger, Fairleigh Dickinson	1.00 1.00	Braedon Barrett, La.-Monroe	0.71
Earned Run Average (197 ranked)	Bradey Welsh	1	1	0.00	93 players tied	0.00	David Johnson, Ga. Southern Bradey Welsh, Arkansas St. Bryan White, Georgia St.	0.00 0.00 0.00
Games Started (10 ranked)	Nate Alberius	10	2	2	9 players tied	3	Rush Hixon, Troy	3
Hit Batters (59 ranked)					Cooper Chandler, Pepperdine Pedro de los Rios, Florida A&M	7 7	Chandler Fidel, Little Rock	6
Hit By Pitch Per Game (136 ranked)					Austin Miller, Northern Colo.	1.00	Christian Avant, Ga. Southern	0.57
Hit by Pitch (82 ranked)					Heston Kjerstad, Arkansas Austin Miller, Northern Colo. Troy Squires, Kentucky	7 7 7	Christian Avant, Ga. Southern Steven Curry, Ga. Southern	4 4
Hits (129 ranked)					Gage Canning, Arizona St.	21	Dylan Hardy, South Ala. Matt Sanders, Troy Cory Wood, Coastal Caro.	16 16 16
Hits Allowed Per Nine Innings (146 ranked)	Bradey Welsh	7	1	1.17	Seamus Brazill, Hofstra Brandon Fox, Central Conn. St. Riley Ornido, San Francisco	0.00 0.00 0.00	Bradey Welsh, Arkansas St.	1.17
Hits Per Game (140 ranked)					Greg Cullen, Niagara	3.00	Dylan Hardy, South Ala. Matt Sanders, Troy	1.78 1.78
Home Runs (102 ranked)					Brett Kinneman, NC State	7	Matt Sanders, Troy Kevin Woodall Jr., Coastal Caro.	4 4
Home Runs Per Game (142 ranked)					Kevin Brophy, West Virginia	0.83	Matt Sanders, Troy	0.44
On Base Percentage (150 ranked)	Logan Andersen	44	3	0.579	Andrew Rosa, Oklahoma St.	0.682	Phil Bertiaume, UT Arlington	0.615
Pitching Appearances (105 ranked)					20 players tied	6	Justin Garcia, Little Rock Braxton Johns, Ga. Southern	6 6
Runs (110 ranked)					Alex Junior, Tennessee Tech	20	Seth Lancaster, Coastal Caro.	15
Runs Batted In (134 ranked)					Brett Kinneman, NC State	23	Peyton LaCoste, La.-Monroe	16
Runs Batted In Per Game (146 ranked)					Noah Haupt, New Mexico St.	2.83	Peyton LaCoste, La.-Monroe	2.00
Runs Per Game (149 ranked)					Alex Junior, Tennessee Tech	2.86	Braedon Barrett, La.-Monroe	1.86
Sacrifice Bunts (39 ranked)					Korby Batesole, Fresno St. Matt McDermott, William & Mary	5 5	Kennon Fontenot, Louisiana	3
Sacrifice Bunts Per Game (134 ranked)	Cullen Ray Caleb Squire	84 84	2 2	0.25 0.25	Michael Morgan, James Madison Brett Rasso, Saint Mary's (CA) Jonathan Weeks, Hawaii	0.57 0.57 0.57	Kennon Fontenot, Louisiana	0.38
Sacrifice Flies (102 ranked)	Jeremy Brown Cullen Ray Drew Tipton	102 102 102	8 8 8	1 1 1	David Anaya, Incarnate Word	4	7 players tied	2
Saves (94 ranked)	Jesse Kutzke	94	4	1	6 players tied	4	Logan Stoelke, Louisiana	3
Slugging Percentage (247 ranked)					Andrew Vaughn, California	1.208	Matt Sanders, Troy	0.917
Stolen Bases (99 ranked)	Grant Hawkins	47	6	4	Max Schuemann, Eastern Mich.	9	Marcus Ragan, Little Rock	7
Stolen Bases Per Game (148 ranked)	Grant Hawkins	12	1	0.80	Max Schuemann, Eastern Mich.	1.13	Grant Hawkins, Arkansas St.	0.80
Strikeout-to-Walk Ratio (149 ranked)	Bradey Welsh	79	5	8.00	Edgar Gonzalez, Fresno St.	26.00	Colten Schmidt, Louisiana	15.00
Strikeouts (111 ranked)					Edgar Gonzalez, Fresno St.	26	Justin Garcia, Little Rock	23
Strikeouts Per Nine Innings (148 ranked)					Noah Song, Navy	20.45	Justin Garcia, Little Rock	16.34
Total Bases (136 ranked)					Brett Kinneman, NC State	45	Matt Sanders, Troy	33
Toughest to Strike Out (141 ranked)	Logan Andersen Kyle MacDonald	1 89	1 5	0.0 16.0	28 players tied	0.0	Omar Salinas, UT Arlington Logan Andersen, Arkansas St.	0.0 0.0
Triples (41 ranked)	Logan Andersen	41	3	1	Zach Deloach, Texas A&M	4	Chase Coker, Little Rock	3
Triples Per Game (111 ranked)	Logan Andersen	48	3	0.20	Zach Deloach, Texas A&M	0.44	Noah Vaughan, UT Arlington	0.40
Victories (147 ranked)	Nate Alberius Jesse Kutzke Bradey Welsh	147 147 147	8 8 8	1 1 1	4 players tied	3	7 players tied	2
WHIP (149 ranked)	Bradey Welsh Nate Alberius	3 110	1 5	0.26 0.75	Riley Ornido, San Francisco	0.13	Bradey Welsh, Arkansas St.	0.26
Walks Allowed Per Nine Innings (142 ranked)					58 players tied	0.00	Scott Kobos, Coastal Caro.	0.00