



2018 ARKANSAS STATE BASEBALL

Dennen Cuthbertson, Media Relations Assistant • Office: 870-972-3383 • Cell: 870-820-0594

Email: mcuthbertson@astate.edu • Mailing Address: P.O. Box 1000, State University, AR 72467



Arkansas State Baseball



@AStateBaseball #AStateBSB



arkansasstatebaseball

2018 Schedule/Results

FEBRUARY

Date	Opponent	Time/Result
F16	Illinois State	W, 1-0
F17	Illinois State	L, 18-3
F18	Illinois State	L, 11-4
F20	Southeast Missouri	W, 7-6
F23	UAB	Cancelled
F24	UAB	Cancelled
F25	UAB	Cancelled
F27	Mississippi Valley State	W, 9-0
F28	Mississippi Valley State	Cancelled

MARCH

M2	at New Orleans	L, 2-1 (11)
M3	at New Orleans	W, 12-3
M4	at New Orleans	W, 6-3
M6	UT Martin	W, 13-5
M9	at Missouri State	3:00 p.m.
M10	at Missouri State	2:00 p.m.
M11	at Missouri State	1:00 p.m.
M13	Southern Illinois	6:00 p.m.
M16	Coastal Carolina*	6:30 p.m.
M17	Coastal Carolina*	6:30 p.m.
M18	Coastal Carolina*	1:00 p.m.
M20	at Missouri	6:30 p.m.
M21	at Missouri	4:00 p.m.
M23	at ULM*	6:00 p.m.
M24	at ULM*	2:00 p.m.
M25	at ULM*	1:00 p.m.
M27	at Southern Illinois	5:00 p.m.
M29	Louisiana*	6:30 p.m.
M30	Louisiana*	6:30 p.m.
M31	Louisiana*	1:00 p.m.

APRIL

A3	at Southeast Missouri	6:00 p.m.
A6	at Georgia State*	5:00 p.m.
A7	at Georgia State*	1:00 p.m.
A8	at Georgia State*	12:00 p.m.
A10	at Memphis	6:30 p.m.
A11	Memphis	6:30 p.m.
A13	at UT Arlington*	6:30 p.m.
A14	at UT Arlington*	2:00 p.m.
A15	at UT Arlington*	1:00 p.m.
A18	at Ole Miss	6:30 p.m.
A20	Troy*	6:30 p.m.
A21	Troy*	6:30 p.m.
A22	Troy*	1:00 p.m.
A24	Central Arkansas	6:30 p.m.
A28	at South Alabama*	6:30 p.m.
A29	at South Alabama*	6:30 p.m.
A30	at South Alabama*	1:00 p.m.

MAY

M4	Texas State*	6:30 p.m.
M5	Texas State*	6:30 p.m.
M6	Texas State*	1:00 p.m.
M8	at Central Arkansas	6:00 p.m.
M11	Georgia Southern*	6:30 p.m.
M12	Georgia Southern*	6:30 p.m.
M13	Georgia Southern*	1:00 p.m.
M15	Ole Miss	6:30 p.m.
M17	at Little Rock*	6:00 p.m.
M18	at Little Rock*	2:00 p.m.
M19	at Little Rock*	1:00 p.m.

SUN BELT CONFERENCE TOURNAMENT

Date	Opponent	Time/Result
M22-27	TBA (at Lafayette, La.)	TBA

NCAA REGIONALS

Date	Opponent	Time/Result
J1-4	NCAA Regionals	TBA

Bold indicates home games
*Sun Belt Conference Game

All Times Central



Arkansas State Red Wolves

2018 Record: 6-3
SBC Record: 0-0
Head Coach: Tommy Raffo
Career Record: 264-259-1 (10)
Record at ASU: Same

STAT LEADERS

Avg: Logan Andersen (.375)
HR: Five with 1
RBI: Two with 7
SB: Grant Hawkins (5)
Wins: Nate Alberius (2)
Saves: Jesse Kutzke (2)
ERA: Bradey Welsh (0.57)
SO: Nate Alberius (22)

Games 10-12

Date: March 9-11
Location: Springfield, Mo.
Venue: Hammons Field
Radio: East Arkansas Broadcasters
95.3 FM The Ticket/970 AM
Radio Talent: Keith Merritt
Watch Live: None
Live Stats: AStateStats.com



Missouri State Bears

2018 Record: 6-4
MVC Record: 0-0
Head Coach: Keith Guttin
Career Record: 1,225-763 (36)
Record at MSU: Same

STAT LEADERS

Avg: Drew Millas (.441)
HR: Five with 1
RBI: Drew Millas (11)
SB: Jeremy Eierman (6)
Wins: Dylan Coleman (2)
Saves: Matt Russell (2)
ERA: Dylan Coleman (1.71)
SO: Dylan Coleman (28)

TALE OF THE TAPE

A-STATE	CATEGORY	MSU
.241	BATTING AVERAGE	.244
56	RUNS SCORED	56
71	HITS	80
15	DOUBLES	15
1	TRIPLES	3
5	HOME RUNS	5
47	RBI	49
.349	SLUGGING %	.354
54	WALKS	46
11	HIT BY PITCH	14
.374	ON-BASE %	.359
9/11	STOLEN BASES	16/19
4.14	ERA	3.57
74	HITS ALLOWED	86
48	RUNS ALLOWED	47
38	EARNED RUNS	35
73	STRIKEOUTS	88
28	WALKS	49
.231	BA/AGAINST	.257
.955	FIELDING %	.966
16	ERRORS	13

Friday | 3:00 p.m.

RHP Bradey Welsh (Jr.)
1-0, 0.57 ERA, 13 SO
vs.

RHP Dylan Coleman
2-0, 1.71 ERA, 28 SO

Saturday | 2:00 p.m.

LHP Coulton Lee (Sr.-R)
1-1, 7.84 ERA, 3 SO
vs.

RHP Ty Buckner
0-1, 3.00 ERA, 5 SO

Sunday | 1:00 p.m.

RHP Peyton Culbertson (Jr.)
1-1, 3.46 ERA, 8 SO
vs.

RHP Austin Knight
0-0, 2.08 ERA, 10 SO

Series History

A-State vs. Missouri St.: 22-42
Raffo vs. Missouri St.: 3-10
First Meeting: A-State 5, Missouri St. 3
Location: Unknown
Date: 1964
Streak: A-State L4

Last Six Meetings

3/12/13: Missouri St. 6, @A-State 2 (11)
3/13/13: @A-State 7, Missouri St. 5
3/26/14: @Missouri St. 5, A-State 4
3/11/15: Missouri St. 6, @A-State 3
3/22/16: @Missouri St. 15, A-State 11
3/1/17: Missouri St. 13, @A-State 0

Quick Pitches

- A-State is now 6-3 on the year after a 13-5 victory over UT Martin Tuesday night in a game that was added to the schedule late due to A-State losing four games to rain on its nine-game home stand to open 2018.
- Red Wolves' starting pitchers have combined to post six straight quality starts, and have seven on the year. A-State only had 10 in 2017.
- Sophomore catcher Cullen Ray went into Tuesday's game 0-for-18 at the plate with two RBI, but got his first two hits of the season against the Skyhawks and swatted his first career home run to left field. The homer was of the three-run variety, while he added two more RBI on a single and ground out to give him a career-high five.
- Nate Alberius registered his third straight quality start to open his career with seven innings pitched and struck out 11.
- The Red Wolves made their debut in the National Collegiate Baseball Writers Association Poll at #30.

2018 SBC Baseball Standings East Division

Team	Conference	Overall
CCU	0-0 .000	11-3 .786
GSU	0-0 .000	8-4 .667
TROY	0-0 .000	8-5 .615
USA	0-0 .000	7-6 .538
GASO	0-0 .000	7-6 .538
APP ST	0-0 .000	4-6 .400

West Division

Team	Conference	Overall
ULM	0-0 .000	9-3 .750
A-STATE	0-0 .000	6-3 .667
TXST	0-0 .000	7-4 .636
LR	0-0 .000	6-7 .462
LA	0-0 .000	5-7 .417
UTA	0-0 .000	4-6 .400



2018 Season At A Glance

Overall	6-3
SBC	0-0
vs Ranked Teams	0-0
vs Unranked Teams	6-3
Home	4-2
Road	2-1
Neutral	0-0
Day	3-2
Night	3-1
More Hits than Opponent	4-0
Less Hits than Opponent	0-3
Same Amount of Hits	2-0
Hits a HR	4-0
Starter Gets Decision	5-3
Reliever Gets Decision	1-0
Less Errors than Opponent	2-0
More Errors than Opponent	4-1
Same Amount of Errors	0-2
Extra Innings	0-1
Black Jerseys	1-0
Red Jerseys	1-2
White Jerseys	4-0
Grey Jerseys	0-1
February	3-2
March	3-1
April	0-0
May	0-0
Tuesday	3-0
Wednesday	0-0
Thursday	0-0
Friday	1-1
Saturday	1-0
Sunday	1-2
Midweek	3-0
Weekend	3-3
Last Five Games	4-1
Last 10 Games	6-4
Last 15 Games	11-4
Last 20 Games	12-8
Current Streak	Won 3
Home Streak	Won 3
Road Streak	Won 2
Neutral Streak	Lost 1

A-State vs. Missouri State In-Depth Series History

- A-State trails the all-time series with Missouri State with the team posting a 22-42 mark against the Bears. The series began in the 1964 season opener with the Red Wolves winning 5-3 and A-State won the first three games with scores of 16-3 and 3-2 representing the other time finals. Missouri State got on the in the last of four matchups during the 1964 season with a 2-0 win over Arkansas State.
- The two teams didn't play again until a couple of meetings in the 1982 season, both 4-2 losses by A-State. The series resumed in 1990 with four more losses by the Red Wolves and the two teams have played every season since then except for 1998.
- A-State's best run in the series was from 1994-97 with a 7-3 record against the Bears, including a 3-0 mark in 1994.
- This will be just the third three-game weekend series the two teams have played. The first was in Jonesboro in 2003 and the second was in 2006 in Springfield. A-State is 2-4 in those games with both wins coming in the final game of each series.
- Head coach Tommy Raffo is 3-10 against Missouri State. A-State lost both games in his first season before winning one of two in 2010. The Red Wolves won the only meeting in 2011 after the first game was rained out in Jonesboro. Missouri State swept two games in 2012 before A-State split in two games with a 7-5 win in the second game of 2013 to mark its last win in the series. The Red Wolves are on a four-game losing streak. The two teams were supposed to play two games in Jonesboro in 2015 and 2017, but weather wiped out one game each time.
- Missouri State is currently 6-4 on the year and coming off a 10-8 mid-week loss to Oklahoma State in the Bears' home opener. Missouri State has a win over No. 24 East Carolina and split with Central Arkansas earlier in the season. A-State is 1-0 against the state of Missouri so far this season with a 7-6 win over SEMO Feb. 20. A-State will return the trip to SEMO April 3 and also plays Missouri twice.

Notes from UT Martin Game

- A-State improved to 34-15-1 all-time against UT Martin with a 13-5 win March 6. The 13 runs are a season high for the Red Wolves and helped move Tommy Raffo to 4-2 against the Skyhawks.
- Nate Alberius ran A-State's string of quality starts to six with seven innings pitched and allowed three runs (one earned) on seven hits with no walks and 11 strikeouts. The 11 strikeouts are a season high by an A-State pitcher this season and a new career high for Alberius.
- The quality start by Alberius was the sixth in a row and seventh of the season for the A-State pitching staff after having only 10 in 2017.
- Grant Hawkins and Cullen Ray both left the yard for their first homers of the season and it was the first multi-home run game of the year for A-State.
- Ray's homer was the first of his career and he also knocked in five runs, a career-high, to tie him with Jaylon Deshazier for the team lead with seven. His two hits were the first of the season for him.
- Jacob Jablonski had the first multi-hit game of his career in the win over UTM and he scored four runs to give him the most by an A-State player this season.
- The Arkansas State pitching staff didn't walk a single batter in the game and struck out 15, which is a season best for the team. A-State also didn't walk a batter in the 9-0 win over Mississippi Valley State Feb. 27.

Athletic Media Relations
Arkansas State University

PO Box 1000
State University, AR 72467
Telephone - 870-972-2541
Fax - 870-972-3367
Press Row - 870-972-2541
Website - AStateRedWolves.com

BASEBALL CONTACT

Dennen Cuthbertson, Assistant MRD
870-972-3383
mcuthbertson@astate.edu

Media Relations Office

Jerry Scott, Asst. A.D./Media Relations Director
870-972-3405
jscott@astate.edu

Mark Taylor, Assistant MRD
870-972-3547
martaylor@astate.edu

Chris Graddy, Assistant MRD
870-972-2707
cgraddy@astate.edu

MEDIA INFORMATION

Post-Game Interviews

The Arkansas State locker room is closed to all members of the media. However, head coach Tommy Raffo and requested players will be available for interviews following a brief cooling off period.

Practice Coverage

Red Wolves baseball practices are open to the media. Players and coaches are available for interviews before practice but must be arranged through the Media Relations office.

Weekly Releases

All Arkansas State weekly baseball releases can be obtained as a PDF document on the athletics web site at AStateRedWolves.com. To be added to the email list for all baseball releases or if you would like the releases faxed to you, please contact Dennen Cuthbertson.

TOP CROWDS
AT TOMLINSON STADIUM

1. Ole Miss (5/16/17)	1,188
2. Ole Miss (5/13/14)	1,143
3. Memphis (3/11/08)	1,019
4. No. 2 ULL (5/3/14)	1,009
5. No. 16 Ole Miss (4/23/13)	1,006
6. No. 15 Ole Miss (4/12/10)	982
7. No. 18 WKU (4/3/10)	942
8. SEMO (4/14/10)	847
9. Tennessee (4/1/15)	823
10. Appalachian State (4/25/15)	819
11. USA (4/25/10)	812
12. No. 2 ULL (5/4/14)	811
13. No. 18 WKU (4/2/10)	782
14. No. 12 Ole Miss (3/17/09)	781
15. USA (DH) (4/24/10)	767

The Red Wolves didn't have a single game without issuing a walk last season and the last time before the MVSU game was April 26, 2016 against Arkansas-Pine Bluff in a seven-inning game.

Notes from New Orleans Series

- A-State improved to 27-50 all-time against New Orleans by winning two-of-three against the Privateers March 2-4. Head coach Tommy Raffo is now 6-3 all-time against UNO.
- The Red Wolves lost the series opener 2-1 in 11 innings in the team's first extra-inning contest of the season. Bradey Welsh posted his second quality start of the season and allowed his first run of the year. He went a career-high eight innings with five strikeouts against one walk and three hits allowed.
- The March 3 game was a coming out party for the offense as the Red Wolves scored a season-high 12 runs on a season-best 15 hits in the 12-3 win over UNO to even the series.
- Jaylon Deshazier made his first career start March 3 and did not disappoint as he went 4-for-5 with seven RBI. He hit the first grand slam of the season for A-State and the seven RBI were one shy of tying Shane Eaker's record he set in 1992 against Little Rock. He also had a two-run double and run-scoring single in the game. The Pine Bluff, Ark., native added two more hits in the series finale to give him six hits in the first 10 at-bats of his career. The seven RBI are the most by a player during the Tommy Raffo era at A-State.
- The pitching was also solid again March 3 with Coulton Lee picking up his first win of the season and posting a quality start. The Benton, Ark., native allowed three runs in six innings with three strikeouts against two walks. Bo Ritter checked in to pitch the final three innings of the game and earn the save. The Hot Springs, Ark., native didn't allow a run on two hits with two walks and one strikeout.
- Logan Andersen also had a four-hit game March 3 and scored three runs, the most by an A-State player this season.
- Peyton Culbertson kept the solid efforts on the mound rolling March 4 by tying his career high with eight innings of one-run ball to earn his first win. The quality start gave A-State four quality starts during the week. Jesse Kutzke came in to get the final out of the game for his second save of the season with a strikeout after UNO was able to send the tying-run to the plate in the bottom of the ninth.
- Tobias Johnson swatted his first career home run in the top of the first. He added two more RBI later in the game for a career-high three runs driven in. Caleb Squire also picked up the first two hits of his career and first two RBI of his career in the win. Grant Hawkins stole a base to give him a team-high five on the season.

Wacky Walk-Offs

- With Arkansas State's 7-6 walk-off win over Southeast Missouri, the team now has 27 walk-off victories since Tommy Raffo became head coach in 2009. However, the walk-off HBP was the first of its kind during that time frame.
- 14 of those walk-offs have been singles, the last coming when Justin Felix knocked in the winning run of A-State's 9-8 win over Little Rock in 18 innings May 19, 2017. A-State has won on three walk-off wild pitches under Raffo, while errors, sacrifice flies, fielder's choices, and home runs have happened twice. Only once has the walk-off win occurred on a

Career Home Runs

Player	1R	2R	3R	GS	Total
J. Felix	4	2	2	0	8
J. Brown	2	3	1	1	7
A. Howard	2	1	1	0	4
D. Tipton	2	2	0	1	4
Hawkins	2	2	0	0	4
Vaughan	1	0	0	0	1
MacDonald	1	0	0	0	1
T. Johnson	1	0	0	0	1
J. Deshazier	0	0	0	1	1
Cullen Ray	0	0	1	0	1

Come-From-Behind Wins

Date	Opponent	Deficit(s)	Final
2/20	SEMO	0-3	7-6

Current Streaks to Watch

Player	Games	Type
G. Hawkins	9	On Base
J. Jablonski	8	On Base
J. Brown	7	On Base
A. Howard	6	Hit
T. Johnson	6	On Base
D. Tipton	4	Hit
C. Squire	3	Hit
J. Deshazier	3	Hit
K. MacDonald	3	Hit

walk and a hit-by-pitch.

- The two home runs were a three-run homer by Zach George against ULM April 6, 2012 for a 7-6 win and a solo shot by Alex Potts to beat FAU March 23, 2013 by a score of 3-2 in 10 innings.
- Head coach Tommy Raffo's first victory was a walk-off win against Texas State in Arlington, Texas against Texas State when Josh DeMoney singled home Cody Pace for a 4-3 win in 10 innings.
- Since 2014, the walk-off wins have been less traditional with only five of the 11 being singles. During that time frame, two have been via wild pitch and fielder's choice, while the other two were on a sacrifice fly and hit-by-pitch.
- Five of the walk-off wins have been by scores of 4-3, while four have been by scores of 3-2 and now 7-6, each. A-State has had one walk-off victory by a 1-0 score, which was last season versus SIU when A-State won a walk-off wild pitch. The highest scoring walk-off win was a 13-12 win May 26, 2016 against Troy. Tanner Ring capped A-State's comeback in that SBC Tournament game after being behind 12-4.




Rain, Rain Go Away

- A-State's weekend series with UAB was cancelled due to heavy rainfall after the series was set to begin Saturday, Feb. 24 with a doubleheader after Friday's game was moved. However, it didn't stop raining much throughout the weekend and field conditions were too poor to play.
- The Red Wolves also had to cancel the second game of a two-game mid-week series against Mississippi Valley Feb. 28 due to inclement weather.
- This is the first entire weekend to be wiped out due to weather since the 2006 season when A-State was scheduled to play ULM and Mississippi Valley State to open the season. However, the whole weekend was cancelled due to weather, but A-State was able to get Henderson State to come play a single game on Sunday for its season opener.
- With the four cancelled games against UAB and Mississippi Valley State, along with Feb. 17's Illinois State contest having to be moved to a Sunday doubleheader, the team has already had five games altered due to weather.

264 and Counting for Raffo; New Faces on Staff

- A-State head coach Tommy Raffo has a career record of 264-259-1 as he is currently in his 10th season at Arkansas State. The 264 wins are the third most at the school behind J.A. "Ike" Tomlinson and Bill Bethea.
- Raffo has a completely new staff to assist him this season. Rick Guarno joined the staff as an assistant coach and recruiting coordinator with his most recent stint at UT Martin. Guarno played seven seasons of professional baseball before getting into coaching.
- Rowdy Hardy is the team's new pitching coach and comes to A-State from New Mexico Military Institute in Roswell, N.M. He played six seasons of professional baseball before getting into coaching.
- Volunteer assistant Craig Massoni rounds out the staff and he just concluded his playing days after five seasons of professional baseball.

Weather Report

		
Fri., March 9	Sat., March 10	Sun., March 11
Partly Cloudy	Cloudy	Showers
High: 66	High: 60	High: 46
Low: 46	Low: 38	Low: 31
Wind: SW 13	Wind: E 11	Wind: N 17
Rain: 20%	Rain: 20%	Rain: 50%

HOME RUN TRACKER

Date	Player	Opponent	Pitcher	On Base	Inn	Outs	Count	Score	Final Score
2-16	MacDonald	Illinois State	Huffman	0	4	1	0-1	0-0	W 1-0
3-3	Deshazier	New Orleans	Orze	3	5	1	0-0	3-0	W 12-3
3-4	T. Johnson	New Orleans	Martin	0	1	1	1-0	0-0	W 6-3
3-6	G. Hawkins	UT Martin	Bazzani	1	2	1	1-0	2-0	W 13-5
3-6	Cullen Ray	UT Martin	Rayburn	2	3	1	0-1	4-1	W 13-5

**QUALITY STARTS TRACKER
(6+IP and 3 ER or less allowed)**

Name	Opp.	Stat Line
B. Welsh	Ill. St.	7.2IP 4H 0R 0ER 1BB 8K
N. Alberius	SEMO	6.1IP 4H 4R 3ER 2BB 2K
N. Alberius	MVSU	7.0IP 4H 0R 0ER 0BB 9K
B. Welsh	UNO	8.0IP 3H 1R 1ER 1BB 5K
C. Lee	UNO	6.0IP 5H 3R 3ER 2BB 3K
Culbertson	UNO	8.0IP 5H 1R 1ER 3BB 3K
N. Alberius	UTM	7.0IP 7H 3R 1ER 0BB 11K

Reliever Holds Tracker

(Enters game in save situation and maintains lead for next reliever while recording at least one out)

Name	Opp.	Stat Line
T. Kirby	Ill. St.	0.2IP 0H 0R 0ER 0BB 1K
P. Lannon	SEMO	1.0IP 0H 0R 0ER 0BB 2K
T. Kirby	Ill. St.	0.2IP 0H 1R 1ER 1BB 0K

Multiple Hit Games	2	3	4	5+	Total
L. Andersen	3	-	1	-	4
K. MacDonald	4	-	-	-	4
G. Hawkins	2	1	-	-	3
J. Deshazier	1	-	1	-	2
T. Johnson	1	1	-	-	2
J. Brown	1	-	-	-	1
J. Jablonski	1	-	-	-	1
Cullen Ray	1	-	-	-	1
D. Tipton	1	-	-	-	1
TEAM	15	2	2	0	19

Multiple RBI Games	2	3	4	5+	Total
T. Johnson	1	1	-	-	2
G. Hawkins	2	-	-	-	2
Cullen Ray	1	-	-	1	2
J. Jablonski	1	-	-	-	1
C. Squire	1	-	-	-	1
J. Deshazier	-	-	-	1	1
C. Vaughan	1	-	-	-	1
TEAM	7	1	0	2	10

The Last Time...

AN A-STATE TEAM...

Scored 30 or more runs in a gameNever
Scored 20 or more runs in a gameMay 25, 2017 vs Georgia State (21)
Had 30 or more hits in a gameNever
Had 20 or more hits in a gameApril 11, 2009 vs. Chicago St. (20)
Had 15 or more hits in a gameMarch 3, 2018 at UNO (15)
Hit six home runs in a gameApril 10, 2005 vs UALR (8)
Shut out an opponentFeb. 27, 2018 vs Mississippi Valley State (9-0)
Was shut out by an opponentMay 7, 2017 vs No. 23 UT Arlington (2-0)
Shut out a Sun Belt Conference opponentMay 13, 2017 at Georgia Southern (1-0)
Was shut out by a Sun Belt Conference teamApril 13, 2017 at Louisiana-Lafayette (8-0)
Shut out a SBC opponent in consecutive gamesMarch 23, 1996 vs Jacksonville (DH)
Won a game on a "walk-off" hitMay 19, 2017 (Justin Felix) vs LR (9-8)
Won a game on a "walk-off" HRMarch 23, 2013 (Alex Potts) vs FAU (3-2)
Won a game on a "walk-off" grand slamNever
Won a game on a "walk-off" sacrifice flyMay 15, 2015 (Stuart Levy) vs. UALR (4-3 14 innings)
Won a game on a "walk-off" fielder's choiceApril 24, 2016 (Neil Lambert) vs ULM (5-4)
Won a game on a "walk-off" wild pitchMarch 15, 2016 (Jake Bakamus) vs SIU (1-0)
Won a game on a "walk-off" hit-by-pitchFeb. 20, 2018 (Jacob Jablonski) vs SEMO (7-6)
Swept a three-game Sun Belt Conference series at home2017 vs Georgia State
Swept a three-game Sun Belt Conference series on the road2015 at Texas State
Was swept in a three-game SBC series at home2017 vs No. 23 UT Arlington
Was swept in a three-game SBC series on the road2017 at Louisiana-Lafayette
Beat a ranked opponentMarch 10, 2017 vs No. 24 Louisiana Tech (G2) (6-5)
Won a series against a ranked opponentFeb. 20-21 2015 vs No. 7 Louisville (2 out of 3)
Won 10-straight games1993
Won 9-straight Sun Belt Conference games1997
Won 10-straight games at home1995 (14)
Won 10-straight games on the roadNever
Won 40 games in a seasonNever
Won the regular season SBC ChampionshipNever
Won the Sun Belt Conference Tournament1994
Won the Sun Belt Conference Coach of the Year2012 Coach Tommy Raffo
Competed in the NCAA Regionals1994
Ended a game in a tieMay 15, 2011 at FIU (8-8)
Turned a triple playMarch 15, 2013 vs UALR

AN A-STATE PLAYER...

Hit for the cycleMarch 17, 1993 (Willie Olivas vs Murray State)
Hit two triples in one gameFeb. 26, 2017 (Garrett Rucker at Northwestern State)
Hit three home runs in one gameMarch 11, 2014 (Austin Baker at Murray State)
Hit two home runs in one gameApril 11, 2017 (Joe Schrimpf at Memphis)
Hit a grand slamMarch 3, 2018 (Jaylon Deshazier at UNO)
Hit an inside-the-park home runFeb. 25, 2017 (Jeremy Brown at Northwestern State)
Had five base hits in a gameMarch 18, 2016 (Tanner Ring at Georgia State)
Had five or more RBI in a gameMarch 6, 2018 (5, Cullen Ray vs UT Martin)
Stole three bases in a gameFeb. 27, 2018 (Grant Hawkins vs Mississippi Valley State)
Had four walks in a gameMay 19, 2017 (Justin Felix vs LR; Jake Bakamus vs LR)
Threw out two runners trying to steal in a gameFeb. 27, 2016 (Frankie Alvarez vs. Saint Louis G2)
Hit safely in 20-straight games2009 Cody Pace (20)
Hit 20 home runs in one season2005 Geoff Desmond (20)
Hit .400+ for the season1980 (Rick Poe, .425)
Was the Sun Belt Conference Batting ChampionNever
Was the Sun Belt Conference RBI Champion1994 Kourtney Paul (55)
Was the Sun Belt Conference Home Run ChampionNever
Was the Sun Belt Conference Player of the YearNever
Was the Sun Belt Conference Stolen Base Leader2012 Michael Faulkner (41)

AN A-STATE PITCHER...

Won 10 games1994 Keith Horn (10)
Threw a no-hitter2005 (Taylor Fowler vs Northwestern)
Threw a complete game (Win)April 26, 2016 (Peyton Culbertson vs UAPB; 7 innings)
Threw a complete game shutoutMay 23, 2014 (Chandler Hawkins vs Troy; 7 innings)
Struck out 10 or moreMarch 6, 2018 (11, Nate Alberius vs UT Martin)
Won a game as a true freshmanMarch 5, 2017 (Collin Cahill vs Cincinnati)
Recorded a three-inning saveMarch 3, 2018 (Bo Ritter at UNO)
Was the Sun Belt Conference Win Leader2012, Jacob Lee (9)
Was the Sun Belt Conference ERA Leader1997, Jay Akin (1.96)
Was the Sun Belt Conference Pitcher of the Year2012, Jacob Lee

2018 Arkansas State Red Wolves

NUMERICAL ROSTER

#	Name	Pos.	B/T	HT	WT	YR	HOMETOWN (PREVIOUS SCHOOL)
1	Grant Hawkins	INF	R/R	6-0	175	Sr.	Murfreesboro, Tenn. (Dyersburg State CC)
2	Andrew Lannon	C	L/R	5-11	175	Fr.	Blytheville, Ark. (Armored HS)
3	Pierce Mitchum	OF	R/R	5-9	175	Fr.	Heber Springs, Ark. (Heber Springs HS)
4	Alex Howard	INF	R/R	6-0	195	Sr.	Albuquerque, N.M. (New Mexico Military Institute)
5	Tobias Johnson	INF	L/R	5-9	185	Sr.	Curtis, Wash. (Lower Columbia CC)
6	Casey Vaughan	OF	R/R	6-1	185	R-Jr	Cabot, Ark. (Crowder CC)
7	Andrew Leggo	INF	R/R	5-10	200	Fr.	Waterloo, Ontario (St. David's Secondary)
8	Kyle MacDonald	1B	L/R	6-3	240	Jr.	Mississauga, Ontario (Crowder CC)
9	Jeremy Brown	INF	R/R	6-1	190	Sr.	Festus, Mo. (Festus HS)
10	Caleb Squire	INF	L/R	5-10	185	Jr.	Arvada, Colo. (Barstow CC)
11	Justin Felix	C	R/R	6-1	215	Sr.	Nogales, Ariz. (New Mexico Military Institute)
12	Austin Powell	C	R/R	6-0	205	So.	Star City, Ark. (Star City HS)
14	Coulton Lee	LHP	L/L	6-1	225	Sr.	Benton, Ark. (Benton HS)
15	Winston Welch	1B/OF	R/L	6-1	225	Sr.	Tucson, Ariz. (New Mexico Military Institute)
16	Bryan Ayers	RHP	R/R	6-2	250	R-Sr.	Vilonia, Ark. (Vilonia HS)
17	Peyton Culbertson	RHP	R/R	6-1	220	Jr.	Collierville, Tenn. (Collierville HS)
18	Brandon Stuckenschneider	LHP	L/L	6-0	215	R-So.	Poplar Bluff, Mo. (Poplar Bluff HS)
19	Jacob Jablonski	INF	S/R	6-2	195	Fr.	Palmdale, Calif. (Paraclete HS)
20	Logan Andersen	OF	R/R	5-10	185	Jr.	O'Fallon, Mo. (Jefferson College)
21	Bo Ritter	RHP	R/R	6-1	190	Sr.	Hot Springs, Ark. (Lakeside HS)
23	Carter Holt	RHP	R/R	6-5	225	Fr.	Jackson, Tenn. (Jackson Christian School)
24	Conrad Ray	RHP	R/R	6-6	235	R-Fr.	Germantown, Tenn. (Houston HS)
25	Cullen Ray	C	R/R	6-2	205	So.	Germantown, Tenn. (Houston HS)
26	Drew Tipton	OF	R/R	5-10	165	R-So.	Bryant, Ark. (Bryant HS)
27	Bradey Welsh	RHP	R/R	5-11	190	Jr.	Marshfield, Mo. (Marshfield HS)
28	Chase Nix	LHP	R/L	6-2	205	So.	Benton, Ark. (Benton HS)
29	Noah Stone	RHP	R/R	6-8	275	Fr.	St. Louis, Mo. (Lutheran HS South)
30	Korey Wasson	RHP	R/R	6-0	205	Fr.	Hot Springs, Ark. (Lake Hamilton HS)
32	Zachary Patterson	RHP	R/R	6-1	235	R-Jr.	Cabot, Ark. (Cabot HS)
34	Jaylon Deshazier	OF/P	R/R	6-2	210	Fr.	Pine Bluff, Ark. (Pine Bluff HS)
35	Jesse Kutzke	RHP	R/R	6-5	225	Jr.	Topeka, Kan. (Allen CC)
36	Nate Alberius	RHP	R/R	6-1	205	Jr.	Little Rock, Ark. (Crowder CC)
37	Tyler Moreland	OF/P	R/R	6-4	195	Fr.	Texarkana, Ark. (Genoa Central HS)
38	Tanner Kirby	RHP	R/R	6-1	185	Sr.	Maumelle, Ark. (Maumelle HS)
39	Blake Wynn	INF/OF	R/R	6-1	170	R-Fr.	Star City, Ark. (Star City HS)
40	Payton Lannon	LHP	L/L	6-1	190	Jr.	Blytheville, Ark. (Northeast Mississippi CC)

Alphabetical Roster		
#	Name	Pos.
36	Nate Alberius	RHP
20	Logan Andersen	OF
16	Bryan Ayers	RHP
9	Jeremy Brown	INF
17	Peyton Culbertson	RHP
34	Jaylon Deshazier	OF/P
11	Justin Felix	C
1	Grant Hawkins	INF
23	Carter Holt	RHP
4	Alex Howard	INF
37	Jacob Jablonski	INF
5	Tobias Johnson	INF
38	Tanner Kirby	RHP
35	Jesse Kutzke	RHP
2	Andrew Lannon	C
40	Payton Lannon	LHP
14	Coulton Lee	LHP
7	Andrew Leggo	INF
8	Kyle MacDonald	1B
3	Pierce Mitchum	OF
19	Tyler Moreland	OF/P
28	Chase Nix	LHP
32	Zachary Patterson	RHP
12	Austin Powell	C
24	Conrad Ray	RHP
25	Cullen Ray	C
21	Bo Ritter	RHP
10	Caleb Squire	INF
29	Noah Stone	RHP
18	Brandon Stuckenschneider	LHP
26	Drew Tipton	OF
6	Casey Vaughan	OF
30	Korey Wasson	RHP
15	Winston Welch	1B/OF
27	Bradey Welsh	RHP
39	Blake Wynn	INF/OF

Coaching Staff

Head Coach: 22 Tommy Raffo (10th Season)

Pitching Coach: 13 Rowdy Hardy (1st Season)

Assistant Coach/Recruiting Coordinator: 31 Rick Guarno (1st Season)

Volunteer Assistant Coach: 33 Craig Massoni (1st Season)

Support Staff

Strength & Conditioning: Jen Taft

Athletic Trainers: Adam Norman, Rachel Lamb

Managers: Drew Kilgore, Brandon Little, Lucas Young

Pronunciation Guide

Nate Alberius – AL-beer-EE-us

Bryan Ayers – AIRS

Jesse Kutzke – CUT-ski

Brandon Stuckenschneider - STUCK-in-SNIDE-er

Jaylon Deshazier – DEE-shay-shure

Jacob Jablonski – JUH-blon-skee

Roster Breakdown

Seniors (10): Bryan Ayers, Jeremy Brown, Justin Felix, Grant Hawkins, Alex Howard, Tobias Johnson, Tanner Kirby, Coulton Lee, Bo Ritter, and Winston Welch.

Juniors (10): Nate Alberius, Logan Andersen, Peyton Culbertson, Jesse Kutzke, Payton Lannon, Kyle MacDonald, Zachary Patterson, Caleb Squire, Casey Vaughan, and Bradey Welsh.

Sophomores (5): Chase Nix, Austin Powell, Cullen Ray, Brandon Stuckenschneider, and Drew Tipton.

Freshmen (11): Jaylon Deshazier, Carter Holt, Jacob Jablonski, Andrew Lannon, Andrew Leggo, Pierce Mitchum, Tyler Moreland, Conrad Ray, Noah Stone, Korey Wasson, and Blake Wynn.

Infielders (10): Jeremy Brown, Grant Hawkins, Alex Howard, Jacob Jablonski, Tobias Johnson, Andrew Leggo, Kyle MacDonald, Caleb Squire, Winston Welch, and Blake Wynn.

Outfielders (8): Logan Andersen, Jaylon Deshazier, Pierce Mitchum, Tyler Moreland, Drew Tipton, Casey Vaughan, Winston Welch, and Blake Wynn.

Catchers (4): Justin Felix, Andrew Lannon, Austin Powell, and Cullen Ray.

Pitchers (18): Nate Alberius, Bryan Ayers, Peyton Culbertson, Jaylon Deshazier, Carter Holt, Tanner Kirby, Jesse Kutzke, Payton Lannon, Coulton Lee, Tyler Moreland, Chase Nix, Zachary Patterson, Conrad Ray, Bo Ritter, Noah Stone, Brandon Stuckenschneider, Korey Wasson, and Bradey Welsh.

Red Wolves by State/Country

Arkansas (17) - Nate Alberius, Bryan Ayers, Jaylon Deshazier, Tanner Kirby, Andrew Lannon, Payton Lannon, Coulton Lee, Pierce Mitchum, Tyler Moreland, Chase Nix, Zachary Patterson, Austin Powell, Bo Ritter, Drew Tipton, Casey Vaughan, Korey Wasson, Blake Wynn

Missouri (5) - Logan Andersen, Jeremy Brown, Noah Stone, Brandon Stuckenschneider, Bradey Welsh

Tennessee (5) - Peyton Culbertson, Grant Hawkins, Carter Holt, Conrad Ray, Cullen Ray

Ontario, Canada (2) - Andrew Leggo, Kyle MacDonald

Arizona (2) - Justin Felix, Winston Welch


California (1) - Jacob Jablonski

Colorado (1) - Caleb Squire

Kansas (1) - Jesse Kutzke

New Mexico (1) - Alex Howard

Washington (1) - Tobias Johnson



BRADY WELSH

27

RIGHT-HANDED PITCHER | R/R | 5-11 | 190
JUNIOR | MARSHFIELD, MO.
MARSHFIELD HIGH SCHOOL

WELSH CAREER HIGHS	
IP:	8.0 - at UNO (3/2/18)
Strikeouts:	8 - Twice Last Illinois St. (2/16/18)
BF:	37 - at ULL (4/13/17)
Chances:	3 - Twice Last at GASO (5/13/17)
Putouts:	2 - vs Omaha (2/28/16)
Assists:	2 - Three Times Last at App. St. (4/29/17)

JUNIOR SEASON (2018): Shut out Illinois State for 7.2 innings in season opener to earn win and allowed one hit with one walk and tied a career high with eight K's ... posted another strong start with eight innings of one-run ball at UNO to put his season ERA at 0.57.


SOPHOMORE SEASON (2017): Totaled 14 appearances and made nine starts during sophomore campaign ... registered a 4-2 record with a 6.23 ERA ... struck out 43 and walked 27 in 56.1 innings ... held opposing hitters to a .283 batting average ... second on the team with three quality starts, including back-to-back midweek quality starts versus Southern Illinois (March 28) and SEMO (April 4) to earn a spot in weekend rotation ... pitched in two of A-State's three shutouts with a scoreless inning out of the pen Feb. 17 in the 6-0 season-opening win over NYIT before hurling six shutout innings in A-State's 1-0 victory at Georgia Southern May 13 ... went a career-long 7.2 innings in first career SBC start at Louisiana-Lafayette April 13 ... struck out a career-best eight at SIU March 28 ... had a season-high two assists at ULL (April 13) and at Appalachian State (April 29) ... earned first career win versus Southeast Missouri April 4 after firing seven innings and allowing one run (earned) on four hits with five strikeouts against one walk ... also earned wins over South Alabama (April 22 in game one of doubleheader), App State (April 29), and against Little Rock with five innings out of the bullpen in the 9-8, 18-inning win over the Trojans.

FRESHMAN SEASON (2016): Made 10 appearances, all out of the bullpen ... pitched to a 7.20 ERA in 10 innings and was 0-1 ...struck out seven batters against six walks ... pitched in A-State's 1-0 shutout win over Southern Illinois ... tossed a career-high 2.2 innings against Nebraska Omaha Feb. 28 and didn't allow a run on two hits with one walk and two punch outs ... had a season-best four strikeouts at Georgia State March 20.

HIGH SCHOOL: Prepped at Marshfield High School in Marshfield, Mo., and was a four-year starter for the Blue Jays ... ranked as the 23rd best player in the state of Missouri by PrepBaseballReport.com ... first-team All-Conference and All-District selection as a senior ... hit .450 as senior and was also very impressive on the mound ... graduated with honors ... also played basketball for MHS.

PERSONAL: Son of Heather and Landon Lemons ... born March 6, 1997 ... majoring in communications ... enjoys playing video games and pick-up basketball in his spare time.

	CAREER STATISTICS															
	ERA	W-L	AP	GS	CG	SV	IP	H	R	ER	BB	SO	BF	AVG	WP	HB
2016	7.20	0-1	10	0	0	0	10.0	19	11	8	6	7	57	.404	0	0
2017	6.23	4-2	14	9	0	0	56.1	63	44	39	27	43	264	.283	4	5
2018	0.57	1-0	2	2	0	0	15.2	4	1	1	2	13	57	.075	1	2
Totals	5.27	5-3	26	11	0	0	82.0	86	56	48	35	63	378	.266	5	7



COULTON LEE

14

LEFT-HANDED PITCHER | L/L | 6-1 | 225

RS-SENIOR | BENTON, ARK.

BENTON HIGH SCHOOL

REDSHIRT SENIOR SEASON (2018): Made second start of the season at UNO and posted a quality start with a career-high six innings pitched and three runs allowed on five hits with two walks and three strikeouts ... season ERA is now at 7.84 and has a 1-1 record.

REDSHIRT JUNIOR SEASON (2017): Redshirted during the 2017 season.

JUNIOR SEASON (2016): Led the team with 26 appearances, including the first two starts of his career ... pitched to a 4.18 ERA in 56 innings ... had a 5-8 record with the 13 decisions representing the most on the team and the five wins tying for the team best ... registered 39 strikeouts with 32 walks ... starts came against South Alabama (April 10) and Northwestern State (May 7) with 5.1 innings pitched against the Demons setting a career high ... allowed 35 runs with 26 being earned and gave up 13 extra-base hits on the year while opposing batters hit .290 ... picked up the win in A-State's season-opener against UAB and recorded second win Feb. 27 in game one of doubleheader against Saint Louis with 1.1 scoreless innings ... also picked up wins versus Georgia Southern March 25, Troy April 16, and ULM April 23 ... didn't allow a hit in five innings against the Warhawks in the win on April 23 ... tallied second save of career with three shutout innings against Texas State May 13 ... also pitched in both of A-State's shutouts ... tied career high with five strikeouts at App State April 30.

SOPHOMORE SEASON (2015): Made the second-most appearances on the team with 25, all out of the bullpen ... went 0-2 with a team-best 3.03 ERA ... struck out 29 and walked 17 in 38.2 innings ... did not allow an earned run until his fifth appearance of the season and pitched 11.2 innings without allowing an earned run to begin the season ... picked up first career save on Feb. 28 in second game of a doubleheader against Houston Baptist by pitching the final three innings in A-State's 2-1 win, as he just allowed one unearned run on two hits with one walk and one strikeout ... longest outing of the season came in the season opener against Illinois State Feb. 13 when he tossed four shutout innings and allowed no hits with no walks and five strikeouts, with the five K's setting a new career-high ... totaled 14 scoreless appearances on the year.


FRESHMAN SEASON (2014): Made 21 relief appearances and had a 2-1 record with a 9.00 ERA ... worked primarily as a specialist out of the bullpen against left-handed batters ... struck out a season-high four against Miami on Feb. 15 in 1.2 innings of work ... went a season-long two innings at South Alabama April 11 and then tied the mark with two innings of scoreless relief against Georgia State April 27 and two more against Ole Miss on May 13 ... did not allow a run in 14 of his relief outings.

HIGH SCHOOL: Prepped at Benton High School where he was a two-time 6A-South All-Conference selection ... was 6A All-State selection as a senior ... selected to participate in the AAA Coaches' All-Star game in 2013 ... also earned All-State honors as a junior ... participated in the Xtra Innings Classic and was named the Heartland Classic MVP.

PERSONAL: Born October 25, 1994 ... son of Bart and Carol Lee ... cousin is current Major League pitcher Cliff Lee ... major is business finance.

LEE CAREER HIGHS	
IP:	6.0 - at UNO (3/3/18)
Strikeouts:	5 - Twice Last at App. St. (4/30/16)
BF:	25 - NW St. (5/7/16)
Chances:	3 - Illinois St. (2/18/18 G1)
Putouts:	1 - Three Times Last Illinois St. (2/18/18 G1)
Assists:	2 - Twice Last Illinois St. (2/18/18 G1)

CAREER STATISTICS																
	ERA	W-L	AP	GS	CG	SV	IP	H	R	ER	BB	SO	BF	AVG	WP	HB
2014	9.00	2-1	21	0	0	0	16.0	27	17	16	9	14	88	.370	3	2
2015	3.03	0-2	25	0	0	1	38.2	34	22	13	17	29	169	.233	4	1
2016	4.18	5-8	26	2	0	1	56.0	62	35	26	32	39	258	.290	9	3
2017	REDSHIRTED DIDN'T RECORD ANY STATISTICS															
2018	7.84	1-1	2	2	0	0	10.1	13	9	9	2	3	45	.317	1	1
Totals	4.76	8-12	74	4	0	2	121.0	136	83	64	60	85	560	.287	17	7



PEYTON CULBERTSON

17

RIGHT-HANDED PITCHER | R/R | 6-1 | 220
JUNIOR | COLLIERVILLE, TENN.
COLLIERVILLE HIGH SCHOOL

JUNIOR SEASON (2018): Tied his career high of eight innings pitched to earn first win over season over New Orleans with three strikeouts ... season ERA is 3.46.

SOPHOMORE SEASON (2017): Started a team-best 15 games on the mound for all appearances ... registered a 6.32 ERA and 5-7 record with the five wins representing the second most on the team ...struck out the second most batters on the team with 66 against 32 walks ... allowed opposing hitters to bat .292 against him ... went career-high eight innings in win over Georgia State April 8 with a career-high 11 strikeouts, which was also the most of any Red Wolves' pitcher in 2017 ... also faced a career-best 29 batters in Georgia State game April 8 ... led team with four quality starts ... didn't allow a run in two quality starts versus Cincinnati March 4 and Little Rock May 19.

FRESHMAN SEASON (2016): Appeared in 14 total games on the mound with eight starts ... registered a 4-0 record with a 5.44 ERA in 43 innings pitched ... allowed 39 hits and 32 runs (26 earned) with 31 strikeouts against 25 walks and held opposing hitters to a .248 batting average ... tossed a seven-inning complete game against UAPB April 26 in A-State's 8-3 victory with the seven innings being a career best ... had career-high five strikeouts against Omaha Feb. 28 and Southern Illinois April 19 ... had three quality starts in a row against SIU (April 19), UAPB (April 26) and Northwestern State (May 8) in which he threw 19 innings with a 0.95 ERA and also earned the win in all three games ... earned first career win March 5 in the first game of a doubleheader against Milwaukee with two scoreless frames out of the bullpen.

HIGH SCHOOL: Prepped at Collierville High School in Collierville, Tenn., and helped lead the Dragons to a 29-17 record as a senior ... helped lead CHS to a state championship in 2013 and was the winning pitcher in the team's semifinal game ... registered a 4-2 record with a 1.79 ERA as a junior with 37 strikeouts in 31.1 innings pitched ... pitched to a 6-2 record and 2.26 ERA as a sophomore with 41 strikeouts in 31 innings ... named to the TBCA Region 8 Showcase and Tennessee Border Wars teams ... ranked as 15th best player in Tennessee by PrepBaseballReport.com ... was one of 40 finalists for 18U National Team USA.

PERSONAL: Son of Denyce Dean and David Culbertson ... born April 18, 1997 ... majoring in exercise science ... enjoys fishing and hunting.

CULBERTSON CAREER HIGHS

IP: 8.0 - Twice
Last at UNO (3/4/18)
Strikeouts: 11 - GSU (4/8/17)
BF: 32 - at UNO (3/4/18)
Chances: 3 - Three Times
Last at UNO (3/4/18)
Putouts: 2 - LR (5/19/17)
Assists: 3 - Two Times
Last at UNO (3/4/18)

----- CAREER STATISTICS -----																
	ERA	W-L	AP	GS	CG	SV	IP	H	R	ER	BB	SO	BF	AVG	WP	HB
2016	5.44	4-0	14	8	1	0	43.0	39	32	26	25	31	189	.248	2	3
2017	6.32	5-7	15	15	0	0	68.1	82	58	48	32	66	327	.292	11	7
2018	3.46	1-1	2	2	0	0	13.0	12	7	5	4	8	58	.318	1	2
Totals	5.72	10-8	31	25	1	0	124.1	133	97	79	61	105	574	.273	14	14



The Automated ScoreBook
Overall Statistics for Arkansas State (as of Mar 06, 2018)
(All games Sorted by Batting avg)



Record: 6-3 Home: 4-2 Away: 2-1 Conference: 0-0

Player	avg	gp-gs	ab	r	h	2b	3b	hr	rbi	tb	slg%	bb	hp	so	gdp	ob%	sf	sh	sb-att	po	a	e	fld%
Andersen, Logan	.375	9-9	32	5	12	2	1	0	4	16	.500	7	0	3	0	.487	0	0	1-2	28	0	0	1.000
Hawkins, Grant	.333	9-9	33	8	11	2	0	1	6	16	.485	10	2	10	0	.511	0	0	5-6	15	21	2	.947
Johnson, Tobias	.318	6-6	22	3	7	0	0	1	5	10	.455	3	2	1	0	.444	0	1	0-0	2	4	0	1.000
MacDonald, Kyle	.278	9-9	36	8	10	2	0	1	4	15	.417	5	0	9	1	.366	0	0	0-0	76	4	3	.964
Brown, Jeremy	.227	7-7	22	5	5	2	0	0	2	7	.318	5	1	5	0	.379	1	0	1-1	13	19	1	.970
Squire, Caleb	.200	8-3	15	2	3	0	0	0	3	3	.200	1	1	7	0	.278	1	1	0-0	2	2	0	1.000
Tipton, Drew	.188	9-9	32	5	6	2	0	0	4	8	.250	3	2	11	0	.289	1	1	1-1	20	0	0	1.000
Jablonski, Jacob	.179	9-9	28	6	5	2	0	0	3	7	.250	8	1	11	1	.378	0	1	0-0	4	19	6	.793
Ray, Cullen	.091	8-7	22	5	2	0	0	1	7	5	.227	4	0	11	2	.222	1	2	0-0	60	4	0	1.000
Vaughan, Casey	.083	7-7	24	4	2	1	0	0	2	3	.125	3	1	11	0	.214	0	1	1-1	7	0	1	.875

Deshazier, Jaylon	.500	5-3	14	5	7	2	0	1	7	12	.857	2	0	2	0	.563	0	0	0-0	7	0	0	1.000
Powell, Austin	.167	4-2	6	0	1	0	0	0	0	1	.167	1	0	3	0	.286	0	0	0-0	9	1	1	.909
Welch, Winston	.000	4-1	8	0	0	0	0	0	0	0	.000	0	0	4	0	.000	0	0	0-0	1	0	0	1.000
Leggo, Andrew	.000	4-0	1	0	0	0	0	0	0	0	.000	1	1	1	0	.667	0	0	0-0	0	0	1	.000
Wynn, Blake	.000	2-0	0	0	0	0	0	0	0	0	.000	1	0	0	0	1.000	0	0	0-0	1	0	0	1.000
Totals	.241	9	295	56	71	15	1	5	47	103	.349	54	11	89	4	.374	4	7	9-11	248	89	16	.955
Opponents	.231	9	321	48	74	18	1	3	46	103	.321	28	14	73	5	.317	3	4	9-12	238	74	11	.966

LOB - Team (77), Opp (74). DPs turned - Team (7), Opp (4). IBB - Team (1), Andersen, L. 1. Picked off - Hawkins, G. 1.

(All games Sorted by Earned run avg)

Player	era	w-l	app	gs	cg	sho	sv	ip	h	r	er	bb	so	2b	3b	hr	b/avg	wp	hp	bk	sfa	sha	
Welsh, Bradey	0.57	1-0	2	2	0	0/1	0	15.2	4	1	1	2	13	0	0	0	.075	1	2	0	0	0	
Alberius, Nate	1.77	2-0	3	3	0	0/1	0	20.1	15	7	4	2	22	2	0	1	.195	2	2	1	1	2	
Culbertson, Peyton	3.46	1-1	2	2	0	0/0	0	13.0	12	7	5	4	8	2	0	0	.245	1	4	0	0	1	
Ritter, Bo	4.76	0-0	2	0	0	0/0	1	5.2	6	3	3	4	4	3	0	0	.261	2	0	0	0	0	
Lee, Coulton	7.84	1-1	2	2	0	0/0	0	10.1	13	9	9	2	3	4	0	1	.317	1	1	0	1	0	
Patterson, Zachary	10.80	0-0	2	0	0	0/0	0	5.0	8	7	6	4	6	2	1	0	.348	1	2	0	1	0	

Ayers, Bryan	0.00	0-0	2	0	0	0/1	0	2.0	2	0	0	0	3	2	0	0	.250	1	0	0	0	0	
Wasson, Korey	0.00	0-0	1	0	0	0/0	0	1.0	3	4	0	1	0	1	0	0	.429	0	0	0	0	0	
Lannon, Payton	0.00	0-0	2	0	0	0/1	0	1.0	0	0	0	1	2	0	0	0	.000	0	0	0	0	0	
Kutzke, Jesse	4.50	1-1	4	0	0	0/1	2	4.0	4	2	2	4	5	1	0	0	.267	2	1	0	0	1	
Kirby, Tanner	7.36	0-0	5	0	0	0/2	0	3.2	3	3	3	3	6	1	0	0	.200	0	0	0	0	0	
Holt, Carter	45.00	0-0	1	0	0	0/0	0	1.0	4	5	5	1	1	0	0	1	.571	1	2	0	0	0	
Totals	4.14	6-3	9	9	0	2/2	3	82.2	74	48	38	28	73	18	1	3	.231	12	14	1	3	4	
Opponents	5.11	3-6	9	9	0	0/0	0	79.1	71	56	45	54	89	15	1	5	.241	17	11	1	4	7	

PB - Team (4), Ray, Cu. 2, Powell, A. 2, Opp (4). Pickoffs - Team (2), Culbertson 1, Lee, C. 1, Opp (1). SBA/ATT - Ray, Cu. (9-9), Alberius, N. (5-5), Lannon, P. (2-2), Welsh, B. (1-1), Ritter, B. (0-1), Kutzke, J. (1-1), Powell, A. (0-1), Lee, C. (0-1), Culbertson (0-1).



The Automated ScoreBook
Game Results for Arkansas State (as of Mar 08, 2018)
(All games)



Date	Opponent		Score	Inns	Overall	Conference	Pitcher of record	Attend	Time
Feb 16, 2018	ILLINOIS STATE	w	1-0	9	1-0-0	0-0-0	Welsh, B. (W 1-0)	453	2:14
Feb 18, 2018	ILLINOIS STATE-1	L	3-18	9	1-1-0	0-0-0	Lee, C. (L 0-1)	-	3:11
Feb 18, 2018	ILLINOIS STATE-2	L	4-11	9	1-2-0	0-0-0	Culbertson (L 0-1)	445	3:15
Feb 20, 2018	SOUTHEAST MISSOURI	w	7-6	9	2-2-0	0-0-0	Kutzke, J. (W 1-0)	294	3:07
Feb 27, 2018	MISSISSIPPI VALLEY	w	9-0	9	3-2-0	0-0-0	Alberius, N. (W 1-0)	262	2:34
Mar 02, 2018	at New Orleans	L	1-2	(11)	3-3-0	0-0-0	Kutzke, J. (L 1-1)	220	3:13
Mar 03, 2018	at New Orleans	w	12-3	9	4-3-0	0-0-0	Lee, C. (W 1-1)	225	2:56
Mar 04, 2018	at New Orleans	w	6-3	9	5-3-0	0-0-0	Culbertson (W 1-1)	213	2:41
Mar 06, 2018	UT MARTIN	w	13-5	9	6-3-0	0-0-0	Alberius, N. (W 2-0)	201	3:11

() extra inning game



The Automated ScoreBook
 Games Summary for Arkansas State (as of Mar 08, 2018)
 (All games)



Score by innings	1	2	3	4	5	6	7	8	9	EX	Total
Arkansas State	8	4	11	3	9	4	10	5	2	0	56
Opponents	3	2	3	8	4	5	4	7	11	1	48

Record when ...

Overall	6-3	After 6 leading	6-0
Conference	0-0 trailing	0-2
Non-Conference	6-3 tied	0-1
Home games	4-2	After 7 leading	6-0
Away games	2-1 trailing	0-2
Neutral site	0-0 tied	0-1
Day games	3-2	After 8 leading	6-0
Night games	3-1 trailing	0-2
vs Left starter	1-3 tied	0-1
vs Right starter	5-0		
1-Run games	2-1	Hit 0 home runs	2-3
2-Run games	0-0	... 1 home run	3-0
5+Run games	3-2	... 2+ home runs	1-0
Extra innings	0-1		
Shutouts	2-0	Opponent 0 home runs	5-2
	 1 home run	1-0
	 2+ HRs	0-1
Scoring 0-2 runs	1-1		
..... 3-5 runs	0-2		
..... 6-9 runs	3-0	Made 0 errors	1-0
..... 10+ runs	2-0	... 1 error	1-0
		... 2+ errors	4-3
Opponent 0-2 runs	2-1		
..... 3-5 runs	3-0	Opp. made 0 errors	3-0
..... 6-9 runs	1-0 1 error	1-1
..... 10+ runs	0-2 2+ errors	2-2
Scored in 1st inning	2-2	Out-hit opponent	4-0
Opp. scored in 1st	1-1	Out-hit by opponent	0-3
Scores first	5-2	Hits are tied	2-0
Opp. scores first	1-1		

Record when team scores:

Runs	0	1	2	3	4	5	6	7	8	9	10+
W-L	0-0	1-1	0-0	0-1	0-1	0-0	1-0	1-0	0-0	1-0	2-0

Record when opponent scores:

Runs	0	1	2	3	4	5	6	7	8	9	10+
W-L	2-0	0-0	0-1	2-0	0-0	1-0	1-0	0-0	0-0	0-0	0-2

Record when leading after:

Inn.	1	2	3	4	5	6	7	8
W-L	2-1	3-1	4-2	5-1	5-0	6-0	6-0	6-0

Record when trailing after:

Inn.	1	2	3	4	5	6	7	8
W-L	1-1	1-1	1-1	1-2	0-2	0-2	0-2	0-2

Record when tied after:

Inn.	1	2	3	4	5	6	7	8
W-L	3-1	2-1	1-0	0-0	1-1	0-1	0-1	0-1

Current winning streak: 3
 Longest winning streak: 3
 Longest losing streak: 2

Home attendance : 1655 (5 dates avg = 331)
 Away attendance : 658 (3 dates avg = 219)
 Total attendance: 2313 (8 dates avg = 289)



The Automated ScoreBook
Season Game Highs for Arkansas State (as of Mar 08, 2018)
(All games)



TEAM GAME HIGHS

Batting

At bats:	40	-	at New Orleans (Mar 02, 2018)
Runs scored:	13	-	vs UT Martin (Mar 06, 2018)
Hits:	15	-	at New Orleans (Mar 03, 2018)
RBI:	12	-	at New Orleans (Mar 03, 2018)
Doubles:	4	-	vs UT Martin (Mar 06, 2018)
Triples:	1	-	vs Southeast Missouri (Feb 20, 2018)
Home runs:	2	-	vs UT Martin (Mar 06, 2018)
Total bases:	21	-	at New Orleans (Mar 03, 2018)
Walks:	10	-	vs Mississippi Valley (Feb 27, 2018)
Strikeouts:	16	-	at New Orleans (Mar 02, 2018)
Sac hits:	2	-	vs Southeast Missouri (Feb 20, 2018)
Sac flies:	2	-	vs Mississippi Valley (Feb 27, 2018)
Stolen bases:	4	-	vs Mississippi Valley (Feb 27, 2018)
Hit by pitch:	3	-	vs Southeast Missouri (Feb 20, 2018)
Caught stealing:	1	-	vs Illinois State (Feb 18, 2018)
	1	-	vs UT Martin (Mar 06, 2018)
Runners LOB:	12	-	vs Southeast Missouri (Feb 20, 2018)
Hit into DP:	1	-	(4 times)

Fielding

Putouts:	32	-	at New Orleans (Mar 02, 2018)
Assists:	16	-	at New Orleans (Mar 04, 2018)
Errors:	3	-	vs Illinois State (Feb 18, 2018)
Passed balls:	2	-	vs Illinois State (Feb 18, 2018)
DPs turned:	2	-	vs Illinois State (Feb 18, 2018)
	2	-	at New Orleans (Mar 04, 2018)

Pitching

Innings pitched:	10.2	-	at New Orleans (Mar 02, 2018)
Runs allowed:	18	-	vs Illinois State (Feb 18, 2018)
Earned runs:	14	-	vs Illinois State (Feb 18, 2018)
Walks allowed:	5	-	vs Illinois State (Feb 18, 2018)
	5	-	vs Southeast Missouri (Feb 20, 2018)
Strikeouts:	15	-	vs UT Martin (Mar 06, 2018)
Hits allowed:	19	-	vs Illinois State (Feb 18, 2018)
Doubles allowed:	5	-	vs Illinois State (Feb 18, 2018)
Triples allowed:	1	-	vs Illinois State (Feb 18, 2018)
Homers allowed:	2	-	vs Illinois State (Feb 18, 2018)
Wild pitches:	2	-	(4 times)
Hit batters:	3	-	vs Illinois State (Feb 18, 2018)
	3	-	at New Orleans (Mar 02, 2018)
	3	-	vs UT Martin (Mar 06, 2018)



The Automated ScoreBook
Season Game Highs for Arkansas State (as of Mar 08, 2018)
(All games)



INDIVIDUAL GAME HIGHS

Batting

At bats:	5	-	(15 times)
Runs scored:	4	-	Jablonski, Jacob vs UT Martin (Mar 06, 2018)
Hits:	4	-	Deshazier, Jaylon at New Orleans (Mar 03, 2018)
	4	-	Andersen, Logan at New Orleans (Mar 03, 2018)
RBI:	7	-	Deshazier, Jaylon at New Orleans (Mar 03, 2018)
Doubles:	1	-	(15 times)
Triples:	1	-	Andersen, Logan vs Southeast Missouri (Feb 20, 2018)
Home runs:	1	-	(5 times)
Total bases:	8	-	Deshazier, Jaylon at New Orleans (Mar 03, 2018)
Walks:	3	-	Brown, Jeremy vs Mississippi Valley (Feb 27, 2018)
Strikeouts:	3	-	(7 times)
Sac hits:	1	-	(7 times)
Sac flies:	1	-	(4 times)
Stolen bases:	3	-	Hawkins, Grant vs Mississippi Valley (Feb 27, 2018)
Hit by pitch:	1	-	(11 times)
Caught stealing:	1	-	Hawkins, Grant vs Illinois State (Feb 18, 2018)
	1	-	Andersen, Logan vs UT Martin (Mar 06, 2018)
Runners LOB:	6	-	MacDonald, Kyle at New Orleans (Mar 02, 2018)

Fielding

Putouts:	13	-	MacDonald, Kyle at New Orleans (Mar 02, 2018)
	13	-	Ray, Cullen vs UT Martin (Mar 06, 2018)
Assists:	5	-	Brown, Jeremy at New Orleans (Mar 02, 2018)
Errors:	1	-	(16 times)
Passed balls:	2	-	Powell, Austin vs Illinois State (Feb 18, 2018)

Pitching

Innings pitched:	8.0	-	Welsh, Bradey at New Orleans (Mar 02, 2018)
	8.0	-	Culbertson, Peyton at New Orleans (Mar 04, 2018)
Runs allowed:	6	-	Lee, Coulton vs Illinois State (Feb 18, 2018)
	6	-	Culbertson, Peyton vs Illinois State (Feb 18, 2018)
Earned runs:	6	-	Lee, Coulton vs Illinois State (Feb 18, 2018)
Walks allowed:	4	-	Patterson, Zachary vs Illinois State (Feb 18, 2018)
Strikeouts:	11	-	Alberius, Nate vs UT Martin (Mar 06, 2018)
Hits allowed:	8	-	Lee, Coulton vs Illinois State (Feb 18, 2018)
Doubles allowed:	2	-	(4 times)
Triples allowed:	1	-	Patterson, Zachary vs Illinois State (Feb 18, 2018)
Homers allowed:	1	-	Holt, Carter vs Illinois State (Feb 18, 2018)
	1	-	Lee, Coulton vs Illinois State (Feb 18, 2018)
	1	-	Alberius, Nate vs Southeast Missouri (Feb 20, 2018)
Wild pitches:	1	-	(12 times)
Hit batters:	2	-	(5 times)

The Automated ScoreBook
Individual Game-by-Game for Arkansas State (as of Mar 08, 2018)

#36 Alberius, Nate - 3 games (All games)

Date	Opponent	Pos	AB	R	H	RBI	2B	3B	HR	BB	SB	CS	HBP	SAC	SF	GDP	K	PO	A	E	Avg	
Feb 20	SOUTHEAST MISSOU	*p	0	0	0	0	0	0	0	0	0	0	0	0	0	0	0	0	2	1	0	.000
Feb 27	MISSISSIPPI VALLEY	*p	0	0	0	0	0	0	0	0	0	0	0	0	0	0	0	0	2	0	0	.000
Mar 06	UT MARTIN	*p	0	0	0	0	0	0	0	0	0	0	0	0	0	0	0	0	1	0	0	.000
Totals		3gs	0	0	0	0	0	0	0	0	0	0	0	0	0	0	0	0	5	1	0	.000

On base pct. .000 • Slugging pct. .000

#36 Alberius, Nate - 3 appearances (All games)

Date	Opponent	GS	IP	H	R	ER	BB	SO	2B	3B	HR	WP	BK	HBP	IBB	Score	W-L	Sv	ERA	NP
Feb 20	SOUTHEAST MISSOU	*	6.1	4	4	3	2	2	0	0	1	1	0	1	0	7-6	0-0	0	4.26	88
Feb 27	MISSISSIPPI VALLEY	*	7.0	4	0	0	0	9	0	0	0	0	1	0	0	9-0	1-0	0	2.03	95
Mar 06	UT MARTIN	*	7.0	7	3	1	0	11	2	0	0	1	0	1	0	13-5	2-0	0	1.77	107
Totals		3	20.1	15	7	4	2	22	2	0	1	2	1	2	0	29-11	2-0	0	1.77	-

#20 Andersen, Logan - 9 games (All games)

Date	Opponent	Pos	AB	R	H	RBI	2B	3B	HR	BB	SB	CS	HBP	SAC	SF	GDP	K	PO	A	E	Avg
Feb 16	ILLINOIS STATE	*of	3	0	0	0	0	0	0	0	0	0	0	0	0	0	0	4	0	0	.000
Feb 18	ILLINOIS STATE-1	*of	3	0	1	1	0	0	0	0	0	0	0	0	0	0	0	5	0	0	.167
Feb 18	ILLINOIS STATE-2	*of	3	0	2	0	0	0	0	1	0	0	0	0	0	0	0	4	0	0	.333
Feb 20	SOUTHEAST MISSOU	*of	3	1	2	1	0	1	0	2	0	0	0	0	0	0	0	6	0	0	.417
Feb 27	MISSISSIPPI VALLEY	*of	2	1	1	1	0	0	0	2	1	0	0	0	0	0	0	0	0	0	.429
Mar 02	at New Orleans	*of	5	0	2	0	1	0	0	0	0	0	0	0	0	0	0	1	3	0	.421
Mar 03	at New Orleans	*of	4	3	4	1	1	0	0	1	0	0	0	0	0	0	0	3	0	0	.522
Mar 04	at New Orleans	*of	5	0	0	0	0	0	0	0	0	0	0	0	0	0	0	1	2	0	.429
Mar 06	UT MARTIN	*of	4	0	0	0	0	0	0	1	0	1	0	0	0	0	0	1	1	0	.375
Totals		9gs	32	5	12	4	2	1	0	7	1	1	0	0	0	0	0	3	28	0	.375

On base pct. .487 • Slugging pct. .500

#16 Ayers, Bryan - 2 appearances (All games)

Date	Opponent	GS	IP	H	R	ER	BB	SO	2B	3B	HR	WP	BK	HBP	IBB	Score	W-L	Sv	ERA	NP
Feb 27	MISSISSIPPI VALLEY		1.0	1	0	0	0	1	1	0	0	1	0	0	0	9-0	0-0	0	0.00	16
Mar 06	UT MARTIN		1.0	1	0	0	0	2	1	0	0	0	0	0	0	13-5	0-0	0	0.00	10
Totals		0	2.0	2	0	0	0	3	2	0	0	1	0	0	0	22-5	0-0	0	0.00	-

#9 Brown, Jeremy - 7 games (All games)

Date	Opponent	Pos	AB	R	H	RBI	2B	3B	HR	BB	SB	CS	HBP	SAC	SF	GDP	K	PO	A	E	Avg
Feb 16	ILLINOIS STATE	*2b	2	0	0	0	0	0	0	1	0	0	0	0	0	0	0	1	1	0	.000
Feb 18	ILLINOIS STATE-1	*2b	3	2	2	1	1	0	0	1	0	0	0	0	0	0	0	4	3	1	.400
Feb 18	ILLINOIS STATE-2	*2b	5	1	1	0	1	0	0	0	1	0	0	0	0	0	0	1	0	3	.300
Feb 20	SOUTHEAST MISSOU	*2b	4	0	1	1	0	0	0	0	0	0	0	0	1	0	0	1	3	0	.286
Feb 27	MISSISSIPPI VALLEY	*2b	2	2	0	0	0	0	0	3	0	0	0	0	0	0	0	1	2	3	.250
Mar 02	at New Orleans	*2b	5	0	1	0	0	0	0	0	0	0	0	0	0	0	0	2	5	5	.238
Mar 03	at New Orleans	*2b	1	0	0	0	0	0	0	0	0	0	1	0	0	0	0	0	1	0	.227
Totals		7gs	22	5	5	2	2	0	0	5	1	0	1	0	1	0	5	13	19	1	.227

On base pct. .379 • Slugging pct. .318

#17 Culbertson, Peyton - 2 games (All games)

Date	Opponent	Pos	AB	R	H	RBI	2B	3B	HR	BB	SB	CS	HBP	SAC	SF	GDP	K	PO	A	E	Avg
Feb 18	ILLINOIS STATE-2	*p	0	0	0	0	0	0	0	0	0	0	0	0	0	0	0	0	1	0	.000
Mar 04	at New Orleans	*p	0	0	0	0	0	0	0	0	0	0	0	0	0	0	0	0	3	0	.000
Totals		2gs	0	0	0	0	0	0	0	0	0	0	0	0	0	0	0	0	4	0	.000

On base pct. .000 • Slugging pct. .000

The Automated ScoreBook
Individual Game-by-Game for Arkansas State (as of Mar 08, 2018)

#17 Culbertson, Peyton - 2 appearances (All games)

Date	Opponent	GS	IP	H	R	ER	BB	SO	2B	3B	HR	WP	BK	HBP	IBB	Score	W-L	Sv	ERA	NP
Feb 18	ILLINOIS STATE-2	*	5.0	7	6	4	1	5	1	0	0	1	0	2	0	4-11	0-1	0	7.20	80
Mar 04	at New Orleans	*	8.0	5	1	1	3	3	1	0	0	0	0	2	0	6-3	1-1	0	3.46	103
Totals		2	13.0	12	7	5	4	8	2	0	0	1	0	4	0	10-14	1-1	0	3.46	-

#34 Deshazier, Jaylon - 5 games (All games)

Date	Opponent	Pos	AB	R	H	RBI	2B	3B	HR	BB	SB	CS	HBP	SAC	SF	GDP	K	PO	A	E	Avg
Feb 18	ILLINOIS STATE-1	ph/of	1	0	0	0	0	0	0	0	0	0	0	0	0	0	1	0	0	0	.000
Feb 27	MISSISSIPPI VALLEY	ph/of	1	0	0	0	0	0	0	0	0	0	0	0	0	0	0	1	0	0	.000
Mar 03	at New Orleans	*of	5	2	4	7	1	0	1	0	0	0	0	0	0	0	1	4	0	0	.571
Mar 04	at New Orleans	*of	3	0	2	0	0	0	0	1	0	0	0	0	0	0	0	1	0	0	.600
Mar 06	UT MARTIN	*of	4	3	1	0	1	0	0	1	0	0	0	0	0	0	0	1	0	0	.500
Totals		3gs	14	5	7	7	2	0	1	2	0	0	0	0	0	0	2	7	0	0	.500

On base pct. .562 • Slugging pct. .857

#1 Hawkins, Grant - 9 games (All games)

Date	Opponent	Pos	AB	R	H	RBI	2B	3B	HR	BB	SB	CS	HBP	SAC	SF	GDP	K	PO	A	E	Avg
Feb 16	ILLINOIS STATE	*ss	3	0	0	0	0	0	0	1	0	0	0	0	0	0	2	1	0	1	.000
Feb 18	ILLINOIS STATE-1	*ss	5	1	1	0	1	0	0	0	0	0	0	0	0	0	0	2	2	0	.125
Feb 18	ILLINOIS STATE-2	*ss	5	1	3	1	0	0	0	1	1	1	0	0	0	0	1	2	1	0	.308
Feb 20	SOUTHEAST MISSOU	*ss	3	2	1	1	0	0	0	1	0	0	1	0	0	0	1	1	3	0	.312
Feb 27	MISSISSIPPI VALLEY	*ss	3	1	2	0	0	0	0	2	3	0	0	0	0	0	1	1	1	0	.368
Mar 02	at New Orleans	*ss	4	0	1	0	0	0	0	1	0	0	0	0	0	0	2	2	3	0	.348
Mar 03	at New Orleans	*ss	5	0	2	2	1	0	0	1	0	0	0	0	0	0	1	1	3	0	.357
Mar 04	at New Orleans	*ss	2	2	0	0	0	0	0	2	1	0	1	0	0	0	1	4	4	1	.333
Mar 06	UT MARTIN	*ss	3	1	1	2	0	0	1	2	0	0	0	0	0	0	1	1	4	0	.333
Totals		9gs	33	8	11	6	2	0	1	10	5	1	2	0	0	0	10	15	21	2	.333

On base pct. .511 • Slugging pct. .485

#23 Holt, Carter - 1 appearance (All games)

Date	Opponent	GS	IP	H	R	ER	BB	SO	2B	3B	HR	WP	BK	HBP	IBB	Score	W-L	Sv	ERA	NP
Feb 18	ILLINOIS STATE-1		1.0	4	5	5	1	1	0	0	1	1	0	2	0	3-18	0-0	0	45.00	21
Totals		0	1.0	4	5	5	1	1	0	0	1	1	0	2	0	3-18	0-0	0	45.00	-

#19 Jablonski, Jacob - 9 games (All games)

Date	Opponent	Pos	AB	R	H	RBI	2B	3B	HR	BB	SB	CS	HBP	SAC	SF	GDP	K	PO	A	E	Avg
Feb 16	ILLINOIS STATE	*3b	3	0	0	0	0	0	0	0	0	0	0	0	0	0	2	0	3	1	.000
Feb 18	ILLINOIS STATE-1	*3b	2	0	0	0	0	0	0	1	0	0	0	0	0	0	1	1	3	1	.000
Feb 18	ILLINOIS STATE-2	*3b	3	1	1	0	0	0	0	1	0	0	0	0	0	0	0	0	2	1	.125
Feb 20	SOUTHEAST MISSOU	*3b	4	1	1	1	0	0	0	0	0	0	1	0	0	0	2	1	1	0	.167
Feb 27	MISSISSIPPI VALLEY	*3b	3	0	1	2	1	0	0	1	0	0	0	0	0	0	2	0	1	0	.200
Mar 02	at New Orleans	*3b	4	0	0	0	0	0	0	1	0	0	0	0	0	0	2	0	1	1	.158
Mar 03	at New Orleans	*3b	3	0	0	0	0	0	0	1	0	0	0	1	0	0	2	0	2	0	.136
Mar 04	at New Orleans	*3b	3	0	0	0	0	0	0	1	0	0	0	0	0	1	0	1	4	1	.120
Mar 06	UT MARTIN	*3b	3	4	2	0	1	0	0	2	0	0	0	0	0	0	0	1	2	1	.179
Totals		9gs	28	6	5	3	2	0	0	8	0	0	1	1	0	1	11	4	19	6	.179

On base pct. .378 • Slugging pct. .250

The Automated ScoreBook
Individual Game-by-Game for Arkansas State (as of Mar 08, 2018)

#5 Johnson, Tobias - 6 games (All games)

Date	Opponent	Pos	AB	R	H	RBI	2B	3B	HR	BB	SB	CS	HBP	SAC	SF	GDP	K	PO	A	E	Avg
Feb 20	SOUTHEAST MISSOU	*dh	4	0	3	2	0	0	0	1	0	0	0	0	0	0	0	0	0	0	.750
Feb 27	MISSISSIPPI VALLEY	*dh	5	0	1	0	0	0	0	0	0	0	0	0	0	0	0	0	0	0	.444
Mar 02	at New Orleans	*dh	4	0	0	0	0	0	0	0	0	0	1	0	0	0	0	0	0	0	.308
Mar 03	at New Orleans	*dh	4	2	1	0	0	0	0	1	0	0	0	0	0	0	0	0	0	0	.294
Mar 04	at New Orleans	*2b	4	1	2	3	0	0	1	0	0	0	0	1	0	0	1	2	3	0	.333
Mar 06	UT MARTIN	*2b	1	0	0	0	0	0	0	1	0	0	1	0	0	0	0	0	1	0	.318
Totals		6gs	22	3	7	5	0	0	1	3	0	0	2	1	0	0	1	2	4	0	.318

On base pct. .444 • Slugging pct. .455

#38 Kirby, Tanner - 5 appearances (All games)

Date	Opponent	GS	IP	H	R	ER	BB	SO	2B	3B	HR	WP	BK	HBP	IBB	Score	W-L	Sv	ERA	NP
Feb 16	ILLINOIS STATE		0.2	0	0	0	0	1	0	0	0	0	0	0	0	1-0	0-0	0	0.00	8
Feb 20	SOUTHEAST MISSOU		0.2	0	1	1	1	0	0	0	0	0	0	0	0	7-6	0-0	0	6.75	9
Feb 27	MISSISSIPPI VALLEY		1.0	0	0	0	0	3	0	0	0	0	0	0	0	9-0	0-0	0	3.86	18
Mar 02	at New Orleans		0.2	0	0	0	1	1	0	0	0	0	0	0	0	1-2	0-0	0	3.00	17
Mar 04	at New Orleans		0.2	3	2	2	1	1	1	0	0	0	0	0	0	6-3	0-0	0	7.36	25
Totals		0	3.2	3	3	3	3	6	1	0	0	0	0	0	0	24-11	0-0	0	7.36	-

#35 Kutzke, Jesse - 1 game (All games)

Date	Opponent	Pos	AB	R	H	RBI	2B	3B	HR	BB	SB	CS	HBP	SAC	SF	GDP	K	PO	A	E	Avg
Mar 02	at New Orleans	p	0	0	0	0	0	0	0	0	0	0	0	0	0	0	0	0	2	0	.000
Totals		0gs	0	0	0	0	0	0	0	0	0	0	0	0	0	0	0	0	2	0	.000

On base pct. .000 • Slugging pct. .000

#35 Kutzke, Jesse - 4 appearances (All games)

Date	Opponent	GS	IP	H	R	ER	BB	SO	2B	3B	HR	WP	BK	HBP	IBB	Score	W-L	Sv	ERA	NP
Feb 16	ILLINOIS STATE		0.2	0	0	0	0	1	0	0	0	0	0	0	0	1-0	0-0	1	0.00	6
Feb 20	SOUTHEAST MISSOU		1.0	1	1	1	2	2	1	0	0	1	0	0	0	7-6	1-0	1	5.40	23
Mar 02	at New Orleans		2.0	3	1	1	2	1	0	0	0	1	0	1	0	1-2	1-1	1	4.91	39
Mar 04	at New Orleans		0.1	0	0	0	0	1	0	0	0	0	0	0	0	6-3	1-1	2	4.50	5
Totals		0	4.0	4	2	2	4	5	1	0	0	2	0	1	0	15-11	1-1	2	4.50	-

#40 Lannon, Payton - 2 appearances (All games)

Date	Opponent	GS	IP	H	R	ER	BB	SO	2B	3B	HR	WP	BK	HBP	IBB	Score	W-L	Sv	ERA	NP
Feb 16	ILLINOIS STATE		0.0	0	0	0	1	0	0	0	0	0	0	0	0	1-0	0-0	0	0.00	4
Feb 20	SOUTHEAST MISSOU		1.0	0	0	0	0	2	0	0	0	0	0	0	0	7-6	0-0	0	0.00	18
Totals		0	1.0	0	0	0	1	2	0	0	0	0	0	0	0	8-6	0-0	0	0.00	-

#14 Lee, Coulton - 2 games (All games)

Date	Opponent	Pos	AB	R	H	RBI	2B	3B	HR	BB	SB	CS	HBP	SAC	SF	GDP	K	PO	A	E	Avg
Feb 18	ILLINOIS STATE-1	*p	0	0	0	0	0	0	0	0	0	0	0	0	0	0	0	1	2	0	.000
Mar 03	at New Orleans	*p	0	0	0	0	0	0	0	0	0	0	0	0	0	0	0	1	0	0	.000
Totals		2gs	0	0	0	0	0	0	0	0	0	0	0	0	0	0	0	2	2	0	.000

On base pct. .000 • Slugging pct. .000

The Automated ScoreBook
Individual Game-by-Game for Arkansas State (as of Mar 08, 2018)

#14 Lee, Coulton - 2 appearances (All games)

Date	Opponent	GS	IP	H	R	ER	BB	SO	2B	3B	HR	WP	BK	HBP	IBB	Score	W-L	Sv	ERA	NP
Feb 18	ILLINOIS STATE-1	*	4.1	8	6	6	0	0	2	0	1	0	0	1	0	3-18	0-1	0	12.46	66
Mar 03	at New Orleans	*	6.0	5	3	3	2	3	2	0	0	1	0	0	0	12-3	1-1	0	7.84	71
Totals		2	10.1	13	9	9	2	3	4	0	1	1	0	1	0	15-21	1-1	0	7.84	-

#7 Leggo, Andrew - 4 games (All games)

Date	Opponent	Pos	AB	R	H	RBI	2B	3B	HR	BB	SB	CS	HBP	SAC	SF	GDP	K	PO	A	E	Avg	
Feb 18	ILLINOIS STATE-1	ph/3b	1	0	0	0	0	0	0	0	0	0	0	0	0	0	1	0	0	0	1	.000
Feb 20	SOUTHEAST MISSOU	pr/dh	0	0	0	0	0	0	0	0	0	0	0	0	0	0	0	0	0	0	0	.000
Feb 27	MISSISSIPPI VALLEY	ph/3b	0	0	0	0	0	0	0	0	0	0	1	0	0	0	0	0	0	0	0	.000
Mar 03	at New Orleans	ph	0	0	0	0	0	0	0	1	0	0	0	0	0	0	0	0	0	0	0	.000
Totals		ogs	1	0	0	0	0	0	0	1	0	0	1	0	0	0	1	0	0	1	0	.000

On base pct. .667 • Slugging pct. .000

#8 MacDonald, Kyle - 9 games (All games)

Date	Opponent	Pos	AB	R	H	RBI	2B	3B	HR	BB	SB	CS	HBP	SAC	SF	GDP	K	PO	A	E	Avg
Feb 16	ILLINOIS STATE	*1b	2	1	2	1	0	0	1	1	0	0	0	0	0	0	0	4	0	0	1.000
Feb 18	ILLINOIS STATE-1	*1b	3	0	0	0	0	0	0	1	0	0	0	0	0	1	1	7	1	0	.400
Feb 18	ILLINOIS STATE-2	*1b	4	0	0	0	0	0	0	1	0	0	0	0	0	0	0	8	0	1	.222
Feb 20	SOUTHEAST MISSOU	*1b	4	2	1	0	0	0	0	1	0	0	0	0	0	0	0	10	0	1	.231
Feb 27	MISSISSIPPI VALLEY	*1b	3	2	2	1	0	0	0	1	0	0	0	0	0	0	0	9	0	0	.312
Mar 02	at New Orleans	*1b	5	0	0	0	0	0	0	0	0	0	0	0	0	0	3	13	0	0	.238
Mar 03	at New Orleans	*1b	5	2	2	1	0	0	0	0	0	0	0	0	0	0	1	8	2	1	.269
Mar 04	at New Orleans	*1b	5	0	2	1	1	0	0	0	0	0	0	0	0	0	1	10	1	0	.290
Mar 06	UT MARTIN	*1b	5	1	1	0	1	0	0	0	0	0	0	0	0	0	3	7	0	0	.278
Totals		9gs	36	8	10	4	2	0	1	5	0	0	0	0	0	1	9	76	4	3	.278

On base pct. .366 • Slugging pct. .417

#32 Patterson, Zachary - 2 appearances (All games)

Date	Opponent	GS	IP	H	R	ER	BB	SO	2B	3B	HR	WP	BK	HBP	IBB	Score	W-L	Sv	ERA	NP
Feb 18	ILLINOIS STATE-2		4.0	6	5	5	4	4	1	1	0	0	0	0	0	4-11	0-0	0	11.25	94
Mar 06	UT MARTIN		1.0	2	2	1	0	2	1	0	0	1	0	2	0	13-5	0-0	0	10.80	36
Totals		0	5.0	8	7	6	4	6	2	1	0	1	0	2	0	17-16	0-0	0	10.80	-

#12 Powell, Austin - 4 games (All games)

Date	Opponent	Pos	AB	R	H	RBI	2B	3B	HR	BB	SB	CS	HBP	SAC	SF	GDP	K	PO	A	E	Avg
Feb 18	ILLINOIS STATE-1	*c	3	0	1	0	0	0	0	1	0	0	0	0	0	0	0	4	1	0	.333
Feb 27	MISSISSIPPI VALLEY	c	0	0	0	0	0	0	0	0	0	0	0	0	0	0	0	1	0	0	.333
Mar 02	at New Orleans	c	0	0	0	0	0	0	0	0	0	0	0	0	0	0	0	1	0	0	.333
Mar 03	at New Orleans	*c	3	0	0	0	0	0	0	0	0	0	0	0	0	0	3	3	0	1	.167
Totals		2gs	6	0	1	0	0	0	0	1	0	0	0	0	0	0	3	9	1	1	.167

On base pct. .286 • Slugging pct. .167

#25 Ray, Cullen - 8 games (All games)

Date	Opponent	Pos	AB	R	H	RBI	2B	3B	HR	BB	SB	CS	HBP	SAC	SF	GDP	K	PO	A	E	Avg
Feb 16	ILLINOIS STATE	*c	3	0	0	0	0	0	0	0	0	0	0	0	0	0	3	10	0	0	.000
Feb 18	ILLINOIS STATE-2	*c	3	1	0	0	0	0	0	1	0	0	0	0	0	0	1	8	2	0	.000
Feb 20	SOUTHEAST MISSOU	*c	4	0	0	0	0	0	0	0	0	0	0	0	0	1	2	6	0	0	.000
Feb 27	MISSISSIPPI VALLEY	*c	1	1	0	2	0	0	0	1	0	0	0	1	1	0	0	11	1	0	.000
Mar 02	at New Orleans	*c	3	0	0	0	0	0	0	1	0	0	0	0	0	0	2	6	0	0	.000
Mar 03	at New Orleans	c	1	0	0	0	0	0	0	0	0	0	0	0	0	1	0	1	0	0	.000
Mar 04	at New Orleans	*c	3	1	0	0	0	0	0	1	0	0	0	0	0	0	2	5	1	0	.000
Mar 06	UT MARTIN	*c	4	2	2	5	0	0	1	0	0	0	0	1	0	0	1	13	0	0	.091
Totals		7gs	22	5	2	7	0	0	1	4	0	0	0	2	1	2	11	60	4	0	.091

On base pct. .222 • Slugging pct. .227

The Automated ScoreBook
Individual Game-by-Game for Arkansas State (as of Mar 08, 2018)

#21 Ritter, Bo - 1 game (All games)

Date	Opponent	Pos	AB	R	H	RBI	2B	3B	HR	BB	SB	CS	HBP	SAC	SF	GDP	K	PO	A	E	Avg
Mar 03	at New Orleans	p	0	0	0	0	0	0	0	0	0	0	0	0	0	0	0	1	0	0	.000
Totals		0gs	0	0	0	0	0	0	0	0	0	0	0	0	0	0	0	1	0	0	.000

On base pct. .000 • Slugging pct. .000

#21 Ritter, Bo - 2 appearances (All games)

Date	Opponent	GS	IP	H	R	ER	BB	SO	2B	3B	HR	WP	BK	HBP	IBB	Score	W-L	Sv	ERA	NP
Feb 18	ILLINOIS STATE-1		2.2	4	3	3	2	3	2	0	0	1	0	0	0	3-18	0-0	0	10.12	56
Mar 03	at New Orleans		3.0	2	0	0	2	1	1	0	0	1	0	0	0	12-3	0-0	1	4.76	48
Totals		0	5.2	6	3	3	4	4	3	0	0	2	0	0	0	15-21	0-0	1	4.76	-

#10 Squire, Caleb - 8 games (All games)

Date	Opponent	Pos	AB	R	H	RBI	2B	3B	HR	BB	SB	CS	HBP	SAC	SF	GDP	K	PO	A	E	Avg
Feb 16	ILLINOIS STATE	*dh	3	0	0	0	0	0	0	0	0	0	0	0	0	0	1	0	0	0	.000
Feb 18	ILLINOIS STATE-1	*dh	2	0	0	0	0	0	0	0	0	0	0	1	0	0	1	0	0	0	.000
Feb 20	SOUTHEAST MISSOU	ph	0	0	0	0	0	0	0	0	0	0	1	0	0	0	0	0	0	0	.000
Feb 27	MISSISSIPPI VALLEY	ph	1	0	0	0	0	0	0	0	0	0	0	0	0	0	1	0	0	0	.000
Mar 02	at New Orleans	ph	1	0	0	0	0	0	0	0	0	0	0	0	0	0	1	0	0	0	.000
Mar 03	at New Orleans	2b	2	2	1	0	0	0	0	1	0	0	0	0	0	0	1	1	2	0	.111
Mar 04	at New Orleans	*dh	4	0	1	2	0	0	0	0	0	0	0	0	1	0	2	0	0	0	.154
Mar 06	UT MARTIN	ph/2b	2	0	1	1	0	0	0	0	0	0	0	0	0	0	0	1	0	0	.200
Totals		3gs	15	2	3	3	0	0	0	1	0	0	1	1	1	0	7	2	2	0	.200

On base pct. .278 • Slugging pct. .200

#26 Tipton, Drew - 9 games (All games)

Date	Opponent	Pos	AB	R	H	RBI	2B	3B	HR	BB	SB	CS	HBP	SAC	SF	GDP	K	PO	A	E	Avg
Feb 16	ILLINOIS STATE	*of	3	0	0	0	0	0	0	0	0	0	0	0	0	0	3	6	0	0	.000
Feb 18	ILLINOIS STATE-1	*of	4	0	0	0	0	0	0	0	0	0	0	0	0	0	1	1	0	0	.000
Feb 18	ILLINOIS STATE-2	*of	3	0	0	1	0	0	0	1	1	0	1	0	0	0	1	2	0	0	.000
Feb 20	SOUTHEAST MISSOU	*of	3	0	1	0	0	0	0	0	0	0	0	1	0	0	1	1	0	0	.077
Feb 27	MISSISSIPPI VALLEY	*of	3	0	0	1	0	0	0	0	0	0	0	0	1	0	1	1	0	0	.062
Mar 02	at New Orleans	*of	4	1	1	0	0	0	0	1	0	0	0	0	0	0	0	1	0	0	.100
Mar 03	at New Orleans	*of	4	1	1	1	0	0	0	0	0	0	1	0	0	0	2	4	0	0	.125
Mar 04	at New Orleans	*of	3	2	1	0	1	0	0	1	0	0	0	0	0	0	0	2	0	0	.148
Mar 06	UT MARTIN	*of	5	1	2	1	1	0	0	0	0	0	0	0	0	0	2	2	0	0	.188
Totals		9gs	32	5	6	4	2	0	0	3	1	0	2	1	1	0	11	20	0	0	.188

On base pct. .289 • Slugging pct. .250

#6 Vaughan, Casey - 7 games (All games)

Date	Opponent	Pos	AB	R	H	RBI	2B	3B	HR	BB	SB	CS	HBP	SAC	SF	GDP	K	PO	A	E	Avg
Feb 16	ILLINOIS STATE	*of	3	0	0	0	0	0	0	0	0	0	0	0	0	0	3	1	0	0	.000
Feb 18	ILLINOIS STATE-1	*of	2	0	0	0	0	0	0	1	0	0	0	0	0	0	0	1	0	0	.000
Feb 18	ILLINOIS STATE-2	*of	4	0	0	0	0	0	0	0	0	0	0	0	0	0	2	3	0	0	.000
Feb 20	SOUTHEAST MISSOU	*of	3	1	1	0	1	0	0	1	1	0	0	1	0	0	1	1	0	0	.083
Feb 27	MISSISSIPPI VALLEY	*of	3	2	1	2	0	0	0	0	0	0	1	0	0	0	0	0	0	0	.133
Mar 02	at New Orleans	*of	5	0	0	0	0	0	0	0	0	0	0	0	0	0	3	1	0	1	.100
Mar 06	UT MARTIN	*dh	4	1	0	0	0	0	0	1	0	0	0	0	0	0	2	0	0	0	.083
Totals		7gs	24	4	2	2	1	0	0	3	1	0	1	1	0	0	11	7	0	1	.083

On base pct. .214 • Slugging pct. .125

#30 Wasson, Korey - 1 appearance (All games)

Date	Opponent	GS	IP	H	R	ER	BB	SO	2B	3B	HR	WP	BK	HBP	IBB	Score	W-L	Sv	ERA	NP
Feb 18	ILLINOIS STATE-1		1.0	3	4	0	1	0	1	0	0	0	0	0	0	3-18	0-0	0	0.00	24
Totals		0	1.0	3	4	0	1	0	1	0	0	0	0	0	0	3-18	0-0	0	0.00	-

The Automated ScoreBook
Individual Game-by-Game for Arkansas State (as of Mar 08, 2018)

#15 Welch, Winston - 4 games (All games)

Date	Opponent	Pos	AB	R	H	RBI	2B	3B	HR	BB	SB	CS	HBP	SAC	SF	GDP	K	PO	A	E	Avg
Feb 18	ILLINOIS STATE-1	ph/dh	2	0	0	0	0	0	0	0	0	0	0	0	0	0	1	0	0	0	.000
Feb 18	ILLINOIS STATE-2	*dh	4	0	0	0	0	0	0	0	0	0	0	0	0	0	2	0	0	0	.000
Feb 27	MISSISSIPPI VALLEY	ph/1b	1	0	0	0	0	0	0	0	0	0	0	0	0	0	0	1	0	0	.000
Mar 03	at New Orleans	ph	1	0	0	0	0	0	0	0	0	0	0	0	0	0	1	0	0	0	.000
Totals		1gs	8	0	0	0	0	0	0	0	0	0	0	0	0	0	4	1	0	0	.000

On base pct. .000 • Slugging pct. .000

#27 Welsh, Bradey - 1 game (All games)

Date	Opponent	Pos	AB	R	H	RBI	2B	3B	HR	BB	SB	CS	HBP	SAC	SF	GDP	K	PO	A	E	Avg
Mar 02	at New Orleans	*p	0	0	0	0	0	0	0	0	0	0	0	0	0	0	0	0	2	0	.000
Totals		1gs	0	0	0	0	0	0	0	0	0	0	0	0	0	0	0	0	2	0	.000

On base pct. .000 • Slugging pct. .000

#27 Welsh, Bradey - 2 appearances (All games)

Date	Opponent	GS	IP	H	R	ER	BB	SO	2B	3B	HR	WP	BK	HBP	IBB	Score	W-L	Sv	ERA	NP
Feb 16	ILLINOIS STATE	*	7.2	1	0	0	1	8	0	0	0	1	0	0	0	1-0	1-0	0	0.00	90
Mar 02	at New Orleans	*	8.0	3	1	1	1	5	0	0	0	0	0	2	0	1-2	1-0	0	0.57	103
Totals		2	15.2	4	1	1	2	13	0	0	0	1	0	2	0	2-2	1-0	0	0.57	-

#39 Wynn, Blake - 2 games (All games)

Date	Opponent	Pos	AB	R	H	RBI	2B	3B	HR	BB	SB	CS	HBP	SAC	SF	GDP	K	PO	A	E	Avg
Feb 18	ILLINOIS STATE-1	ph/of	0	0	0	0	0	0	0	1	0	0	0	0	0	0	0	1	0	0	.000
Feb 27	MISSISSIPPI VALLEY	of	0	0	0	0	0	0	0	0	0	0	0	0	0	0	0	0	0	0	.000
Totals		0gs	0	0	0	0	0	0	0	1	0	0	0	0	0	0	0	1	0	0	.000

On base pct. 1.000 • Slugging pct. .000

NCAA Statistics

Arkansas St. - 2017-18 Baseball Ranking Summary thru games 03/07/2018

Statistic	National Conference		Value National Leader		Value Conference Leader		Value
	Rank	Rank					
Base on Balls (297 ranked)	85	6	54	Florida St.	101	South Ala.	94
Batting Average (297 ranked)	212	9	0.241	Tennessee Tech	0.378	Coastal Caro.	0.299
Double Plays (294 ranked)	177	9	7	Northwestern St.	19	Georgia St.	18
Double Plays Per Game (297 ranked)	126	7	0.78	5 teams tied	1.50	Georgia St.	1.50
Doubles (296 ranked)	199	10	15	Kentucky	42	Coastal Caro.	39
Doubles Per Game (297 ranked)	131	9	1.67	Belmont	3.33	Coastal Caro.	2.79
Earned Run Average (297 ranked)	110	5	4.14	Hofstra	1.55	Texas St.	2.85
Fielding Percentage (297 ranked)	253	11	0.955	Southern California	0.997	Louisiana	0.982
Hit Batters (295 ranked)	104	7	14	Florida A&M	31	Coastal Caro. Louisiana	25 25
Hit by Pitch (295 ranked)	157	8	11	New Mexico St.	37	Coastal Caro.	23
Hits (297 ranked)	258	11	71	New Mexico St.	172	Coastal Caro.	146
Hits Allowed Per Nine Innings (297 ranked)	79	3	8.06	Stetson	4.82	Texas St.	5.88
Home Runs (280 ranked)	176	8	5	Tennessee Tech	29	Coastal Caro.	22
Home Runs Per Game (288 ranked)	152	8	0.56	Tennessee Tech	2.64	Coastal Caro.	1.57
On Base Percentage (297 ranked)	94	6	0.374	Tennessee Tech	0.471	Coastal Caro.	0.419
Runs (297 ranked)	167	9	56	New Mexico St.	171	Coastal Caro.	129
Sacrifice Bunts (263 ranked)	67	2	7	Abilene Christian	17	Louisiana	11
Sacrifice Flies (260 ranked)	137	9	4	Florida St. Incarnate Word Louisville	12 12 12	La.-Monroe South Ala.	7 7
Scoring (297 ranked)	91	6	6.2	Tennessee Tech	13.3	Coastal Caro.	9.2
Shutouts (46 ranked)	14	1	2	Col. of Charleston St. John's (NY) Stetson	4 4 4	Arkansas St.	2
Slugging Percentage (297 ranked)	187	10	0.349	Tennessee Tech	0.682	Coastal Caro.	0.526
Stolen Bases (291 ranked)	170	10	9	Southeastern La.	48	Coastal Caro.	27
Stolen Bases Per Game (297 ranked)	130	8	1.00	Southeastern La.	3.43	La.-Monroe	2.17
Strikeout-to-Walk Ratio (297 ranked)	65	2	2.61	Saint Mary's (CA)	4.89	Coastal Caro.	2.63
Strikeouts Per Nine Innings (297 ranked)	182	9	7.9	Florida St.	13.5	Little Rock	9.7
Triple Plays (1 ranked)			4	4 teams tied	1		
Triples (200 ranked)	200	10	1	Arizona St.	10	UT Arlington	5
Triples Per Game (262 ranked)	208	10	0.11	Arizona St.	0.77	UT Arlington	0.50
WHIP (297 ranked)	47	2	1.23	Stetson	0.86	Coastal Caro.	1.17
WL Pct (289 ranked)	59	3	0.667	5 teams tied	1.000	Coastal Caro.	0.786
Walks Allowed Per Nine Innings (297 ranked)	44	1	3.05	Saint Mary's (CA)	1.86	Arkansas St.	3.05

Statistic	Player	National Rank	Conference Rank	Value	National Leader	Value	Conference Leader	Value
Base on Balls (112 ranked)	Grant Hawkins	112	10	10	Travis Swaggerty, South Ala.	21	Travis Swaggerty, South Ala.	21
Base on Balls Per Game (146 ranked)	Grant Hawkins Jacob Jablonski	30 131	4 12	1.11 0.89	Travis Swaggerty, South Ala.	1.62	Travis Swaggerty, South Ala.	1.62
Batting Average (242 ranked)	Logan Andersen	242	6	0.375	Chris Galland, Boston College	0.583	Matt Sanders, Troy	0.431
Complete Games (1 ranked)					39 players tied	1	Chandler Fidel, Little Rock Cole Townsend, Little Rock	1 1
Doubles (72 ranked)					Mason Fishback, New Mexico St.	10	Seth Lancaster, Coastal Caro.	7
Doubles Per Game (135 ranked)					Hayden Schilling, New Mexico Owen Vonesslinger, Fairleigh Dickinson	0.75 0.75	4 players tied	0.50
Earned Run Average (198 ranked)	Bradey Welsh Nate Alberius	44 180	1 8	0.57 1.77	21 players tied	0.00	Bradey Welsh, Arkansas St.	0.57
Games Started (18 ranked)	Nate Alberius	18	2	3	17 players tied	4	Rush Hixon, Troy	4
Hit Batters (139 ranked)	Peyton Culbertson	49	6	4	7 players tied	7	Chandler Fidel, Little Rock	7
Hit By Pitch Per Game (120 ranked)					Austin Miller, Northern Colo.	0.90	Christian Avant, Ga. Southern	0.45
Hit by Pitch (86 ranked)					Logan Kaletha, Indiana Austin Miller, Northern Colo.	9 9	Christian Avant, Ga. Southern Brandon Lockridge, Troy	5 5
Hits (122 ranked)					Gage Canning, Arizona St.	28	Matt Sanders, Troy	22
Hits Allowed Per Nine Innings (149 ranked)	Bradey Welsh	6	1	2.30	Ben Greenberg, Fordham	1.29	Bradey Welsh, Arkansas St.	2.30
Hits Per Game (139 ranked)					Greg Cullen, Niagara	2.50	Matt Sanders, Troy	1.69
Home Runs (80 ranked)					5 players tied	8	Kevin Woodall Jr., Coastal Caro.	7
Home Runs Per Game (137 ranked)					Kevin Brophy, West Virginia	0.67	Kevin Woodall Jr., Coastal Caro.	0.50
On Base Percentage (148 ranked)	Grant Hawkins	101	4	0.511	Andrew Vaughn, California	0.654	Travis Swaggerty, South Ala.	0.609
Pitching Appearances (110 ranked)					Jamie Grant, Florida A&M Devin Shulstad, Florida A&M	10 10	Braxton Johns, Ga. Southern	8
Runs (115 ranked)					Alex Junior, Tennessee Tech Joey Ortiz, New Mexico St.	24 24	Matt Sanders, Troy	23
Runs Batted In (124 ranked)					Mason Fishback, New Mexico St.	26	Joey Denison, Troy Kevin Woodall Jr., Coastal Caro.	21 21
Runs Batted In Per Game (147 ranked)					Brett Kinneman, NC State Albee Weiss, CSUN	1.92 1.92	Peyton LaCoste, La.-Monroe	1.67
Runs Per Game (142 ranked)					Alex Junior, Tennessee Tech	2.18	Matt Sanders, Troy	1.77
Sacrifice Bunts (97 ranked)	Cullen Ray	97	3	2	Matt McDermott, William & Mary Jonathan Weeks, Hawaii	6 6	Kennon Fontenot, Louisiana	4
Sacrifice Bunts Per Game (145 ranked)	Cullen Ray	59	3	0.25	Jonathan Weeks, Hawaii	0.55	Kennon Fontenot, Louisiana	0.33
Sacrifice Flies (46 ranked)					David Anaya, Incarnate Word	5	Peyton LaCoste, La.-Monroe Michael Sandle, South Ala.	3 3
Saves (60 ranked)	Jesse Kutzke	60	2	2	9 players tied	5	Logan Staelke, Louisiana	4
Slugging Percentage (250 ranked)					Andrew Vaughn, California	1.162	Matt Sanders, Troy	0.843
Stolen Bases (130 ranked)	Grant Hawkins	75	8	5	Max Schuemann, Eastern Mich.	12	Braedon Barrett, La.-Monroe	8
Stolen Bases Per Game (149 ranked)	Grant Hawkins	48	3	0.56	Max Schuemann, Eastern Mich.	1.00	Braedon Barrett, La.-Monroe	0.80
Strikeout-to-Walk Ratio (150 ranked)	Nate Alberius Bradey Welsh	28 104	3 8	11.00 6.50	Kyle Marman, Fla. Atlantic	32.00	Colten Schmidt, Louisiana	20.00
Strikeouts (129 ranked)	Nate Alberius	80	2	22	Darren Kelly, Alabama St.	37	Justin Garcia, Little Rock	25
Strikeouts Per Nine Innings (148 ranked)					Austin Cox, Mercer	18.00	Justin Garcia, Little Rock	16.88
Total Bases (131 ranked)					Brett Kinneman, NC State	56	Matt Sanders, Troy	43
Toughest to Strike Out (142 ranked)					5 players tied	0.0	Cory Wood, Coastal Caro.	19.7
Triples (105 ranked)	Logan Andersen	105	4	1	Gage Canning, Arizona St.	6	Chase Coker, Little Rock	3
Triples Per Game (134 ranked)	Logan Andersen	134	4	0.11	Gage Canning, Arizona St.	0.46	Chase Coker, Little Rock	0.27
Victories (57 ranked)	Nate Alberius	57	4	2	56 players tied	3	Hunter Gaddis, Georgia St. Anthony Simonelli, Coastal Caro. CJ Carter, Troy	3 3 3
WHIP (150 ranked)	Bradey Welsh Nate Alberius	2 88	1 5	0.38 0.84	Derek Craft, UTSA	0.28	Bradey Welsh, Arkansas St.	0.38
Walks Allowed Per Nine Innings (149 ranked)	Nate Alberius Bradey Welsh	57 88	5 7	0.89 1.15	16 players tied	0.00	Colten Schmidt, Louisiana	0.38